SUMMER CAMP 2017

CAMP MANUAL

Camp Lewallen

Wolf, Bear, and Webelos Resident Camp

July 5-7

cubcamping.stlbsa.org

SCOUT IT OUT

GREATER ST. LOUIS AREA COUNCIL
BOY SCOUTS OF AMERICA

WELCOME TO CAMP LEWALLEN!

Located on the scenic Ozark Plateau in southeast Missouri, Camp Lewallen consists of 580 acres of pine forests, rocks, streams, bluffs, trails, and wildlife — all of which makes Lewallen a great place for summer camp.

Camp Lewallen
HC1 Box 1955
Silva, MO 63964

WHAT'S INSIDE...

How to Contact Us 1
Opening Day at Camp 2
Check-in & Check-out 2
During Camp 3
Camp Information 3
Camp Program 4
Program Support 4
Aquatics 5
Campwide Schedule 6
Food Service 7
Dining Hall, Earl Jarvis 7
Cookout 7
Graces 8
Medical Examinations 9
Fee Structure 10
Leadership 10
Equipment 11
Scout Discipline 14
Youth Protection 15
General Regulations 15

Photos in this booklet by Christine Hummel, Jim May, and others

SUMMER CAMP IS PROBABLY THE GREATEST EXPERIENCE THAT A CUB SCOUT PACK WILL HAVE DURING THE YEAR!

Summer camp provides tremendous satisfaction seeing each boy have fun in the great outdoors. Make your summer camp experience the best possible!

Cubmaster, prior to camp:

- ☐ Provide Scout parents with Scout Packing List and a map of Camp Lewallen.
- ☐ Remind parents that they need to fill out and send in the food allergy form (found on the camp registration page) for Scouts who have dietary restrictions.
- ☐ Collect and review all medical forms. Scouts and adults staying the whole week must use the Annual Health and Medical Record (Parts A & B). Bring medical forms (found on the camp registration page) to the campsite so that the staff and a unit leader can conduct the medical recheck.
- ☐ Pay all fees at least two weeks prior to attending camp.
- ☐ Bring additional program items for campsite recreation: volleyball, frisbees, wiffle ball and bat, etc.

Upon arrival at camp:

- ☐ Welcome! Upon arrival at camp you will be greeted by camp staff and directed to your campsite.
- ☐ Please send one adult to the camp office in the camp office to register.

How to Contact Us

- www.stlbsa.org — Our website has extensive information, including this entire guide and more.
- E-mail — The e-mail address of the Camping Department is camping@stlbsa.org.
- Telephone — The Council Camping Department can be reached at 314-361-0600.
- Mail — Our address is Greater St. Louis Area Council, BSA, 4568 West Pine Blvd., St. Louis, MO 63108-2193.

Wolf, Bear, and Webelos Resident Camp

JULY 5-7

Whether this is your first trip to summer camp or you are a seasoned camper, you will have a great time this summer!

Check-in & Check-out

1-2:30 p.m. Check-in. Please do not arrive before 1:00 p.m.

Leaders and members of the pack report to the campsite where the pack counselor meets the unit. The pack leader takes attendance and checks in at the camp office.

Please ensure your unit is checked out by 4:00 p.m. on the last day of camp.

LEADERS MEETINGS AT CAMP

Everyday at camp, leaders are invited to a brief meeting to review the program, answer questions, and hear any necessary announcements. The meetings are held in the Spring Hallow Pavilion. Every pack should send an adult at these times:

- Day 1 after dinner
- Day 2 after breakfast
- Day 3 after breakfast

MAIL DELIVERY

Scouts love getting mail at camp! Mail takes several days to arrive, so you may wish to send mail prior to your Scout's departure for camp. To ensure proper delivery to your Scout, use the complete address below:

Scout's Name, Pack No. _____
Campsite name _____
Camp Lewallen
HC1, Box 1955
Silva, MO 63964



DURING CAMP

HEALTH CARE & FIRST AID

Camp is staffed 24 hours a day by qualified health personnel. All injuries and illnesses, no matter how minor, should be reported to the medical lodge. Persons with serious injuries or illnesses requiring hospitalization will be transported to Parkland Health Center in Farmington. If an emergency occurs that requires you to call 911, please then contact the camp office immediately.

Parents of Scouts are responsible for the cost of any treatment that cannot be done in camp. Non-emergency transportation of a Scout or leader to a hospital is the responsibility of the unit. In case of an emergency, transportation is provided by local authorities. Parents of the Scout are responsible for any costs incurred for emergency transportation.

Medications should be kept secure and dispensed by the unit leader. Unit leaders should keep track of when, how much, the type, and by whom the medication was dispensed. When requested, the camp will hold medications requiring refrigeration or those that the camper and his leaders feel uncomfortable holding.

Emergencies are handled immediately. Ask a staff member or the camp office for immediate assistance.

CAMP INFORMATION

Mail call is after lunch. Each pack should appoint a mailman to pick up the pack's mail.

Trading Post & Quartermaster

Times are posted at the trading post. Camp Lewallen's trading post sells camp souvenirs and clothes, snacks, recognition items, and miscellaneous camping supplies such as water bottles, flashlights, sun screen, etc.

VISITORS

Visitors are discouraged during the camp sessions because impromptu visits can cause home sickness. Parents should drop off their Scouts and depart after equipment is carried to the campsite and the tents are up. Scouts should be picked up by 4:00 p.m. on the last day of camp.

Only adults who are in camp to provide leadership to packs should be in camp during the sessions and at meal times. Adults serving as leaders must wear a colored wristband provided during check-in.

Children who are not Scouts may not be in camp, with the exception of check-in and check-out days.

RELIGIOUS OBSERVANCE

Opportunities are available for religious groups to worship under their own leadership and in accordance with their particular religious beliefs. If a chaplain is in residence at camp, s/he will be available for day or evening programs and conferences.

Scouts have the opportunity to pronounce grace at each meal in the dining hall.

CAMP PROGRAM

PROGRAM SUPPORT

The daily or weekly schedule is a tool for planning and for administration of the program. It is a timetable for activities and a checklist of opportunities and adventure.

The camp program and schedule are the responsibility of the camp director and the camp staff. The primary responsibility of the camp staff is to see that each pack has a great camping experience.

Adventure is one of the goals, but it is not found at exactly 9:30 a.m. or 4:15 p.m. It often just happens from being out there and having fun!

PROGRAM OPPORTUNITIES

DAY 1	TIMES	DAY 2	DAY 3
	7:50	Flag Raising	Flag Raising
	8:00	Breakfast	Breakfast
	9:10	Scoutcraft	Scoutcraft
	10:10	Swim	Swim
	11:10	Shooting Sports	Shooting Sports
Check in (From 1-4pm)	12:00	Break	Break
1. Check in Camp Office	12:30	Lunch	Lunch
2. Move into campsite	2:00	Nature	Nature
3. Medical re-check	3:05	Bouldering	Swim
4. Swim Tests	4:10	Boating	Head back home
5. Dining Hall Assignments	5:00	Return to Campsite	
Flag Lowering	6:20	Flag Lowering	
Dinner	6:30	Dinner	
EVENING ACTIVITY		**EVENING ACTIVITY**	
First Leaders Meeting	7:30		
Tour of Camp	8:00	Campsite Campfire	

SAMPLE SCHEDULE

AQUATICS

On day one of camp, each Scout and leader will take a swim test. Afterwards, everyone has the opportunity to swim twice a day — once in the morning and once in the afternoon.

The Camping Committee has set the following procedures in concert with the National Boy Scouts of America policies, recognizing the responsibility to parents and leaders for their Scouts. Most of these procedures and rules fall under the "common sense" category, but it is important that all acknowledge and understand them. The camp director — through the Aquatics director — is the final authority in any question of safety, policy, or procedure.

In order to swim, each camper must provide evidence of swimming ability through testing by lifeguards at camp. Campers are qualified according to their swimming ability as Swimmers, Beginners, or Non-Swimmers.

- Non-Swimmers — No formal test; get in the water and splash around.
- Beginners — Swim 50 feet as follows: Jump feet first into water over camper's head, come to the surface, level off, swim 25 feet, turn sharply, and return to the starting point.
- Swimmers — Swim 100 yards as follows: Enter water feet first, swim 75 yards in a strong manner using one or more of the following strokes: sidestroke, breaststroke, trudgen, or crawl; swim 25 yards on the back, using a resting stroke; rest by floating or if nonbuoyant, with just enough motion to stay afloat.

During swim times:

- Keep valuables and electronics at your unit's campsite.
- Use sunscreen at the pool.
- We recommend wearing shirts to and from the pool to avoid sunburns.

Note: When lightning is seen or thunder is heard, all will be removed from the pool. Thirty minutes must pass since the last thunder or lightning before campers are permitted back in the water.

SHOOTING SPORTS

BB Guns

The pack can shoot BB guns at the Field Sports area. A gun safety instruction occurs prior to the shoot.

Archery

Scouts shoot at standard targets. Personal archery equipment is not allowed at camp.

HIKING TRAILS

Ask at the Camp Lewallen office for maps of the hiking trails at camp.

NATURE AREA

Each pack has a scheduled time to visit the Nature Lodge and work on nature advancements.

SCOUTCRAFT AREA

Packs have a scheduled time to visit the Scoutcraft area for instruction in camping, basic knots, knife safety, fire building, etc.

Leather and leather craft tools are available for Scouts to use while they are in the Scoutcraft area.

PACK PROGRAMS

In addition to the many planned staff programs, the pack can conduct their own programs at their campsites.

CAMPWIDE SCHEDULE

The Opening Campfire is held at 8:30 p.m. on day one of camp. Units should assemble on the flag field at 8:15 p.m.

Flag-raising is held each morning at 7:50 a.m. and Retreat is held each evening at 6:20 p.m. Complete uniforms should be worn at the evening retreat by those who have them.

A rest hour follows lunch. This is a good time for napping, recreation, and games on the campsite or just enjoying nature.

Everyone must be on campsites at 9:45 p.m., with lights out and camp quiet by 10:00 p.m.

While many of the programs still happen in rain, a few cannot. Severe storms during program hours that cancel all programming will be the time for inside programming in the dining hall at the discretion of the camp director. Activities can also be held on the campsite, depending on the weather.

During extreme heat and for the safety of the Scouts, a few programs may be rescheduled to a later time.

FOOD SERVICE

DINING HALL

The camp fee covers 6 meals. Visitors' meals are $5 each and we request 24-hour advance notice for visitors' meals.

All meals are served in the dining hall at Camp Lewallen: breakfast at 8:00 a.m., lunch at 12:30 p.m., and dinner at 6:30 p.m. The waiters should report to the dining hall 15 minutes before each meal.

Orientation

During the check-in process on the first day, each campsite participates in a dining hall orientation. The dining hall steward explains the waiter system, serving, and clean-up. At the orientation, the pack is assigned a table/tables to sit at for the entire camp session. Each table seats eight individuals and is filled before starting a new table, so more than one pack may sit at the same table.

Please try to ensure that each Scout in the pack rotates as the waiter during camp. The table rotates at evening meals, and each camper receives a new job for the next three meals. Leaders should assist the Scout waiters where possible. The waiter and assistant report 30 minutes before each meal, set the table, get the food, and secure extra helpings if needed. They remain after the meal to clean up at the table: scraping plates, moving all glasses, plates, bowls, and utensils to the aisle end of the table. A pan of warm water and a sponge for each table should be picked up from the dining hall steward for table clean-up.

Special Diets

If your pack has campers with special dietary health concerns, please complete and submit the food allergy form found on the camp registration page.

COOKOUT

Packs cook a simple meal on their campsites during the session. The cooking fire is made from wood gathered from around the campsite, and is part of the advancements the boys work on completing at camp.

GRACES

The graces listed are only suggestions. Scouts may use them or the grace they say at home.

Camp Lewallen Grace

Beneath the stars above Logan,
by the river as it winds,
Looking over old Potashnik,
and sheltered by the towering pines,
We thank you Lord for these blessings —
this food, this fellowship, and this day.
And ask your continued grace and mercy
as we carry on the Scouting way.
Amen.

Camp May Grace

We thank you, Lord, in every way
For the gifts you give to us each day,
For the gifts of life, the gifts of love,
The gifts of friends and heavens above.
For every Scout who does his best,
May this food of ours be blessed.
Amen.

S bar F Ranch Grace

For the gifts of food and freedom
And hills to roam
For crimson sunsets
For the earth, our home,
For the stars at night
And gentle wind in trees
Thank you, Great Spirit,
For all of these.
Amen.

Philmont Grace

For food, for raiment,
For life, for opportunity,
For friendship and fellowship,
We thank Thee, O Lord.
Amen.

Northern Tier Wilderness Grace

For food, for raiment,
For life and opportunity,
For sun and rain,
For water and portage trails,
For friendship and fellowship,
We thank Thee, O Lord.
Amen.

Florida Sea Base — The Keys Blessing

Bless the creatures of the sea,
Bless this person I call me.
Bless the Keys you made so grand,
Bless the sun that warms the land.
Bless the fellowship we feel,
as we gather for this meal.
Amen.

Summit Grace

For this time and this place,
For Your goodness and grace,
For each friend we embrace,
We thank Thee, O Lord.
Amen.



MEDICAL EXAMINATIONS

Every Scout and adult attending camp must, upon arrival, present a completed health record: Parts A and B.

Medical forms can be downloaded from camping.stlbsa.org. The forms can be filled out online, printed, and saved with the typed information.

We only accept the BSA medical form. No school or sports physicals will be accepted.

Unit leaders should collect and review all medical forms prior to camp. If the unit leader has any questions concerning a Scout's medical form, the leader should contact the Scout's parents.

Parents should not send their child to camp if he is feeling ill within three days prior to his departure to summer camp. This includes running a fever or stomach pains.

FEE STRUCTURE

Scouts
Scout fee is $150 for the week.

Leaders
Adult leaders are admitted without fee according to the following schedule:

- 3 to 10 Scouts in camp — one free leader older than 21
- 11 to 20 Scouts in camp — two leaders free, one of whom may be 18 years old
- 21 to 30 Scouts in camp — three leaders free, two of whom may be 18 years old

Fee for additional leaders in camp is $80 per leader.

Financial Assistance
Every youth deserves the opportunity to experience summer camp. Camperships were created as financial assistance to ensure that any youth with financial difficulties is not denied an opportunity to attend summer camp at a Greater St. Louis Area Council property. Camperships normally do not exceed 50 percent of the full camp fee, except where extenuating circumstances are present.

To apply for a campership, submit an application (available at camping.stlbsa.org); camperships will be available until funds are depleted.

Cancellations & Refunds
Refunds may be issued in circumstances involving medical or family emergencies and must be requested using the Refund Request Form (available at camping.stlbsa.org) before August 30, 2017.

LEADERSHIP

Each pack must have in camp, at all times, one leader at least 21 years old who is registered in the Boy Scouts of America.

In light of the Boy Scouts of America requirement for a minimum of two youth members and two leaders for any activity away from the meeting site, the Greater St. Louis Area Council accepts the following for summer camp: Since each pack shares a site with other packs at camp, a campsite of multiple packs will be considered one pack, and packs are expected to provide "group leadership." Each pack attending camp is still required to provide at least one leader at all times.

Adults may not tent with a Scout unless the Scout is their own child. However, it is recommended that Scouts tent together.

EQUIPMENT

All equipment needed for camping is provided at no additional cost. Equipment includes the following items: 9'x7' two-person wall tents, cots, floorboards, picnic tables, and flys. Campsites are equipped with latrine, washstand, shower, and flagpole. If additional equipment is needed, please ask at the camp office.

You are always welcome to bring your own tents and gear if you are more comfortable with your own equipment.

Cots

The canvas cots on your campsite may not provide enough support for leaders with bad backs. An alternative to cots is using a chaise lounge-style lawn chair that folds flat.

Quartermaster Equipment

Equipment— such as shovels, brooms, rakes, and similar equipment — is checked out to packs without charge for their use in camp. Packs are held responsible for the return of any equipment in good condition to the quartermaster before leaving camp. Packs are expected to pay for equipment lost or damaged before leaving camp, as well as damage to the campsite itself, including the killing of trees or shrubs.

Leaders Equipment List (items not provided at camp)

- ☐ 1. Lawn chairs
- ☐ 2. Fire starters
- ☐ 3. Clothesline
- ☐ 4. Cooler to keep snacks in
- ☐ 5. Snacks and/or soda
- ☐ 6. Dutch oven
- ☐ 7. Recreational equipment: Frisbee, wiffle ball, bats, volleyball, etc.

Camper Personal Equipment List

- ☐ 1. Duffle bag or pack
- ☐ 2. Scout uniform (if the Scout has one)
- ☐ 3. Sturdy shoes or boots suitable for hiking (1-2 pairs recommended)
- ☐ 4. Sandals (1 pair)
- ☐ 5. Cap or hat (1)
- ☐ 6. Raincoat or poncho (1)
- ☐ 7. Sweatshirt or jacket (1)
- ☐ 8. Underwear (4)
- ☐ 9. Socks (4)
- ☐ 10. T-shirts (4)
- ☐ 11. Handkerchiefs
- ☐ 12. Pajamas or sleeping attire (1-2)
- ☐ 13. Extra changes of clothes
- ☐ 14. Swim suit (1-2) — pack on top of duffel
- ☐ 15. Ziploc bags to keep clothes dry
- ☐ 16. Towels (1-2) — pack on top of duffel
- ☐ 17. Washcloth (1-2)
- ☐ 18. Toothbrush and paste
- ☐ 19. Hand soap in container
- ☐ 20. Shampoo
- ☐ 21. Brush or comb
- ☐ 22. Sunscreen
- ☐ 23. Insect repellent (nonaerosol only)
- ☐ 24. Personal first aid kit
- ☐ 25. Wristwatch
- ☐ 26. Flashlight and batteries
- ☐ 27. Pen, pencil, and paper
- ☐ 28. Sleeping bag or blankets & sheets
- ☐ 29. Pillow (if desired)
- ☐ 30. Water bottle (2)
- ☐ 31. Fork, knife, spoon, and cup
- ☐ 32. Camp chair
- ☐ 33. Wolf, Bear, or Webelos Handbook
- ☐ 34. Spending money ($30 or so)
- ☐ 35. Camera

NOTES:

- Items not recommended at camp are electronic devices, items of value, and extra food that might attract animals.
- Fireworks, alcoholic beverages, sheath knives, non-prescription drugs, and personal firearms are not permitted in camp.
- Campers should mark all of their equipment and clothing with their names.
- Closed-toe shoes are required for the nature hike and are recommended for walking around camp.
- Insect repellent should be a lotion-type, as bug spray removes the waterproofing from canvas tents.
- A Scout is welcome in any Scout camp, whether or not he owns a Scout uniform.

CAMP SAFETY PROCEDURES

- The buddy system should be used at all times.
- Fires must be put out when leaving the campsite. No fire should be left unattended. Fire Orders and Severe Weather Procedures are posted in each campsite.
- Camp setting offers a great opportunity to observe plant and animal wildlife in their natural surroundings. Please inform Scouts and adults not to feed or try catching any wildlife. If there is a problem with any type of wildlife, contact the camp office or a camp staff member immediately.
- No one is allowed to be transported in the cargo section of trucks.
- All buildings are smoke free. Smokers, please smoke outside in a safe manner away from Scouts' view. It is unacceptable for anyone under the age of 18 to use tobacco products at anytime during camp.
- Upon departure from camp, all Scouts will leave with their unit leadership, parent, guardian, or an individual approved by the parent or guardian. Written permission must be provided by the legal parent or guardian to the unit leadership when a Scout leaves camp with someone other than the above individual. This process is intended to maintain accountability of all Scouts and provide for their safety.
- In order to easily determine visitors from participants, adults must wear a colored wrist band provided during check-in.
- Camp staff, under the guidance of their camp director, monitors the camp for unauthorized persons. Any questions or concerns regarding an unauthorized person will be referred to the camp director. Those persons found not to be official guests of Camp or a pack will be asked to leave and escorted off the premises. Local law enforcement officers will be contacted as needed. Any problems or safety concerns regarding unauthorized persons must be referred to the camp director or his/her designee.

SCOUT DISCIPLINE

The following information should be shared with the unit before arriving at camp so that unit leadership and Scouts clearly understand what course of action will be taken if camp rules are broken.

- The Scout Oath and Law are the rules in camp. They are all that are needed, and unit leadership is responsible for enforcing these behaviors and disciplining Scouts who break them.
- In the case of inter-pack conflicts or concerns, the unit leadership of the individual Scouts involved are responsible for disciplining each of the individual Scouts.
- Camp administration is available and prepared to assist in establishing communication in the event of inter-pack concerns.
- Further action may be required of the unit leadership, as determined by camp administration. If necessary, the chartered organization and/or district executive will be contacted.
- Camp administration reserves the right to take action, if necessary, including sending a Scout home immediately who steals, vandalizes, or intentionally places himself or another Scout in danger of harm.
- In order to ensure the best possible experience for all Scouts, hazing or other such activities are not allowed at any time at camp. Such activities place Scouts at unnecessary risk of injury and may cause bigger problems to occur as a result of seemingly small rituals getting out of control.

- Scouts are expected to be on their campsite by 9:45 p.m. An adult leader must accompany any Scout who needs to be away from his campsite after that time.
- Again, it is expected that all Scouts and adults camping at Camp Lewallen will live up to the principles and values of the Scout Oath and Law.

YOUTH PROTECTION

- Any unit leader or staff member, who suspects, knows of, or witnesses a camper being abused at camp must notify the camp director immediately. Anyone suspected of mistreating a camper in any way — sexual, emotional, or physical – will be asked to leave camp.
- All Scouts must have their privacy respected when conducting personal business — showering, changing clothes, etc.
- Adults are not permitted to tent with a Scout unless the Scout is their own child.
- Youth Protection training is available online 24/7.

GENERAL REGULATIONS

Adhering to the following regulations ensures that everyone has a fun and safe experience at camp.

Pets
Pets are not permitted at camp — including during check-in and check-out.

Vehicles in Camp
All program and administration areas are within walking distance of each campsite. No access roads to campsites are available for private vehicles. Ample parking areas are provided in the central camp, and all vehicles — including campers and trailers — must be parked there.

All personal equipment is to be carried to the campsite.

Information in this manual is subject to change. For updates, visit

cubcamping.stlbsa.org

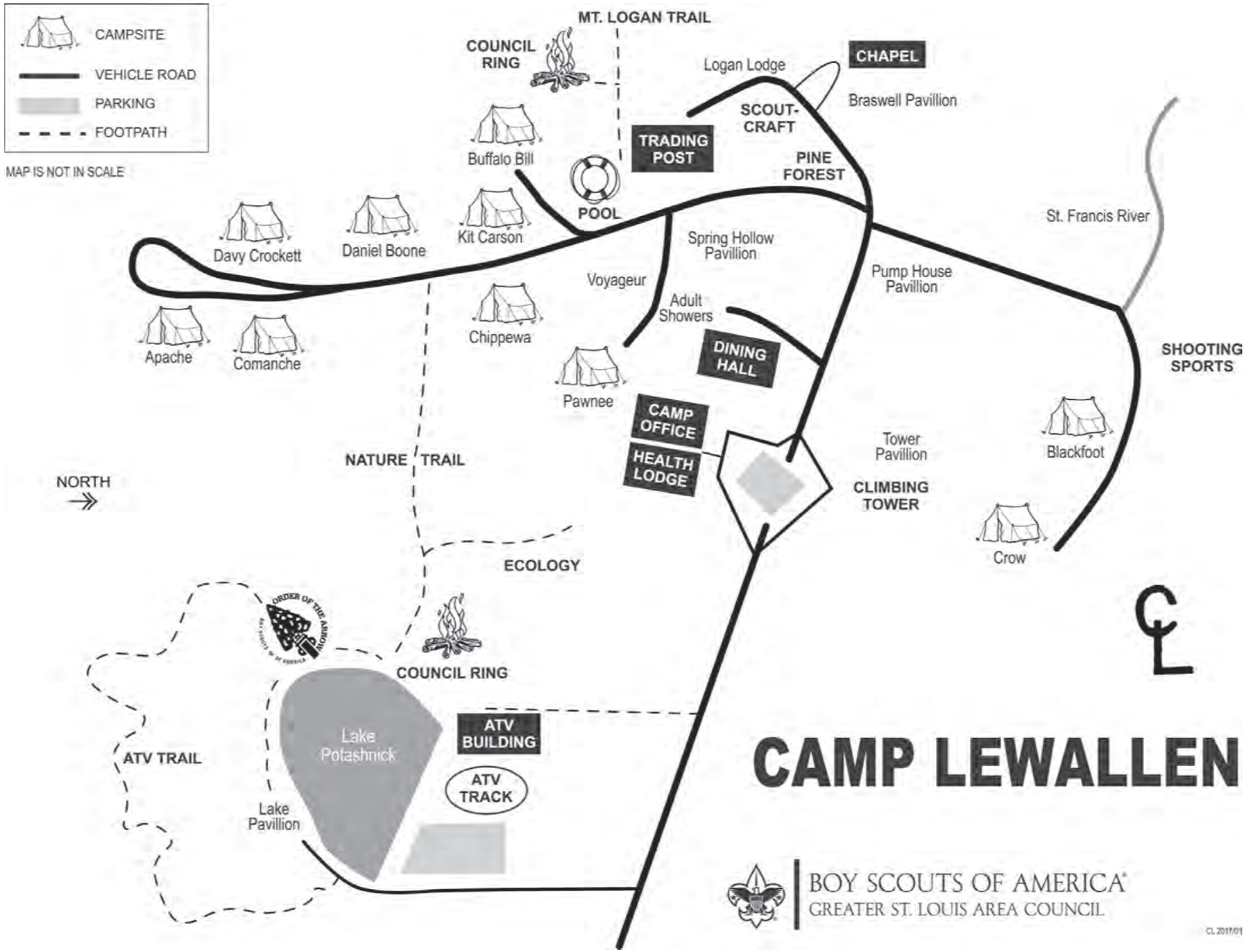
CAMPSITE
VEHICLE ROAD
PARKING
FOOTPATH
MAP IS NOT IN SCALE
MT. LOGAN TRAIL
COUNCIL RING
Logan Lodge
CHAPEL
Braswell Pavillion
SCOUT-CRAFT
TRADING POST
PINE FOREST
Buffalo Bill
POOL
St. Francis River
Davy Crockett
Daniel Boone
Kit Carson
Spring Hollow Pavillion
Pump House Pavillion
Voyageur
Adult Showers
Chippewa
Apache
Comanche
DINING HALL
SHOOTING SPORTS
Pawnee
CAMP OFFICE
HEALTH LODGE
Tower Pavillion
Blackfoot
NATURE TRAIL
CLIMBING TOWER
NORTH
Crow
ECOLOGY
ORDER OF THE ARROW
COUNCIL RING
ATV BUILDING
Lake Potashnick
ATV TRAIL
ATV TRACK
Lake Pavillion
CAMP LEWALLEN
BOY SCOUTS OF AMERICA
GREATER ST. LOUIS AREA COUNCIL
CL 2017/01

BOY SCOUTS OF AMERICA®
GREATER ST. LOUIS AREA COUNCIL

CAMP LEWALLEN

HOW TO GET THERE

Camp Lewallen — located in Silva, Mo., 63964 — is approximately 110 miles south of St. Louis on Hwy K off US Hwy 67.

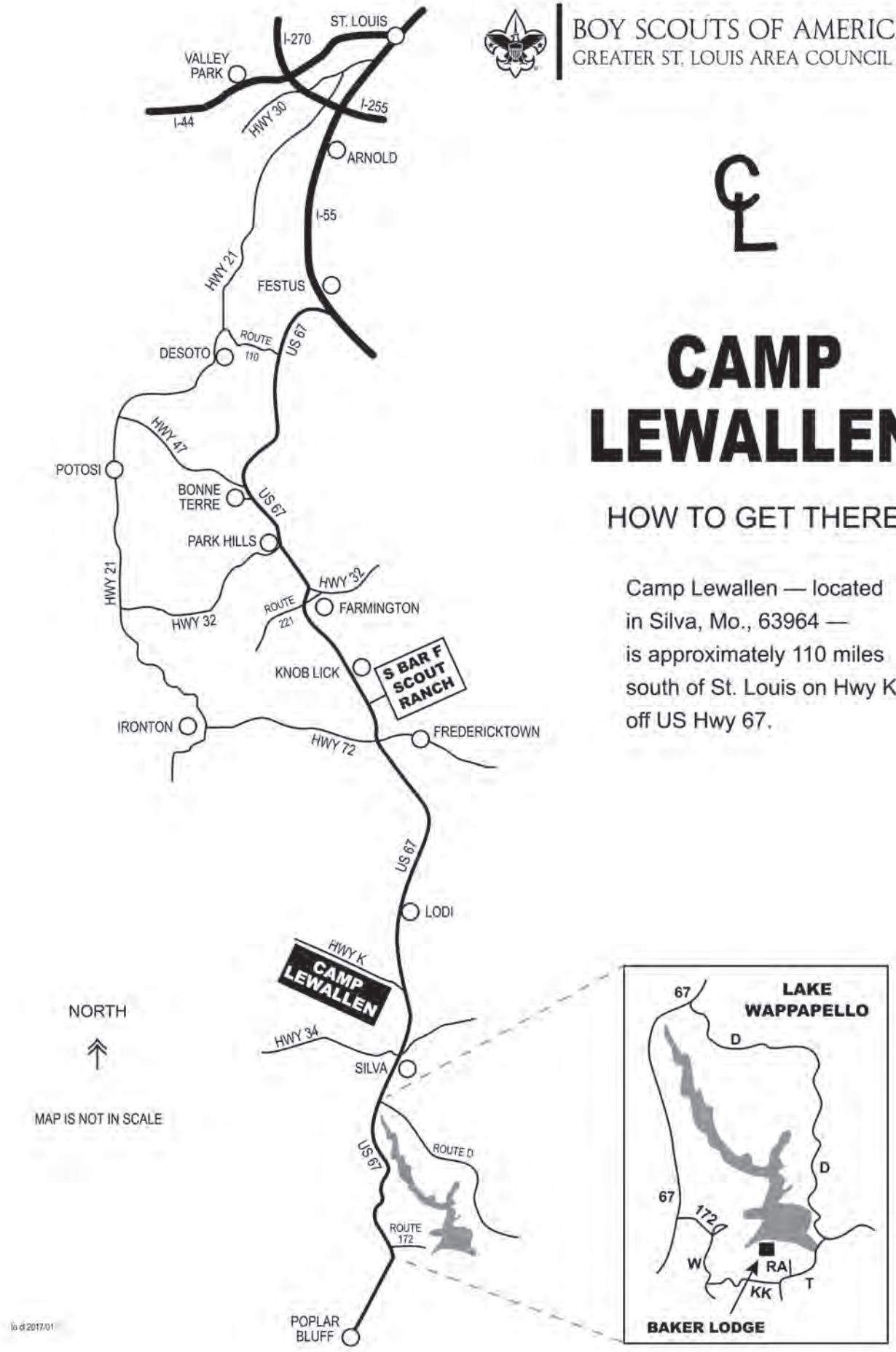

BOY SCOUTS OF AMERICA®
GREATER ST. LOUIS AREA COUNCIL

camping.stlbsa.org