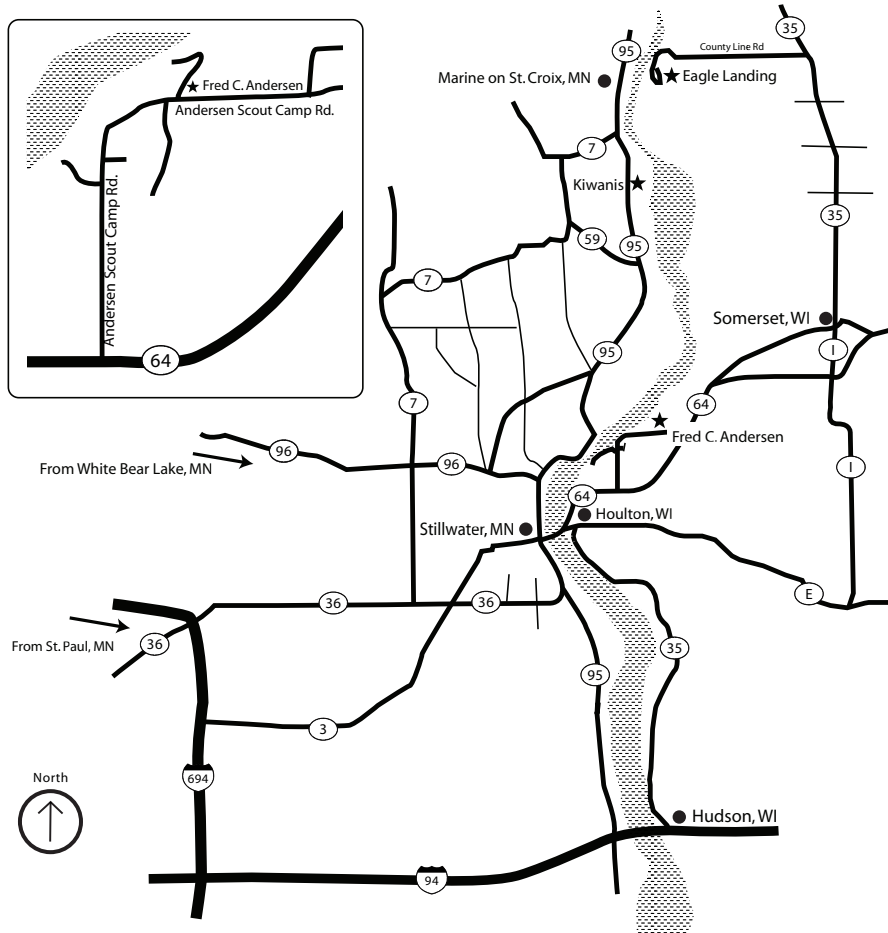
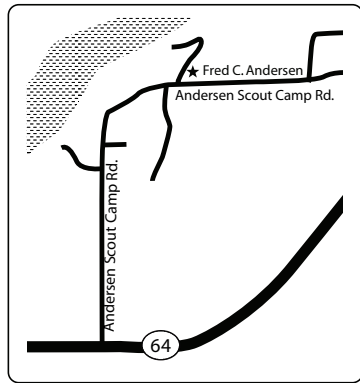
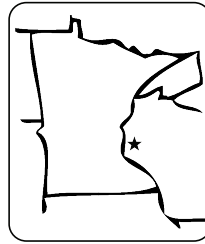


Fred C. Andersen Scout Camp

Northern Star Council, BSA

186 Andersen Scout Camp Trail
Houlton, WI 54082

(715) 549-6641



Directions to camp along with detailed property maps are available at northernstarbsa.org

2015 NORTHWEST MANY WATERS DISTRICTS WEBELOS WOODS

Find yourself in Scouting!



PARTICIPANTS GUIDEBOOK

39th Annual Webelos Woods
May 1-3, 2014

**NORTHERN STAR COUNCIL
BOY SCOUTS OF AMERICA**

WHAT TO BRING

Personal Equipment:

1. A **Class A** uniform shirt is a must for all Scouts.
2. A hat. This is a heavily wooded area.
3. A pair of comfortable hiking boots or walking shoes (Keep them properly tied to prevent blisters).
4. One extra pair shoes, in case the first pair get wet.
5. One change of trousers and shirt.
6. Three pairs of socks.
7. Two sets of underwear.
8. Toilet kit, containing: towel, washcloth, soap, toothbrush, toothpaste, and a comb.
9. Sweatshirt or light jacket. (Heavier outerwear if the weather dictates).
10. Poncho or raincoat, with rain hat or hood (**A MUST**).
11. Sleeping bag or blankets. We will be tent camping. A cot, air mattress, or sleeping mat will also make you more comfortable.
12. Eating utensils: plate, cup, knife, fork, and spoon (**A MUST**).
13. Flashlight and extra batteries.
14. **BAG LUNCH AND SNACK FOR FRIDAY NIGHT.**
15. Lawn chair or camp stool for adults. (You may want to bring reading materials for your free time).

NOTE: Make sure all your personal gear is marked with your name!

Saturday, May 2

- | | |
|------------|--|
| 8:15 p.m. | Campfire Planning (Troop site) |
| 8:30 p.m. | Food Distribution (Shelter 2) |
| 9:00 p.m. | Troop Campfires (Troop site) |
| 9:45 p.m. | Cracker Barrel (Troop site)
(Skills Staff at Training Building) |
| 10:15 p.m. | Taps (Quiet time) |
| 12:00 a.m. | Campfires Must Be Out |

Sunday, May 3

- | | |
|-----------|---|
| 6:30 a.m. | Reveille |
| 7:00 a.m. | Food Distribution (Shelter 2) |
| 7:15 a.m. | Breakfast and Clean-up (Troop site) |
| 8:00 a.m. | Camp Clean-up and Inspection (Troop site) |
| 8:30 a.m. | Closing Ceremony (Flag Poles by Trading Post) |
| 9:00 a.m. | Homeward Bound |

Please Drive Safely and Buckle Up!

SCHEDULE

Friday, May 1

- 5:00 p.m. Camp Set-Up and Supper (Bag lunch)
- 7:30 p.m. Troop Check-in (Troop site)
- 8:00 p.m. Troop / Parent Organization Meeting (Troop site)
- 9:00 p.m. Welcome Campfire (Camp Fire area)
- 10:15 p.m. Taps (Quiet time)
- 12:00 a.m. Campfires Must Be Out

Saturday, May 2

- 6:30 a.m. Reveille
- 7:00 a.m. Flag Raising (Shelter 3 First Aid Station)
- 7:15 a.m. Food Distribution (Shelter 2)
- 7:30 a.m. Breakfast and Clean-up (Troop site)
- 9:30 a.m. Scout Skills Station #1 (See chart for locations)
Youth Protection Training for Adults – Training Building (See map)
- 10:15 a.m. Scout Skills Station #2 (See chart for locations)
Parent Hike (Training Building)
- 11:00 a.m. Scout Skills Station #3 (See chart for locations)
- 11:45 a.m. Food Distribution (Shelter 2)
- 12:00 noon Lunch and Clean-up (Troop site)
- 1:15 p.m. Camp-wide Gathering (Shelter 3 First Aid Station)
- 1:30 p.m. Scout Skills Station #4 (See chart for locations)
- 2:00 p.m. Scout Skills Station #5 (See chart for locations)
Webelos Transition for Parents (Training Building)
- 2:30 p.m. Scout Skills Station #6 (See chart for locations)
- 3:00 p.m. Free Time
- 5:00 p.m. Food Distribution (Training Building)
- 5:15 p.m. Dinner and Clean-up (Troop site)
- 6:45 p.m. Flag Retirement Ceremony (OA Fire Ring)
- 7:30 p.m. Church Services (100% Attendance Please)
Scouts Own (OA Fire Ring)

2015 Northwest & Many Waters Districts Webelos Woods Participant's Guidebook

Welcome to Northwest & Many Waters District's 39th Annual Webelos Woods. Are you ready for the fun and adventure awaiting you at Webelos Woods? This 2015 Webelos Woods Guidebook will tell you what it is all about and how to get ready to enjoy the weekend.

CHECK IN TIME: The check in time is **5:00 p.m.**, Friday, May 1st, for the Webelos and parents. Try to arrive prior to that so registration and camp setup can be completed in a timely manner.

WHERE: Webelos Woods will be held at **Fred C. Andersen Scout Camp**, a 200-acre Northern Star Council camp located in Wisconsin on the St. Croix River just East of Stillwater, Minnesota. The map on the back of this handbook shows you how to get there.

CAMP DEPARTURE TIME: You should be homeward bound by 9:30 a.m., Sunday, May 3th.

WHAT TO DO WHEN YOU ARRIVE: This guidebook contains a map of the Webelos Woods encampment. As you start down the trails from the parking lot, you will find a sign, which lists each of the Packs and shows which Provisional Troops they are assigned to (just in case you were not notified). You will also find a map, which shows where the various Provisional Troops will be located. Review the map and familiarize yourself with the camp layout and locate your Troop campsite, the First Aid Station (Shelter; 3), and the Food Distribution point (Shelter 2). There should be carts available to haul your personal gear in - **PLEASE** bring them back right away so others may use them.

SKILL STATIONS

1. **Fire Building** - Learn how to build, start and use many different kinds of campfires. You will have an opportunity to build and light a fire.
2. **Dog Food Sling Shot** – Shoot at targets and not worry about cleaning up the mess!
3. **Orienteering Merit Badge Primer** -Take an opportunity to discover how to get there and not get lost.
4. **Obstacle Course** - Meet the challenges the course has to offer - and have fun!
5. **Knot tying station** – Learn how to tie the basic scout knots
6. **BB Gun Range** – Learn to shoot safely under the eyes of Range Safety trainers.

For the Adult parents, Dutch oven Cooking Demonstration – Learn some basics of Dutch Oven Cooking. Plus, the best part – the TASTE TESTING!!
(THIS SESSION WILL ONLY BE FOR THE ADULT PARENTS).

Each Skill Station will give you the opportunity to try your hand. Patrols will compete with each other in a Fun competition. Enjoy the Stations!

Adults!
Looking for more fun?
First Aid Crew wants You!
Annual Webelos Woods Cribbage Tournament
Shelter 3 First Aid Station

2015 WEBELOS WOODS MENU

Friday Supper:	Bag Lunch from Home
Saturday Breakfast:	Eggs or French Toast, Sausages
Saturday Lunch:	Hot Dogs and Chips
Saturday Supper:	Foil Dinners or Hamburgers
Saturday Cracker-Barrel:	Chefs Surprise
Sunday Breakfast:	Cold Cereal and Fruit

Condiments will be provided at each meal. *This menu is subject to change.*

Adults: Hot coffee will be available all day Saturday (starting at 7:30a.m.) at Training Building (see the map).

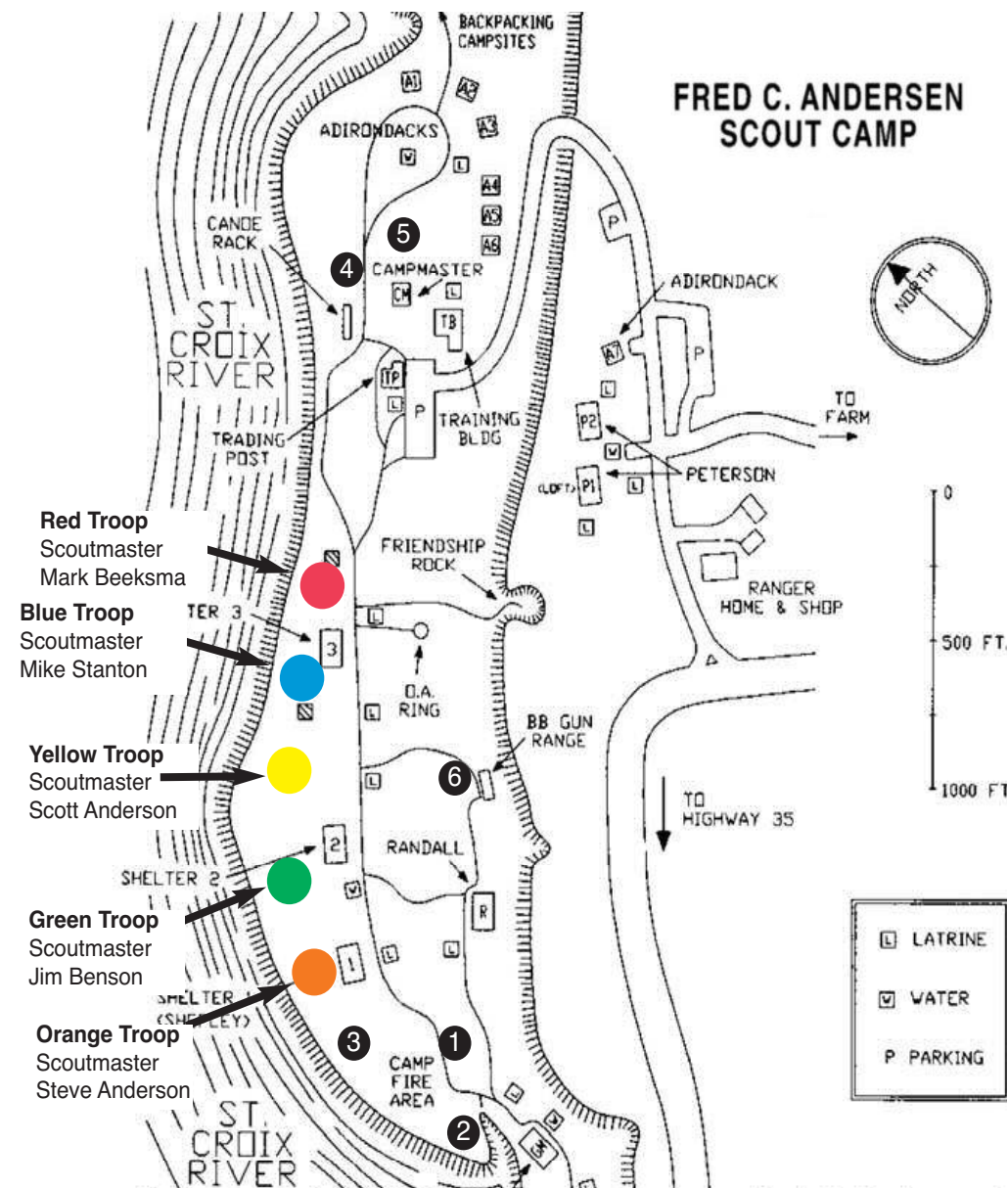
Scoutmasters: Bring along extra heavy-duty foil in case some of the scouts damage theirs. Charcoal may be used for the foil dinners, **no lighter fluid.**

FRED C. ANDERSEN SCOUT CAMP

THE FOLLOWING ITEMS ARE STRICTLY PROHIBITED ON CAMP PROPERTY!

- Alcoholic beverages of any kind.
- Gasoline or propane lanterns and stoves (**except Provisional Scoutmasters**).
- Gasoline or propane space heaters.
- Charcoal lighter fluid.
- Sheath knives (only small pocket knives are allowed)
- Axes (**except Provisional Scoutmasters**, we gather ground laying wood only).
- Firearms or archery gear.
- Fireworks of any kind.
- Electronics (including radios, TV's, media players, video games, etc.).
- Pets.

ANY INDIVIDUAL (YOUTH or ADULT) IN POSSESSION OF ANY PROHIBITED ITEMS WILL BE ASKED TO LEAVE THE CAMP PREMISES AND WILL NOT RECEIVE ANY AWARDS OR REFUNDS



Skill Stations

- 1 Fire Building
- 2 Dog Food Sling Shot
- 3 Orienteering
- 4 Obstacle Course
- 5 Knots
- 6 BB Gun Range

Skill Station Rotation

Time	Station 1 Fire Building	Station 2 Slingshot	Station 3 Orienteering	Station 4 Obstacle Course	Station 5 Knots	Station 6 BB Gun Range
9:30 to 10:15	Green	Open to Parents	Blue	Orange	Red	Yellow
10:15 to 11:00	Yellow	Green	Open to Parents	Blue	Orange	Red
11:00 to 11:45	Red	Yellow	Green	Open to Parents	Blue	Orange

11:45 Food Distribution	12:00 Lunch	1:15 Campwide meeting at Shelter 3 First Aid Station
--------------------------------	--------------------	---

Time	Station 1 Fire Building	Station 2 Slingshot	Station 3 Orienteering	Station 4 Obstacle Course	Station 5 Knots	Station 6 BB Gun Range
1:30 to 2:00	Orange	Red	Yellow	Green	Open to Parents	Blue
2:00to 2:30	Blue	Orange	Red	Yellow	Green	Open to Parents
2:30 to 3:00	Open to Parents	Blue	Orange	Red	Yellow	Green