BOY SCOUTS OF AMERICA
THREE FIRES COUNCIL

Microsoft
Merit Badge Workshops

Thank you for participating in the Microsoft Merit Badge Workshops. Our new system will allow you to print the completed and signed blue card right from your computer, just by following the simple steps below. Please give the counselors from the Microsoft Stores a few days to get the requirements into the system.

Please follow these instructions to access your blue card following the merit badge session. You will need the information in your confirmation email to access this area.

1. Click on the "View Registration Details" link in your confirmation email

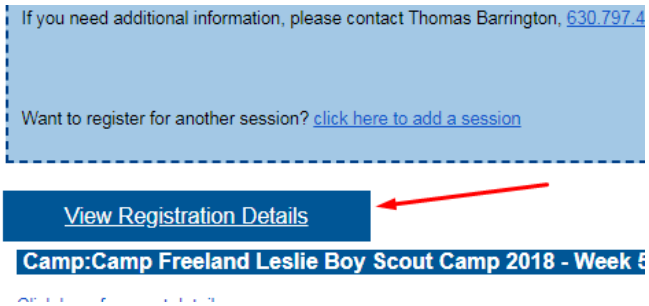

2. Click the "Reporting" button near the top right.

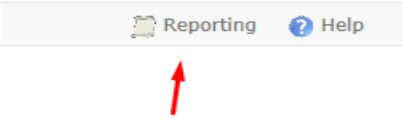

3. Select a report to generate a downloadable and printable PDF form.

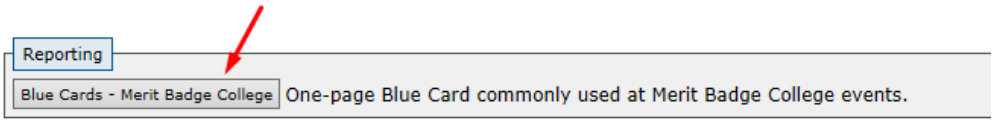

4. You will get a printable page. If the Scout completed the badge, it will be signed as such with a completed date, and requirements.



If you have any questions pertaining to the printing of this page, please contact Three Fires Council at 630.584.9250.