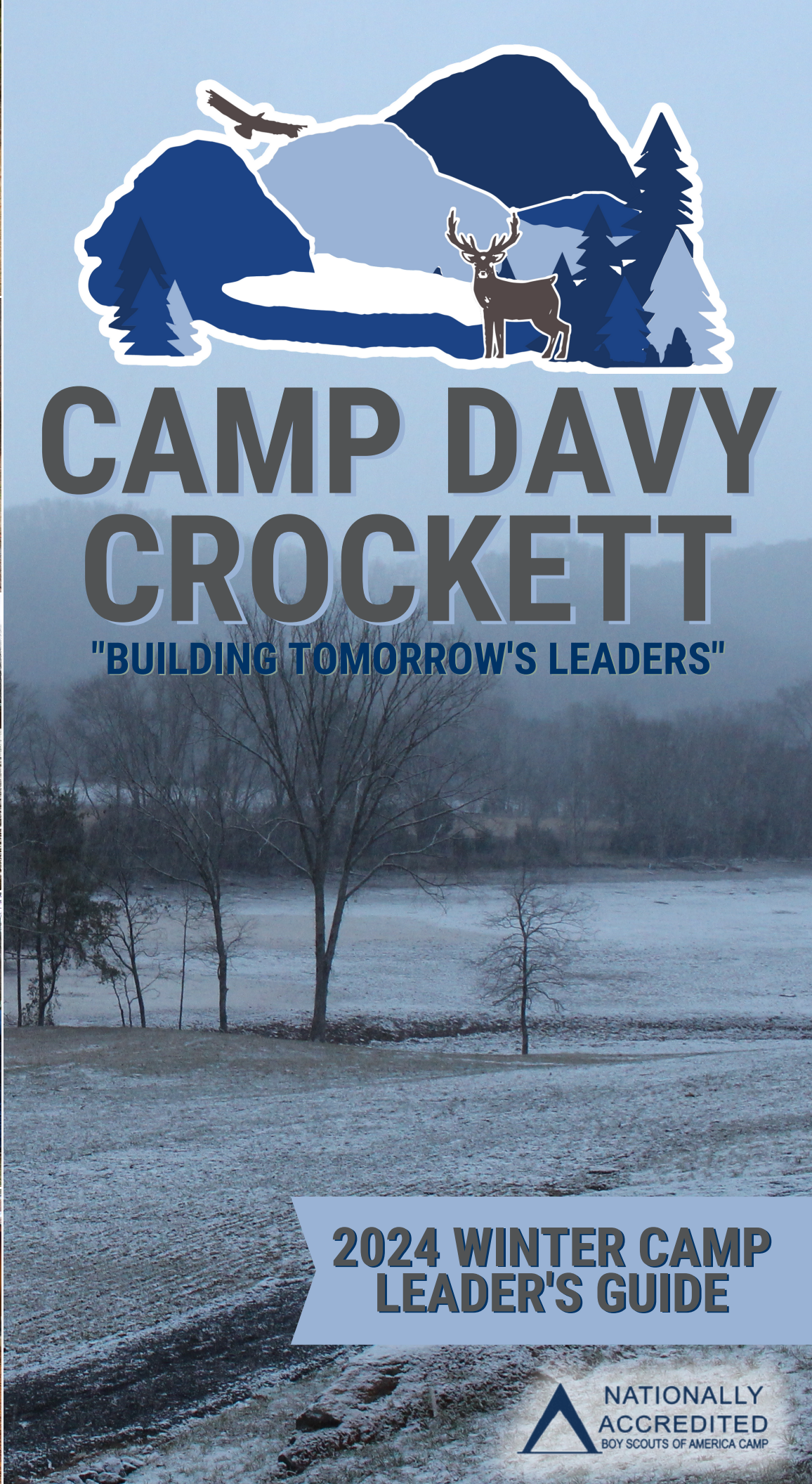




CAMP DAVY CROCKETT

"BUILDING TOMORROW'S LEADERS"



2024 WINTER CAMP LEADER'S GUIDE



NATIONALLY ACCREDITED
BOY SCOUTS OF AMERICA CAMP

Table of Contents

Table of Contents	
<u>Camp Information</u>	2
<u>Date / Fees / Refund Policy</u>	3
<u>Checking In & Checking Out</u>	4
<u>Health & Safety / Special Needs</u>	5
<u>Camp Rules & Policies</u>	6
<u>Daily Schedule</u>	7
<u>Class Schedule</u>	8
<u>Crockett Badge Descriptions</u>	9
<u>Adult Classes</u>	10
<u>Appendix</u>	<u>Directions to Camp</u>
	<u>Packing List</u>
	<u>Camp Map</u>

THE PURPOSE

The purpose of Scout camp is to build strength through day-to-day activities of pure Scouting for patrols, units, and most importantly, for the individual Scouts. The programs offered by the Sequoyah Council at Camp Davy Crockett are open to all registered Scouts BSA.

CODE OF CONDUCT

The Code of Conduct at camp is simply the Scout Oath and Scout Law. If we adhere to these guiding principles, everyone will have maximum fun while at camp.

CAMP INFORMATION

Telephone:


Sequoyah Council Phone Number: 423-952-6961

Sequoyah Council Fax Number: 423-952-6960

Phone number at Camp: 423-205-7272

This phone is located in the camp office. This is the camp's business phone, and parents cannot talk to their children on this phone. The staff member will take a message and deliver it to the unit's mailbox. Of course, emergency messages will be delivered as soon as possible.

E-mail: info@campdavycrockett.org



WINTER CAMP DATES AND FEES

January 12 - 15, 2024

\$135 for youth

\$65 for Adults

Check-in is between 5:00 PM -7:00 PM on Friday, January 12, 2024.

Camp ends on Monday, January 15 and everyone will need to be out of camp by 9:30 AM.

REFUND POLICY

The Sequoyah Council will process refunds for under these conditions:

Greater than 60 days from camp session = Full refund minus deposit

30 to 60 days from camp session = 50% refund minus deposit

30 days or less = transferable, but no refund

Requests must be made in writing and submitted to the council service center via mail, fax, or email. Requests must give Scout's name, unit number, and the reason for the request.

Mailing address: Sequoyah Council, BSA

129 Boone Ridge Drive

Johnson City, TN 37615

Fax: 423-952-6960

Email: michael.wolfe@scouting.org

CHECKING INTO CAMP

- Participants should plan to arrive at Davy Crockett between 5:00 -7:30 p.m. on Friday. Arriving as close to 5:00 as possible allows for enough time to get you checked in and assigned to your campsite.
- Upon arrival to camp, immediately park in the headquarters building parking lot (Do not block the road). Report to the Headquarters building with your medical form.
- You will be assigned a campsite during the check-in process. After you have checked in, you can proceed to your campsite to get settled in.
- Vehicles are not to be parked in the campsite. Vehicles will be permitted into the campsites during check-in and check-out (weather permitting), for loading and unloading equipment.
- While driving in camp, please observe the camp speed limit of 5 miles per hour.
- Individuals with special needs should contact the Council office before arrival. For persons requiring mobility assistance, vehicle permits may be issued during check-in at the Camp Director's discretion. The camp does not furnish transportation for special needs individuals.

CHECKING OUT OF CAMP

- On Monday morning, after breakfast, you will return to your campsite to break down and pack up your equipment. Once your area is inspected and your transportation has arrived at camp, you may proceed to the HQ building to check-out (everyone will need to check-out before leaving).
- Please make arrangements to be picked up before 9:30 AM on Monday.

Important Reminders

Out of Council Units Must Provide:

1. Their own accident & sickness coverage documentation.
2. An official unit roster from your home council service center or Scoutbook dated no earlier than 2 weeks prior to your arrival at camp.

If you need to change the physical number of scouts or leaders that you will be bringing, you must call the Council Service Center at 423-952-6961. Those numbers can only be changed by our office staff.



Mattresses and/or sleeping pads are not provided.

Please make arrangements to bring air mattresses or sleeping pads with you if needed. **Mattresses and sleeping pads should be no larger than 30in x 76in to fit in the cabin bunks.**

BSA Annual Health & Medical Record

All Scouts and leaders attending camp must have completed an official BSA Annual Health & Medical Record parts A & B. These forms are available on our website (campdavycrockett.org). Please use the most current version of the form. The medical forms will be kept on file for the duration of Winter Camp with the camp's Health Officer. They will be returned upon check-out.

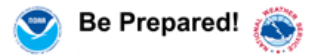
Health & Safety

A health facility is located in camp and staffed by persons trained to handle minor emergencies and illnesses. Camp Davy Crockett has made arrangements with area hospitals to take care of any serious injuries or accidents. The Health Officer should be contacted for any illness or injuries before anyone is taken to an off-site health facility. Payment for services at any medical facility is the responsibility of the camper or his unit. If any treatment is required, the Scout's parents will be notified by telephone to determine their wishes for emergency treatment.

Emergency Procedures

In case of an emergency at camp (i.e. fire, lost camper, lost swimmer, etc.), notify the Camp Director, Program Director, Camp Ranger, and/or the Camp Medical Office immediately. The medical office is located behind the headquarters building.

In case of high wind, heavy snow, or any other weather emergency, the Camp Director will sound the alarm and everyone will report to the nearest shelter until it is safe to return to your campsite. STAY PUT until the all-clear sounds, even if the alarm stops sounding.



Accommodating Special Needs

Our camp staff is committed to fully including all Scouts in all aspects of the summer camp program. Meeting the needs of all campers and leaders requires minor adaptations of our facilities. Special menus, accessible sites, and other provisions can be made for Scouts and leaders because of **physical disabilities, learning disabilities, medical conditions, medical dietary requirements***. In some cases, those with special dietary needs may need to provide/prepare their own food. Units who have special needs requests should indicate so during the online registration process.

** this does not include life choices*

Electricity is not available in the campsites, so any medical equipment such as CPAPS should be battery operated. Arrangements can be made to charge batteries during the day.

Camp Davy Crockett strictly adheres to the BSA's Youth Protection guidelines. For a complete list of those guidelines, scan the QR code to the right, or visit Scouting.org.

www.scouting.org/health-and-safety/gss/gss01/



General Rules

- No personal pets, bicycles, skateboards, watercraft, or ATVs.
- No alcoholic beverages, illegal drugs, or drug paraphernalia.
- No smoking in the buildings, cabins, or tents, or in the presence of Scouts.
- No defacing property.
- No running on trails, hills, or roads.
- Anyone leaving camp must sign out at Headquarters and sign back in upon return.
- Shoes must be worn in camp at all times, except in the pool area.
- If scouts will be leaving with anyone other than their parent or guardian, they will need to have a completed “Permission to Leave Camp” Form. A picture ID must be presented by the person picking the scout up.
- Medication for Scouts should be maintained in the Health Lodge and administered by the health officer. All medications should be in the original bottle.
- Personal firearms, ammunition, bows, and arrows are not permitted. No fireworks are permitted on camp property.
- Driving in camp is by permission only.
- Always follow the Scout buddy system.

Two Deep Leadership

Units must have two registered adult leaders 21 years of age or older. This applies to all Scouting activities. Leaders 18-20 are welcome to attend camp, but do not count towards the two deep leadership policy.

Buddy System

Every participant is paired with another. Buddies stay together, monitor each other, and alert the safety team if either needs assistance or is missing.

No One-On-One Contact

One-on-one contact between adult leaders and Scouts is not permitted except between parent and scout. Personal conferences should be conducted in view of other Scouts and adults.

Respect for Privacy

All Scouts and Scouters must respect each other's privacy in situations such as changing or showering and only intrude to the extent that health and safety dictates. This applies to youth-on-youth, adult-on-youth, and adult-on-adult situations.

Separate Accommodations

When camping, no Scouts BSA youth is permitted to sleep in the tent of an adult. Additionally, no Scouts more than two years apart in age may be housed together. Separate shower facilities are available for males, females, and youth.

Wildlife

All wildlife should be left alone for the well-being of the both Scouts and the wildlife.

Fuels and Flammables

MUST be handled according to the “Guide to Safe Scouting”: Stored in a ventilated, locked box at a safe distance minimum of 20 ft from buildings and tents.

Daily Schedule











Friday	
5:00 - 7:00 PM	Check-In
5:00 - 8:30 PM	Games / Free Time
11:00 PM	Lights Out
Saturday	
7:30 AM	Reveille
7:45 AM	Informal Flags
8:00 AM	Breakfast
9:15 AM	Class Block 1
12:30 PM	Lunch
2:00 PM	Class Block 2
5:15 PM	Informal Flags
5:30 PM	Dinner
7:00 PM	Class Block 3 & Branding
8:00 PM	Movie
11:00 PM	Lights Out
Sunday	
7:30 AM	Reveille
7:45 AM	Informal Flags
8:00 AM	Breakfast
8:30 AM	Non-Denominational Church Service
9:15 AM	Class Block 1
12:30 PM	Lunch
2:00 PM	Class Block 2
5:15 PM	Informal Flags
5:30 PM	Dinner
6:30 PM	Crockett Badge Presentation
8:00 PM	Movie
11:00 PM	TAPS
Monday	
7:30 AM	Reveille
7:45 AM	Breakfast
8:30 - 9:30 AM	Pack & Depart

Class Schedule

Saturday Classes									
Class Block	COPE Shelter	Eagle Bound Shelter	Pool Shelter	Handicraft Shelter	Headquarters	OA Shelter	Rifle Range	STEM Center	Trading Post Shelter
1 9:15 - 12:15	COPE	Chess	Pulp & Paper	Fingerprinting Fire Safety	American Heritage	Theater Radio	Crockett's Frontier Marksmanship	Railroading Welding Electricity	Horsemanship
2 2:00 - 5:00	COPE	Indian Lore	Truck Transportation	Farm Mechanics	Citizenship in the Community	Radio	Crockett's Frontier Marksmanship	American Cultures Composite Materials Graphic Arts	Horsemanship
3 7:00 - 8:00				Firem'n Chit Totin' Chip Knots					

Sunday Classes									
Class Block	COPE Shelter	Eagle Bound Shelter	Frontier Camp	Handicraft Shelter	Headquarters	OA Shelter	Rifle Range	STEM Center	Trading Post Shelter
1 9:15 - 12:15	COPE	Masonry	Blacksmithing Wood Turning	Dairy Farming	Master At Arms	Botany	Crockett's Frontier Marksmanship	Ambulance Taxidermy Tracking	Bee Keeping
2 2:00 - 5:00	COPE	Masonry	Blacksmithing Wood Turning	Dairy Farming	Master At Arms	Botany	Crockett's Frontier Marksmanship	Ambulance Taxidermy Tracking	Bee Keeping

Crockett Badges

Crockett Badges		
Ambulance (1910 - 1911)		The original merit badge was replaced by First Aid and was only available for one year. The focus of the class is how to prepare a person for transport and assist the ambulance crew. Activities include bandaging and transport options.
Bee Keeping (1911 - 1995)		The original merit badge was available until 1995 and then discontinued. The class will focus on the importance of bees and honey production. Activities will include building a superstructure and spinning honey.
Blacksmithing (1911 - 1952)		The original merit badge was available until 1952 and then replaced by Metalwork. The class focuses on how to use the forge, and anvil, and how different items are made. Activities include firing the forge, hammering, bending, forming, and heat treatment.
Botany (1921 - 1995)		The original merit badge was available until 1995 and then discontinued. The class will learn to identify plants and trees in the local area.
Dairy Farming (1911 - 1975)		The original merit badge was available until 1975 and then replaced by Animal Science. The class will focus on differences in milk, milking systems, and how milk is used in different products. Activities include milking, and butter making.
Masonry (1911 - 1995)		The original merit badge was available until 1995 and then discontinued. The class will focus on laying block, brick, and stone. Activities will include mixing mud and building a structure.
Master at Arms (1910 - 1911)		The original merit badge was discontinued and was only available for one year. The focus of this class will be on different physical contests. Activities will include arm wrestling, thumb wrestling, etc.
Taxidermy (1911 - 1952)		The original merit badge was available until 1952 and then discontinued. The class will focus on different types of skins and their uses. Activities include the tanning process, and how skins are used.
Tracking (1915 - 1952)		The original merit badge was called "Stalking" and was available until 1952. It was reintroduced in 2010 for one year as Tracking. The class will focus on animal identification through their tracks. Activities will include track identification, and casting.
Wood Turning (1930 - 1952)		The original merit badge was available until 1952 and then discontinued. The class focuses on wood lathes, tools, and different types of wood. Activities include making useful items using a wood lathe.

Adult Classes

Adult Classes			
Class	Fees	Sessions	
Crockett's Frigid Frontier Advanced Marksmanship Program (May attend 1 session)	Additional fee: \$25.00	Saturday	Sunday
		9:15 am - 12:15 pm	9:15 am - 12:15 pm
		2:00 pm - 5:00 pm	2:00 pm - 5:00 pm
Introduction to Outdoor Leader Skills (Will attend both days, all day)	Additional fee: \$25.00	Saturday	Sunday
		9:15 am - 9:55 pm	9:15 am - 9:55 pm
NRA Range Safety Officer	Additional fee: \$25.00 Note: an additional \$50 due to NRA upon completion	Saturday	
		9:15 am - 7:15 pm	
Scoutmaster/Assistant Scoutmaster Specific Training	Additional fee: \$25.00	Sunday	
		9:15 am - 3:55 pm	
Tread Lightly Trainer	Note: an additional \$25 due to Tread Lightly upon completion	Saturday	
		9:15 am 5:15 pm	
Wilderness First Aid Certification (Will attend both days, all day)	Additional fee: \$75.00	Saturday	Sunday
		9:15 am -5:15 pm	9:15 am -5:15 pm

[Directions to Camp](#)

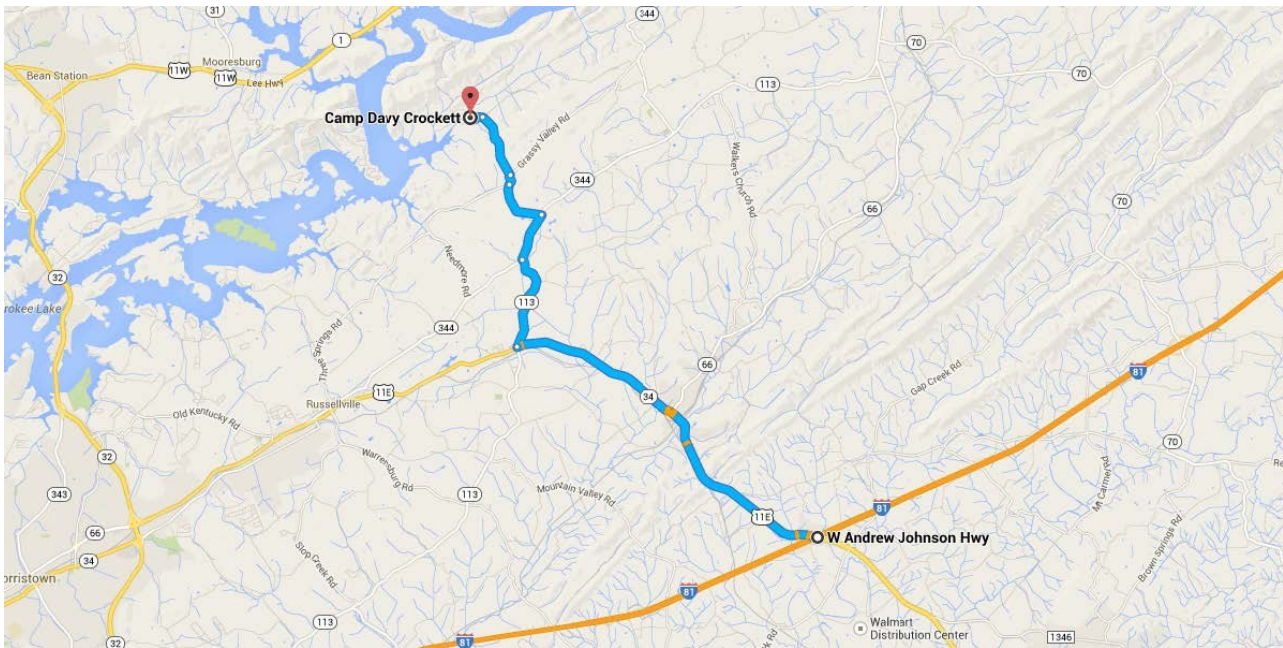
[Personal Equipment Checklist](#)

[Map of Camp](#)

INFORMATION SUBJECT TO CHANGE

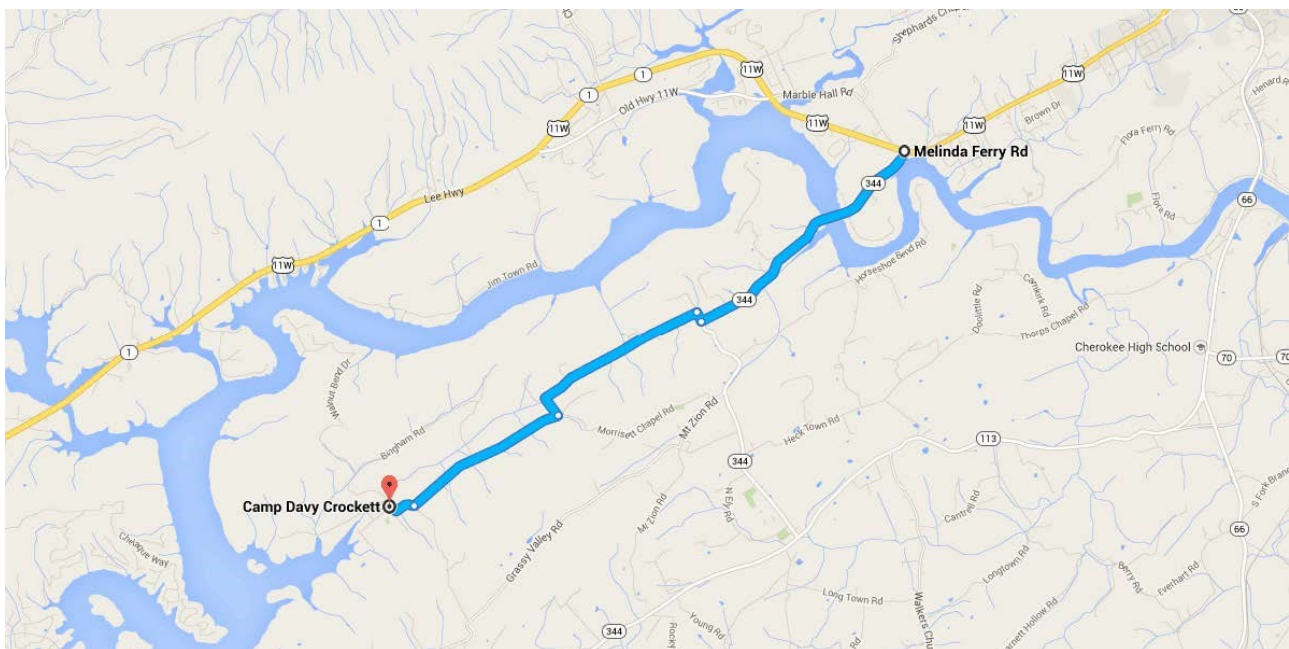
We have made every effort to include the most up-to-date information in this guide; However, depending on camp enrollment, staffing, changes in the national BSA program, and/or circumstances beyond our control, the information in this guide may need to be changed. Changes will be made at the discretion of the camp administration. If changes are needed, they will be announced in the Pre-Camp Leader Meeting, Crockett Chatters, at check-in, or during leader meetings.

Driving Directions to Camp Davy Crockett from Interstate 81



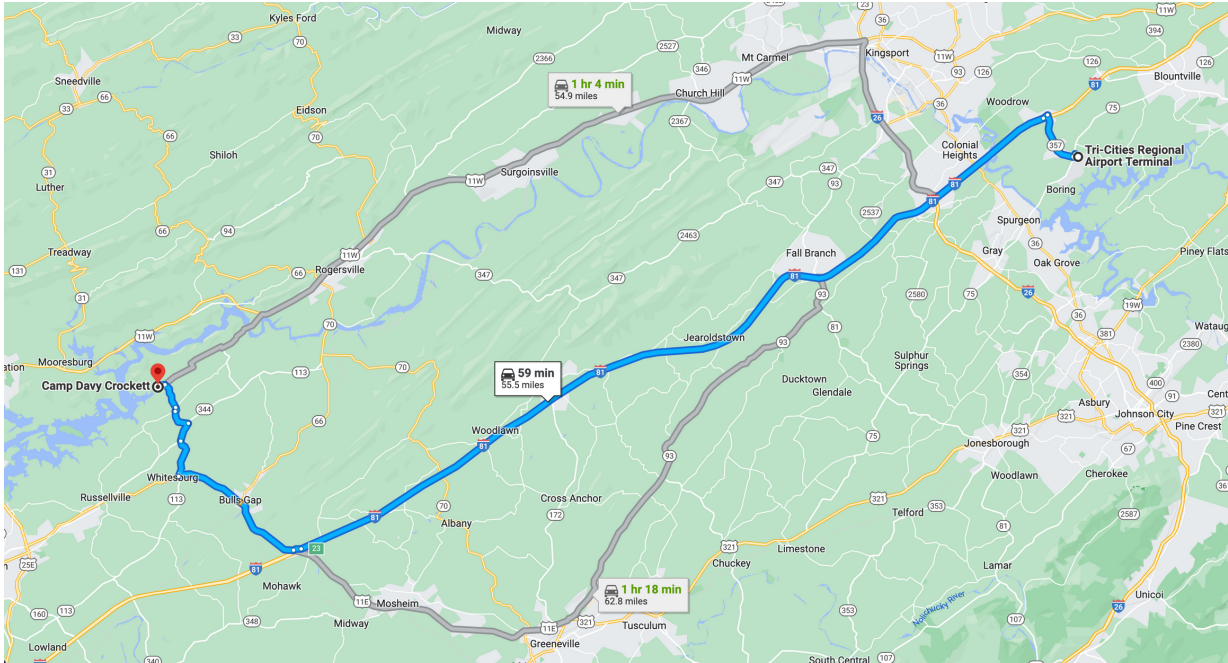
- 1) Take exit 23 onto US 11 E South
- 2) Travel about 6.9 miles then Turn Right on TN 113 N
- 3) After about 2.8 miles turn left on Thompson Road
- 4) In 1 mile continue onto Grassy Valley Road
- 5) Go .2 miles turn left onto Ninny Ridge Rd
- 6) Travel 1.2 miles turn left onto Bingham Road
- 7) In .3 miles turn left into Camp Davy Crockett

Driving Directions to Camp Davy Crockett from Highway 11W

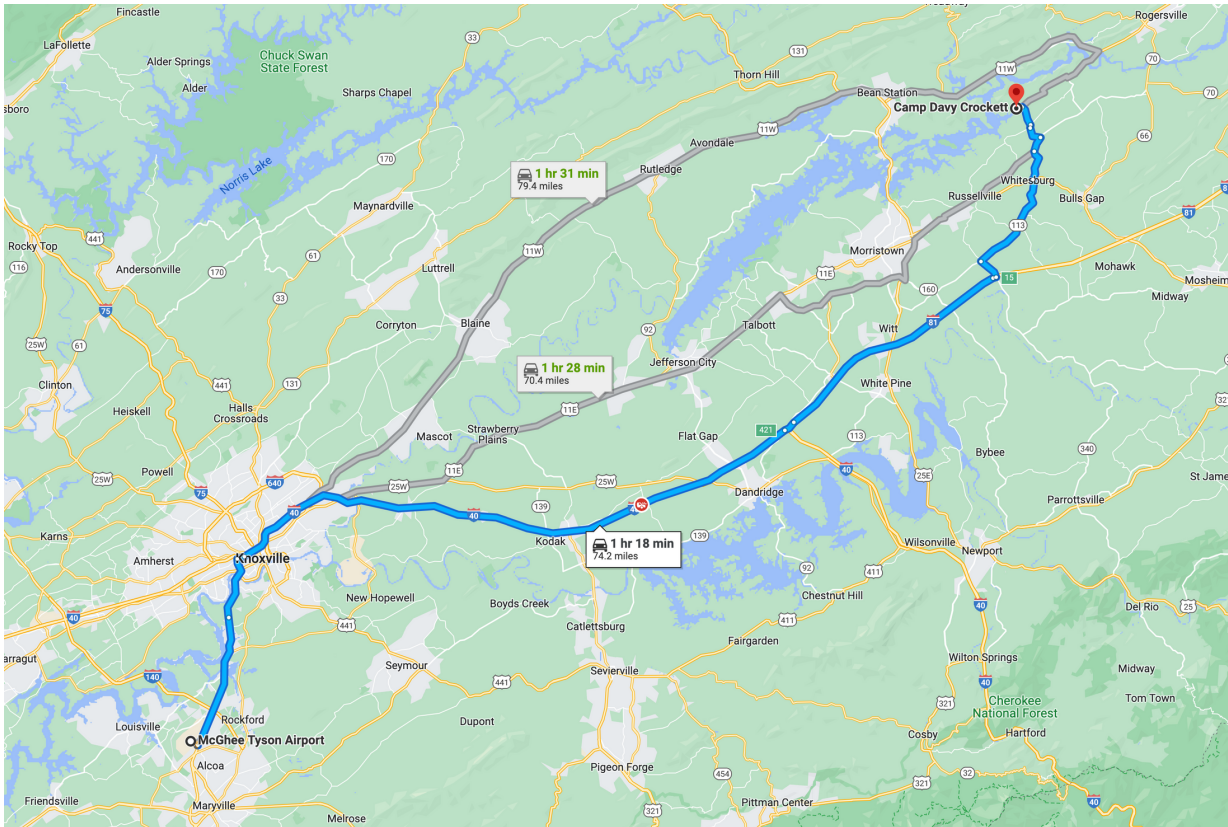


- 1) Turn on Melinda Ferry Road (TN-344S)
- 2) Travel 2.4 miles then Turn Right onto Lee Valley Road
- 3) Travel about 2.4 miles turn Right onto Bingham Road
- 4) In .3 miles turn left into Camp Davy Crockett

Tri-Cities Airport (TRI) 55.5 Miles / 59 minutes



McGhee Tyson Airport (TYS) 74.2 Miles / 1 hour 18 minutes





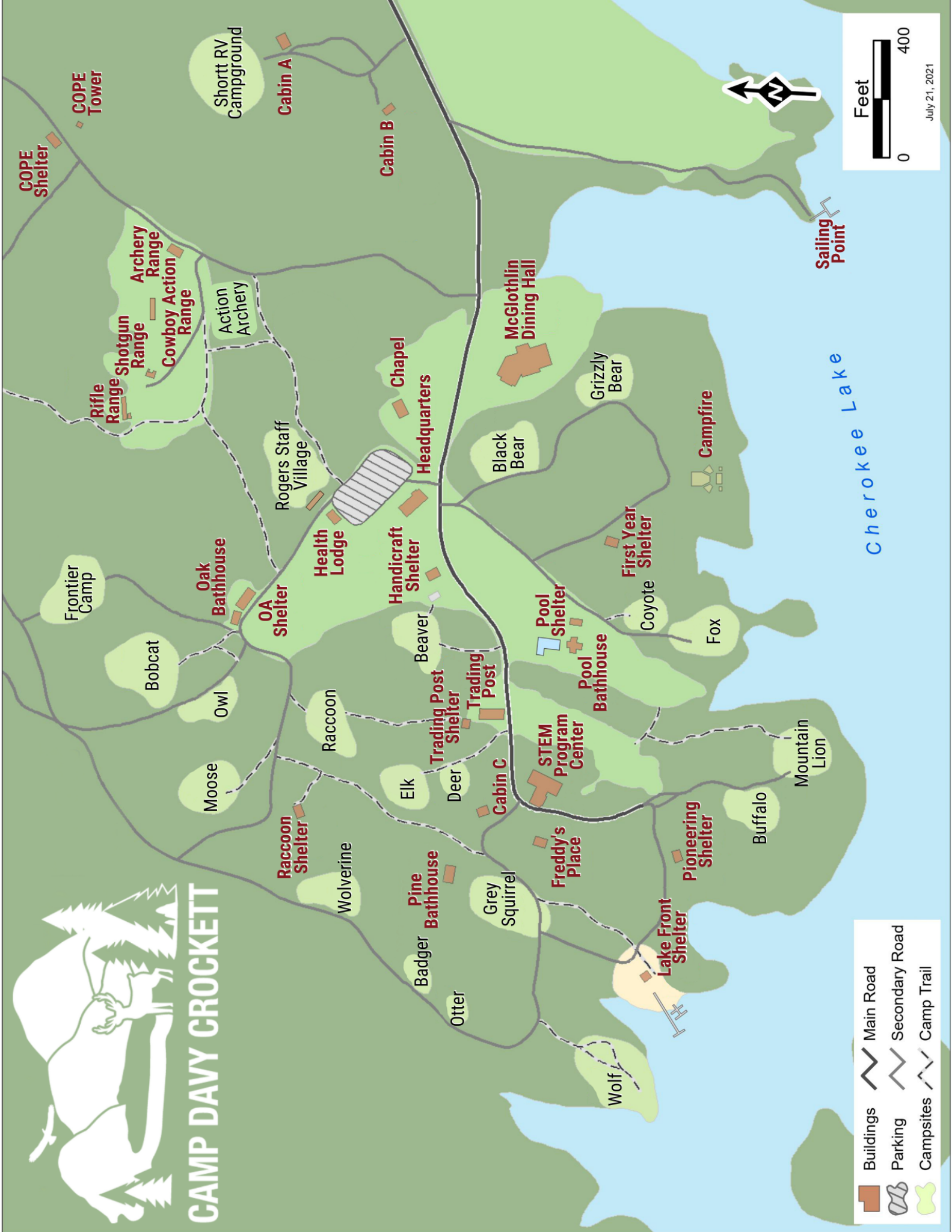
Camp Davy Crockett Winter Camp Packing List

This list is provided as a simple guideline to plan what you will need for your week in camp. Your Unit Leader may have some other suggestions which do not appear on this list. We recommend packing your clothing in a footlocker or plastic tote.

Clothing		Camping Gear	
<input type="checkbox"/>	Official BSA Uniform Shirt	<input type="checkbox"/>	Footlocker or Plastic Tote
<input type="checkbox"/>	Official BSA Uniform Pants	<input type="checkbox"/>	Flashlight or Headlamp w/extra Batteries
<input type="checkbox"/>	Official BSA Uniform Belt	<input type="checkbox"/>	Water Bottle
<input type="checkbox"/>	Official BSA Uniform socks	<input type="checkbox"/>	<u>Sleeping Pad or Twin Air Mattress (30in x 76in)</u>
<input type="checkbox"/>	OA Sash (OA members)	<input type="checkbox"/>	Sleeping Bag or Sheets & Blanket , pillow
<input type="checkbox"/>	T-shirts / Long Sleeves (1 per day)	<input type="checkbox"/>	Camp Chair
<input type="checkbox"/>	Pants (Frontier Camp - Earth tone, no camo)	Other	
<input type="checkbox"/>	Socks (1 pair per day)	<input type="checkbox"/>	Medications (clearly marked)
<input type="checkbox"/>	Underwear (1 pair per day)	<input type="checkbox"/>	Card / Board Games
<input type="checkbox"/>	Coat / Sweatshirts	<input type="checkbox"/>	BSA Handbook
<input type="checkbox"/>	Gloves / scarves/ hats	<input type="checkbox"/>	Merit Badge Pamphlets
<input type="checkbox"/>	Winter Boots	<input type="checkbox"/>	Bible or Prayer Book
<input type="checkbox"/>	Sneakers	<input type="checkbox"/>	Watch
<input type="checkbox"/>	Rain Gear/Poncho	<input type="checkbox"/>	Pocketknife
<input type="checkbox"/>	Thermals (to dress in layers)	<input type="checkbox"/>	Notebook / Paper / Pens or Pencils
Toiletries		<input type="checkbox"/>	Compass
<input type="checkbox"/>	Soap (in a carrier or ziplock style bag)	<input type="checkbox"/>	Camera
<input type="checkbox"/>	Towels (2+)	<input type="checkbox"/>	Spending Money (\$75-\$100 suggested)
<input type="checkbox"/>	Washcloths (2+)	<input type="checkbox"/>	
<input type="checkbox"/>	Toothbrush & Toothpaste	<input type="checkbox"/>	
<input type="checkbox"/>	Lip Balm	<input type="checkbox"/>	
<input type="checkbox"/>	Comb / Brush	Items to Leave at Home Sheath knives, axes, saws, fireworks, weapons of any kind & pets.	
<input type="checkbox"/>	Deodorant		
<input type="checkbox"/>	Shampoo		
<input type="checkbox"/>	Shaving Cream & Razor (if needed)		

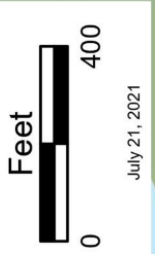


CAMP DAVY CROCKETT



- Buildings
- Parking
- Campsites
- Main Road
- Secondary Road
- Camp Trail

Feet



0 400

July 21, 2021

