



Parents' Guide

Friday-Sunday, October 24-26, 2025

Fall Cub Camp – C.W. Post Memorial Scout Camp – Post, TX

Table of Contents

Welcome to Fall Cub Camp.....	2
Event Registration.....	3
Health & Safety Requirements.....	3
Refund Policy.....	4
Arrival Check-In.....	4
Group Assignments.....	4
Meals & Dietary Needs.....	5
Health & Safety at Camp.....	5
Camp Services & Facilities.....	5
Activities & Program Highlights	6
Camp Schedule.....	8
Wildlife Safety.....	9
Leaving Camp & Check Out	9
Tips for a Successful Camp Experience.....	9
Cub Scout Six Essentials.....	9
Packing Checklists.....	10
Items Not To Bring.....	10
Items Not Allowed.....	10
Directions & Camp Map.....	10
Map of Camp Post.....	11
Friday Night Hike Map.....	12

Welcome to Fall Cub Camp- BOO! Camp

Welcome to Fall Cub Camp

Welcome to BOO! Camp at Fall Cub Camp! We're excited to share an unforgettable outdoor adventure filled with Halloween-themed fun, family bonding, and Scouting spirit. This guide has everything you need to know to prepare for camp. Questions? Email sonja.morton@scouting.org (monitored weekdays).

Located in Post, Texas, C.W. Post Memorial Scout Camp is nestled between rugged ravines and scenic hiking trails and features a variety of outdoor activities. Located on the edge of the West Texas Caprock system, Camp Post's Western Theme is full of amazing landscapes and fun things to try!

Hosted by Volunteers of the South Plains Council:

Emily Crawford – BOO! Camp Chair

Bonnie McDonald – BOO! Camp Co-Chair & Games

Richard Kincaid – Potions

Molly Dickens – Pumpkin Painting

Range & Target Activities Committee – BB Guns, Slingshots, and Archery

Alan Taylor – Climbing Director

Randall & Christie Hust – Commissary Staff Leads

Randall Hust - Chaplain



Proudly Sponsored by:

Home Depot – 2615 50th Street, Lubbock, TX 79413



SCOUTING AMERICA MISSION STATEMENT


The mission of Scouting America is to prepare young people to make ethical and moral choices over their lifetimes by instilling in them the values of the Scout Oath and Law.

Registration

We want to thank you for taking the time to explore the official 2025 Fall Cub Camp Parents' Guide, a resource providing essential information to help you plan and prepare for an unforgettable outdoor experience. We strongly encourage all adults attending camp to read this guide in its entirety. This event is subject to weather conditions. For your convenience, the latest version of this document is always available at southplainscouncil.org – Fall Cub Camp – Registration.

Event Registration

Register at southplainscouncil.org – Fall Cub Camp
<https://scoutingevent.com/694-2025boocamp?draftmode=1> OR
<https://bit.ly/2025-boo-camp>



Please be sure to fill out the entire registration form with your contact information, participant information, Pack #, dietary needs and special needs. This information will help us to provide your family with a great experience. Please also include information on:

- Scout Rank – Please include your Scout's current rank (grade)

All youth must be accompanied by at least one parent or an adult family member (over 21+).

EVERYONE ATTENDING MUST BE REGISTERED WITH SCOUTING AMERICA TO PARTICIPATE AND BE AT CAMP. ADULTS MUST HAVE CURRENT YOUTH PROTECTION TRAINING OR SAFEGUARDING YOUTH TRAINING.

Health & Safety Requirements

Each attendee must submit: - Annual Health & Medical Record (AHMR) (Parts A, B1 & B2) – Immunization details on B2 or attached – Copy of family insurance card (if applicable).

The health form used for all scouting events is on the BSA website at:

[Annual Health and Medical Record – Scouting America \(scouting.org\)](https://www.scouting.org/health-and-safety/ahmr/)
www.scouting.org/health-and-safety/ahmr/

This record is provided as a fillable PDF, and members are encouraged to fill it out on their computer, then print the record (rather than printing the record and filling it out by hand). Doing this will improve the readability and accuracy of each member's medical information.

If your unit is traveling together and would like to provide a binder with health forms for every member, we greatly appreciate it! Please organize the forms in the following manner to streamline the check-in process:

- **Separate forms by adult and youth participants.**
- **Arrange the forms in alphabetical order by last name** to make it easier for the medic to quickly access them.
- **Include all required health documentation** (e.g., physicals, allergy information, emergency contact details).

Having a binder with all the necessary health forms will help our medical team respond efficiently and ensure that we provide the best care possible should the need arise. If you are unable to provide a binder, please be sure to submit each form individually in a clear and accessible manner.

Refund Policy

Email refund requests to Nathan.Baie@scouting.org with name, unit number, and reason.

Timeframe	Refund %
0-10 days	0%
11-30 days	50%
31+ days	100%

No requests accepted after 10 days post-event. Medical or emergency refunds may be eligible for 50% (documentation required).

Approved refunds will be processed within thirty (30) days of their receipt in writing and made either by check or by credit card reversal, at the discretion of the council staff, to the original payer for individual registrations or the unit, in care of the reservation contact, for group reservations.

Your Visit to C.W. Post Memorial Scout Camp

Arrival & Check-In

Friday Check-In: 5:00-7:00 PM (Eat dinner beforehand)

Night Hike (optional): Begins at 7:30 PM – Meet on the Dining Hall Porch. Hike to the top of Mt. Baldy and circle around to the Amphitheater and back to the Dining Hall. Approximately 1.15 miles. Map on pg. 12

Saturday Check-In & Breakfast: 7:30-8:30 AM

Location: Camp Office (adjacent to parking lot)

What to Bring: Annual Health & Medical Record (AHMR) for all participants

At Check-In, you'll receive: - Group Assignment – Camp Map – Event Schedule – Wristband – Patch - Dietary Card (if applicable)

Group Assignments

Participants from the same Pack will be grouped together whenever possible. List your Pack number during registration.

Meals & Dietary Needs

Meals provided: - Friday: Cracker Barrel (evening snack) – Saturday: Breakfast, Lunch, Dinner – Sunday: Breakfast

Note dietary needs on the registration form. Cards will be issued at check-in to alert kitchen staff. We do our best to accommodate all requests.

Drinking water available throughout camp. Additional snacks/drinks at Trading Post.

Health & Safety at Camp

Health Lodge: Staffed 24/7 by trained personnel. Report all injuries/illnesses.

Weather: Average October temps range from 54.5°F to 74.8°F. Dress in layers and stay hydrated.

Hygiene: Wash hands before meals. Bathrooms stocked with soap, paper towels, and TP.

Emergency Contact: Include on the registration form.

Notify camp staff if you must leave early.

Camp Services & Facilities

- **Parking:** To ensure smooth traffic flow and maintain safety at BOO! Camp, we have designated parking areas for all vehicles and trailers. Please read the following parking guidelines carefully:
 - **Trailer Access:** Packs are welcome to bring one trailer with all participants' personal gear. Trailers will be permitted to drop off gear at the campsite during Friday check-in. However, once gear has been unloaded, the trailer **must be returned to the parking lot**.
 - **Vehicle Parking:** After dropping off gear, both the vehicle and trailer must be parked in the designated parking lot. Use the main parking lot directly in front of the camp office only. The overflow parking lot will be used for program.
 - **No Trailer Access After Drop-off:** Trailers will **not be permitted to return to the campsite** to pick up gear until the end of the event on Sunday. Please ensure all necessary gear is dropped off during check-in to avoid delays.

We appreciate your cooperation in following these guidelines to ensure a safe and organized parking process for all units.

- **Bathrooms:** Located left of the parking lot. Stocked with toilet paper, paper towels and hand soap. Notify staff if bathrooms need service. Throw all trash in the trash cans provided. All feminine products should also go in the trash. Turn off the lights and close the door behind you when you're done, to keep the bugs and other critters out of the bathrooms.

- **Camp Attire:** Pack shirt or costume encouraged. Family-appropriate attire for all attendees. Staff will be wearing a red “STAFF” pin in order to be recognizable in their costumes.
- **Lost & Found:** Located at Camp Office. After the event, please contact camping@southplainscouncil.org regarding any lost items. Unclaimed items held for two weeks.
- **Photo Site:** Snap pics at our Halloween backdrop in the Trading Post and tag with #2025boocamp. Please share to the Camp Post FB Page! <https://www.facebook.com/camppost>.
- **Trading Post:** Snacks, drinks, and souvenirs available. Proceeds support South Plains Council.

Activities & Program Highlights

Rules for the Costume Contest

Remember the Scout Oath and the Scout Law. Costumes must be Scout-appropriate. Nothing that promotes the use of illegal substances or activities or is derogatory, disrespectful or depicts violence. Masks and facepaint are acceptable; however, weapons are not (nun chucks/sickles/swords/knives/guns, etc).

Parents and leaders please guide the Scouts.

Scouts will be grouped by rank (Lion, Tigers, Wolf, Bear, Webelos and Arrow of Light). Some groups may be put together, depending on their sizes. We will also have a group for Siblings. At the start of campfire, we will call each group to the stage and introduce their costume. We will have a panel of judges. At the end of campfire the judges will announce a winner from each group.

Costume Categories: Most Creative, Best Homemade, Spookiest & Funniest

Judging Criteria: Creativity, Effort & Overall Impact

Instructions: Each contestant may enter ONE category only. Judges score each contestant 1 to 5 points for each criteria (15 points max per category).



Climbing – Climb your way to the top without the spider’s noticing you’re not one of them!

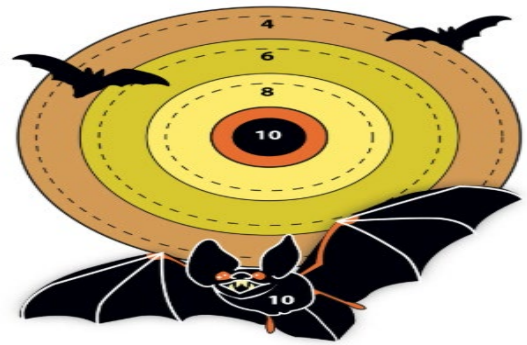
It’s a fun challenge where you’ll get to climb up a big, safe wall, just like a real rock climber! You’ll have a harness and helmet on, and our trained staff will be there to help guide you every step of the way.

You’ll work on using your strength, balance, and bravery. The most important thing is having fun and trying your best. Each time you climb, you’ll get better and stronger, and you’ll be cheering on your friends too!

BB Guns – In a safe and supervised environment, Cub Scouts will learn the fundamentals of range safety, loading, and shooting BB guns at paper targets and/or clays. Under the guidance of experienced instructors, they will learn proper techniques for handling firearms safely and potentially earn the BB Guns Adventure.

NOTE: Lions may not shoot BB Guns. They will potentially earn the Slingshot Adventure.

Find us in the BB Range!



Wanna Play a Game?
We have the Haunting Game, Protect Your Pumpkin and Rock, Paper, Scissors Tag!
Find us by PSC Pavilion and picnic tables!

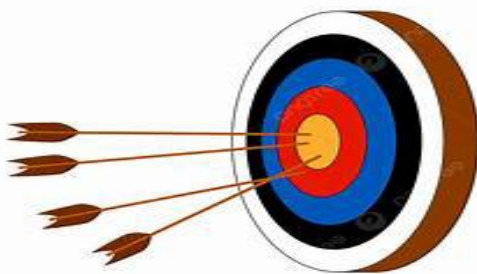
Mix Up Some Magic!
Find us at the Trading Post!



Archery – In a safe and supervised environment, Cub Scouts will learn the fundamentals of this ancient and skillful sport.

Under the guidance of experienced instructors, they will learn proper techniques for handling bows, aiming, releasing arrows and potentially earn the Archery Adventure.

Find us in the Archery Range!



Disguise Your Pumpkin to Save it from Getting Carved! – Decorate your pumpkin using glow in the dark paints. Then take it home to enjoy!
Find us at the Awnings by the Dining Hall.



Friday:**5:00-7:00PM** Check-in & Setup
(Camp Office)**7:30-8:30PM** Night Hike

(Dining Hall)

9:00-10:00pm Cracker Barrel
(Dining Hall)**Saturday:****7:30-8:30am****7:30-8:30am****8:45am****9:00-12:20pm****12:30pm****1:55-5:15pm****5:45pm****6:00pm****7:30 pm****9:00 pm**Trunk or Treat & Branding (Livery Stable)
10:00 pm Lights Out**Sunday:****7:30-8:30am** Breakfast**9:00-9:30am** Scout Service

	9:00-10:00m	10:10-11:10am	11:20-12:20pm	12:30-1:45pm	1:55-2:55pm	3:05-4:05pm	4:15-5:15pm
Group 1	Relay Races	Experiment	Climbing	Lunch	Pumpkin Painting	BB/Slingshot	Archery
Group 2	Archery	Relay Races	Experiment	Lunch	Climbing	Pumpkin Painting	BB/Slingshot
Group 3	BB/Slingshot	Archery	Relay Races	Lunch	Experiment	Climbing	Pumpkin Painting
Group 4	Pumpkin Painting	BB/Slingshot	Archery	Lunch	Relay Races	Experiment	Climbing
Group 5	Climbing	Pumpkin Painting	BB/Slingshot	Lunch	Archery	Relay Races	Experiment
Group 6	Experiment	Climbing	Pumpkin Painting	Lunch	BB/Slingshot	Archery	Relay Races

Locations

PSC Pavilion — Games, Trading Post (TP)– Potions & Photo Booth,

Awnings Next to Dinging Hall —Pumpkin Painting, BB Range– BB Guns/Slingshots, Archery Range- Archery,

APO Climbing Tower - Climbing

Wildlife Safety

Cub Scouts have an opportunity to observe many types of wildlife that includes rattlesnakes and other snakes, lizards, horned toads, tarantulas and other spiders, raccoons, coyotes and many types of birds and insects. It is wise to remember that these creatures are the permanent residents of camp.

Please make sure everyone remembers to:

- ❖ Treat all animals with respect and observe from a distance.
- ❖ Do not follow, feed, tease or handle wildlife.
- ❖ Store all food in a secure place; personal vehicle, or daypack. Not in your tents!
- ❖ All trash should be thrown away in a trash receptacle.
- ❖ If you discover a snake or an animal that is behaving strangely, please notify the camp staff immediately.

Leaving Camp & Check Out

- Check out at the Health Lodge, at any time. It's important for staff to know when you come and go.
- Final check-out by 11:00 AM Sunday at Health Lodge
- Annual Health & Medical Record (AHMR) returned

Tips for a Successful Camp Experience

- Label all items with name and Pack #
- Check weather forecast before arriving
- Bring refillable water bottles

First-Time Families: Bring a wagon, ask staff questions, and don't stress! We're here to help.

Cub Scout Six Essentials

These are items every Cub Scout should carry in their personal gear when going on hikes or campouts:

1. **First-aid kit:** adhesive bandages, moleskin, gauze, antibiotic ointment, etc
2. **Water bottle:** filled and large enough to last until it can be filled again
3. **Flashlight:** or headlamp. For Night Hike and safely finding your way to and from evening programs
4. **Trail food:** can be made as a den activity prior to hike or campout
5. **Sun protection:** sunscreen of SPF 30 or greater, sunglasses and a hat
6. **Whistle:** for emergency use only

Source: Aaron on Scouting

By Bryan Wendell [August 8, 2017](#)

<https://blog.scoutingmagazine.org/2017/08/08/cub-scout-six-essentials-half-dozen-items-pack-every-campout-hike/>

Packing Checklists

Required Documents

- ☐ Annual Health & Medical Record (AHMR) – Parts A, B1 & B2 for every participant
- ☐ Copy of Insurance Card (if applicable)
- ☐ Medications (if applicable)

Personal Gear

- ☐ Day Pack (**carry stuff during the day**)
- ☐ Water Bottle or Hydration System
- ☐ Weather appropriate clothing
- ☐ Rain Jacket or Poncho
- ☐ Hat
- ☐ Closed-toe Shoes (**no sandals or flip flops allowed outside of the tent or showers**)
- ☐ Chapstick
- ☐ Bug Spray
- ☐ Trading Post money (**cash or card**)
- ☐ Pocketknife (**if earned**)

Family Equipment

- ☐ Wagon (**for taking gear to campsite. Vehicles are not allowed past the parking lot**)
- ☐ Tent with Rain Fly and Ground Tarp (Footprint)
- ☐ Camp Chair (one per camper)
- ☐ Sleeping Bag/Blankets/Pillow
- ☐ Air mattress/Cot/Sleeping pad
- ☐ Mess kit
- ☐ Extra Clothing & Sleepwear
- ☐ Socks & Underwear
- ☐ Toiletries (Toothpaste/Toothbrush, Shampoo/Body Wash, Deodorant, Hairbrush/Comb, Towels)

Items Not To Bring

Electronic games and devices
Radios (besides NOAA Weather Radio), iPods, etc.
Matches & Lighters

Laser Pointers

Items Not Allowed

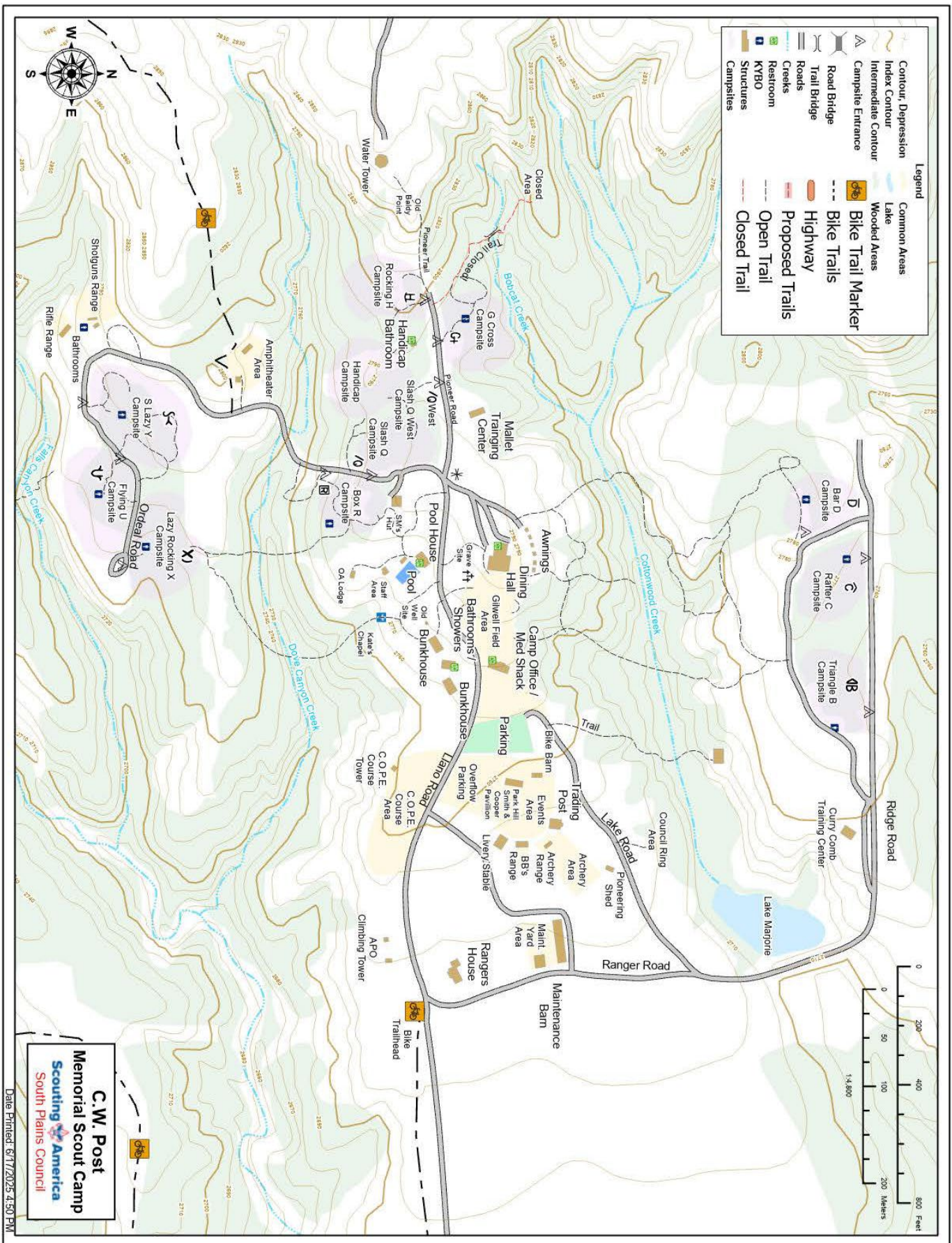
Fireworks
Alcoholic Beverages or Illegal Drugs
RVs or Travel Trailers

Personal Archery Equipment or Firearms
Pets
Personal ATVs, Golf Carts, etc.

Use or possession of tobacco products by anyone under the age of 21 is illegal in Texas. All camp buildings are smoke and vaping free. The only authorized location for adult smoking or vaping is the parking lot, your personal vehicle, or behind the Dining Hall if there is no food being cooked.

Directions to C.W. Post Memorial Scout Camp

C.W. Post Memorial Scout Camp is located just outside of the City of Post, TX, at 1730 FM 669. Look for the white stone entrance and flags just off the road. You will follow this road to a red gate and the Ranger's house. Continue on through another set of gates, past the climbing towers, to the parking lot nearest the Camp Office.



Friday Night Hike Map

