


Seven Seas Adventure!



Dear Cub Leaders and Parents:


Thank you so much for joining us at Alpine Scout Camp this summer! This guide will help you prepare for your “Seven Seas Adventure” and help answer any questions you may have. Please feel free to reach out with anything you can’t find or you’re not sure about!

Gear up and prepare your Scouts for your summer “sea” adventure at John E Reeves Cub World. During your session each Scout will be working towards honing their skills to become full-fledged sea-faring Cubs, Webelos, and Arrow of Light Scouts. They will discover challenges, fun, and camaraderie at Alpine. Upon arrival at camp, your pack leader will receive a travel log to keep track of each campers’ advancements and recognitions.

We look forward to serving as your pack’s crew on your “seven seas adventure!”

Yours in Scouting,

Cub World Crew
(Staff)



ABOUT US

The Alpine Scout Camp has been serving Scouting since 1941.

Here along the scenic Palisades Interstate Parkway, and just a short distance north of the George Washington Bridge, thousands of youth from across the Greater New York area and beyond enjoy the nearly 600 acres of woodlands for weekend and weeklong programs.

In 1994, with the generous assistance of the Reeves Foundation, the camp saw the addition of the John E. Reeves Cub World, marking the beginning of the Cub Scout Resident Camp program for the Greater New York Councils. With this addition, a 400-seat dining hall, swimming pool, fort, ship, and mine were all added to the property, along with numerous campsites, comfort stations, and other improvements. Since then, Cub World has hosted thousands of Cubs Scouts and their families on amazing adventures.

The jewel of the Alpine Scout Camp is Reeves Lodge Training Center, which plays host to numerous national and regional training events, as well as nearby schools, churches, and other groups throughout the year. The main 44-bed facility sits next to the Powell and Kephart cabins, which are designed to accommodate another 28 people, and the John Ward Training and Camping Area complete with 60 additional beds in 30 tents.

Throughout the year, we host a number of Scouting units from across the world who have come to see all the sights and sounds of NYC through our Trek New York program. Units from Texas, Massachusetts, Florida, North Carolina, and even Ireland and China have all visited us in the past.

Thank you for choosing John E Reeves Cub World for resident camp this summer.
Please check out all the other offerings of the Alpine Scout Camp throughout the year!

Ask any new Cub Scout why they wanted to join Scouting, and nine times out of ten, their answer will be “to go camping.” We already have the Scouts sold, but we know that the parents are the ones who make the decisions. Therefore, we suggest taking a two-fold approach to promoting camp:

GETTING THE SCOUTS AND PARENTS EXCITED

We’ve put together a team of staff members who are ready and waiting for your Pack to schedule a camp promotion. Our goal is to visit every single pack in the Greater New York Councils, as well as visit every pack out of council who has an interest in attending Cub World. We will do a short presentation for the parents and for the cubs. The best place to make this happen would be a Pack meeting somewhere between December and March. To schedule a camp promotion for your Cub Scout Pack: 640camping@scouting.org www.alpinescoutcamp.org/camppromo



We’ve heard a thousand times that folks can’t make it to Cub World because of vacation, inability to get off work, etc. Fortunately, we are excited to offer provisional camping during week 1—3. We will have two volunteers, and two camp staff members dedicated to lead the group during the week. The group will be made up of campers from all the boroughs. This is an amazing opportunity for campers to create bonds with other scouts from other packs. The group will take part in all activities according to rank and have a blast. They will be so excited to tell you about their adventure when you pick them up at the end of the week. Visit www.alpinescoutcamp.org/provo to register.



Directions to Camp

CUB WORLD is located in Alpine, New Jersey on Route 9W, approximately ten miles north of the George Washington Bridge.

From New York City: take the upper level of the GWB to the first right hand exit (Palisades Parkway). Go about nine miles to Exit 2. Follow the exit under the highway to the traffic light. At the light, turn right onto Route 9W. CUB WORLD will be 1 1/2 miles ahead on your left.

From New Jersey: take Route 95 North and stay in the local lanes. The exit for Route 9W is the last exit before the George Washington Bridge. At the light turn left onto Route 9W and follow it for about ten miles to Camp.

From upstate New York: take the New York State Thruway I-87 to the Route 9W exit, follow route 9W south into New Jersey, the camp entrance will be on the right approximately one mile into New Jersey.

Camp Services

CAMP OFFICE: The Cub World Office is located at the John Whitehead Dining Hall. Inside you will find the Camp Director, Program Director, Assistant Program Director, Business Manager, Office Manager, Medical First Aid office and emergency phone service. This office is staffed 24 hours a day.

MAIL SERVICE: Outgoing mail will be taken daily to the Post Office in Alpine. Incoming mail will be available in the staff office where the Office Manager will sort it by staff, Pack or Campsite # and deposit it and any telephone messages into the appropriate mailbox at the Cub World Office.

John E. Reeves Cub World
Alpine Scout Camp, P.O. Box 377
Alpine, NJ 07620

Any mail delivered to your name after you have departed will be returned to the sender.

TELEPHONE SERVICE:

The emergency contact number is: (201)-768-1910.

Alpine Scout Camp fax number is (201) 784-1663.

Alpine Scout Shop number is:

TRADING POST

The Trading Post will be open on select days and times. Please check regularly for updates.

Two Weeks Before Camp

- Hold an inspection of personal packs and equipment and prepare pack equipment for camp.
- Prepare at least three copies of your final pack roster for camp and other leaders.
- Review transportation to ensure everyone has a ride to and from camp.
- Remind the Scouts of the behavior standards necessary for a Scouting trip.
- Remind the Scouts to eat or pack a lunch for the day you arrive.
- Plan to arrive on time. Gates open at 12:00pm. Please arrive no later than 1:30pm.
- Collect all Scout and Leader Annual Health & Medical Records and Supplemental Medical Screening forms. You should send copies (NOT originals) to camp.
- Ensure everyone will have their medications in their original containers with a label containing the Scout's name and pack number.
- Ensure rides will be at camp at the designated time for drop-off and pick-up.

CHECK IN

With many Scouts and leaders arriving and checking in at the same time, we will need your help. We want to make this the easiest, fastest, and most efficient check-in process you've ever experienced.

1. Upon arrival at Alpine Scout Camp your pack will be held in the front parking lot and will be asked to wait at the gate until 12:00 pm before proceeding to camp. Please arrive prior to 1:00 pm to be able to complete all check-in procedures before dinner.
2. A member of the staff will meet you in the parking area and be your campsite host and will assist and lead your pack throughout the entire check-in procedure as well as give you a fun filled tour of camp. This person will also serve as your staff liaison throughout the week, sitting with you at meals and visiting you at your campsite.
3. One pack leader will be escorted to the Camp Office to complete pack check-in. This person should come prepared with any last-minute changes or outstanding monies to balance your account.
4. Move into your campsite with your gear. This will be your home during your stay at Cub World. Have your Cub Scouts get ready for medical rechecks and change into swimsuits for the swim test.
5. Head to the medical recheck station and Dining Hall orientation. Be sure to have all the medical forms with you. Be prepared to present a copy of everyone's forms for camp in alphabetical order at the medical recheck station. Also bring all medication with you, both prescription and over-the-counter, in the original container. After a successful medical recheck, each Scout or Scouter will be issued a buddy tag.
6. Next, you're going to the pool. Every person, Scouts, leaders, and parents, who wishes to take part in any aquatic activities at any time during the week must take a swim test to determine their ability level. All Scouts and Leaders needing Swim Checks should have their towel and swimming attire available when they arrive at camp.
7. Head back to your campsite to prepare for dinner and flag lowering at 5:45 pm.

**There is a leader meeting at 4:00pm
at the Leaders Lounge inside the Cub World office located next to the Dining Hall.**

Check-out

Parting is such sweet sorrow! To help alleviate the sad feelings you'll have when you're leaving, let's go over the process so you're prepared.

1. Pick up all trash in and around your campsite (campsite, latrine, fire rings, tents, under floorboards (if applicable)). Sort your trash and leave it in a bag by the road **by 5 pm** to be picked up by the Ranger staff.
2. Review your campsite and camp equipment with your campsite host.
3. Settle any remaining balances on your pack's account, pick up your patches and leader gifts, and turn in your camp evaluations at the Camp Office.
4. Don't forget to put in your pack's Hold-A-Place for 2026!
5. Depart camp by 11 am so staff can prepare for the next session and get some much-needed time off.

Early Check-Out

Any Cub Scout checking out of camp before their scheduled camping session ends must have a written permission slip from their parents or guardian. The Scout must be signed out of camp at the office. Parents must indicate on the medical form with whom their child may leave camp. Permission must be verified by the Camp Director (or designee) prior to the early departure of any Scout. Photo identification of the adult must be presented.

Please note that early checkout for reasons other than medical or bereavement are not refundable.

Dining Hall

Cub World's Dining Hall is the central location for all food service. The 400-seat dining hall at Cub World provides campers with excellent food service. During Check-In, the Dining Hall Manager will review all procedures with your pack. It is important that you visit the dining hall on your Check-in Day. It will ensure an enjoyable dining experience all week. All meals will be served Cafeteria style. The food is prepared in our kitchen and served by our staff to each person as they come along the food line. Each pack is assigned to a number of tables in the dining area. They will sit at these tables for each meal during the week. An adult from each pack is required to sit at a table with the Scouts. Portion control is essential, so some plates may seem like they have too little food for adults. Don't worry, seconds will be called!

Meal Schedule:

Breakfast:	8:00 AM
Lunch:	12:00 PM
Dinner:	6:00 PM

Table Waiters

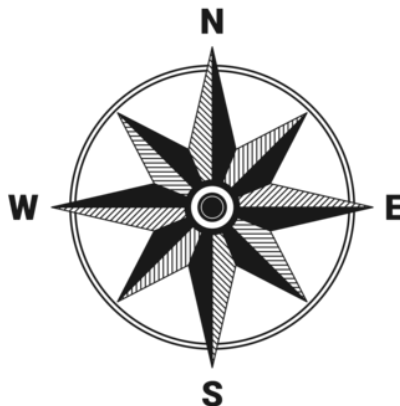
- Each table assigns a waiter using a rotating schedule.
- When two packs have odd numbers and cannot fill a table, they will be placed together at the same table. It will be the responsibility of the packs to set up a fair waiter system. A Scout is friendly.
- Waiters arrive at the dining hall 10 minutes prior to each meal. It is important to be prompt. The Dining Hall Manager gives all waiters instructions on their responsibilities at each meal. They set the table and prepare beverage pitchers and cups.
- Waiters also clean up after the meal and are dismissed from the dining hall by the Dining Hall Manager.

Menus

The menu for all meals to be served at camp has been thoroughly reviewed and tested. They are wholesome, plentiful, and have youth appeal. They are posted online prior to camp starting in July. Dietary, Religious, and Special Food Requests

The camp does its best to accommodate dietary, religious, or special foods, and can store any special foods brought to camp on a limited basis. Food service is something we pride ourselves on, and we do our very best to provide tasty and healthy options.

The menus are carefully prepared to meet as many needs as possible for all campers. Camp menus will be posted online shortly before the start of camp. Please review them and share any special needs via the online Special Diet Request form found at www.alpinescoutcamp.org/cubworld.



SAMPLE PROGRAM DAY

7:00	Reveille
7:45	Flag Ceremony
8:00	Breakfast
9:00-11:50	Program* - Campers will work on adventures with other Scouts in their same rank.
12:00	Lunch
1:00-2:00	Siesta
2:00-5:00	Program
5:45	Flag Ceremony (<u>Class A Shirt Required!</u>)
6:00	Dinner
7:00-8:30	Evening Program*
10:00	"Taps" and lights out is at 10:00 pm.

* Friday, camp-wide games

**Monday, Tuesday, Thursday variety of fun programs you can sign up for these at the Cub World office.

Camp-Wide Awards & Recognitions

Here at Cub World, we love for our Cubs to have as much fun as possible during their stay. On top of the spirit of fun, we have many awards and recognitions for Cub Scouts and leaders alike.

- All Cubs will receive a Camp patch.
- Pebble Patches for various activities
- Pack Participation Ribbon for packs attending Cub World with at least 5 Scouts.
- Clean Campsite Award for best camp cleanliness during you stay.
- Best Themed "Seven Seas Adventure" Campsite.
- Honor Pack Award.

Captain's Award

Think you can sail the Seven Seas, swim with sea creatures, discover lost islands, and search for the treasure of Alpine? Take on the challenge by completing these three events.

- Climb the "rigging" in under 3 minutes
- Swim a Lap in the "Alpine lagoon" in under 3 minutes
- Complete ship's crew training obstacle course (located in the parade field) in under 3 minutes

Pirate Shoot Out

Think you have the best shot in camp? Come down to range and test your skills. There will be one shootout competition for Cubs, and one shootout for leaders & parents in both archery and BB's.

Special Program Days (Days may vary)

Monday: Crazy Hat Day

Tuesday: Silly Sock Day

Wednesday: Hawaiian Shirt Day

Thursday: Pajama Party Breakfast

Friday: Costume Day

All attire/costume/designs must be age appropriate, no profanity, no political affiliation, or potentially offensive material

Camp-Wide Games take place on Friday from 9:30 am—12 pm.

Flag Ceremonies

Cub World has two daily Flag Ceremonies. The morning ceremony will raise the flag every morning at 7:45am. Attendance is highly encouraged. Our second Flag Ceremony, Retreat (lowering of the flag) will be at 5:45pm. These times are fifteen minutes prior to Morning and Evening Meal. Please arrive with your pack 10 minutes prior so they can start on time.

“Scout is Reverent”

Cub World will have an Interfaith Service immediately following dinner Sunday Evening. This is a service open to all and is non-denominational. We encourage everyone to attend.

Campfires

Campfires will be held on Sunday, Wednesday, and Friday. Those who are leaving camp the next day are invited to join in on the fun with their own skit, cheer, or song, just sign up in the Cub World office.

Den Chiefs

Den Chiefs play an important role in camp. Not only do they help the leaders keep Scouts on task, but they are also seen as role models to the younger Scouts. They tell stories of Scouting’s trail that await them.

Den Chief’s role to his role in camp:

- Help the program for the Cub Scouts run smoothly.
- Set an example and be a role model, not a Cub Scout.
- Safety: Help Scouts learn the rules of camp.
- Help build camp spirit and positive teamwork.
- Cooperate with leaders and staff.

Issues for Den Chiefs to Watch For

- No knives for Cub Scouts without adult supervision and a Whittlin’ Chip.
- No fires, matches, or food of any kind in tents.
- Work with leaders and pack to adhere to the camp schedule.
- Help scouts understand how to behave at Camp wide events and also at the campsite.
- Help Scouts understand when to quiet down and go to bed.

Leaders and Parents

The role of leaders and parents at Cub World is just as important as the staff. Your job as a leader, teacher, coach, parent, and disciplinarian is vital to the success of your pack’s week at camp. By bringing your Cubs and Webelos to Cub World this summer, you will be providing them with an experience of a lifetime. These young children will look to you for constant leadership and motivation while at camp. Some of the important functions you will need to accomplish at camp are:

- Set the example by making sure that all leaders and parents exhibit the Scouting Spirit as they prepare for the day’s events.
- Always maintain a high standard of moral personal behavior.
- Make sure that Scouts and leaders are dressed in Scouting uniforms for the evening flag ceremony.
- See that the youth shower, use the bathrooms and latrines properly and change their clothes. Please note, that all youth should be able to use the restroom, change clothes, and shower on their own at youth protection rules do not allow for adults in youth only areas nor youth in the adult only areas.
- Supervise behavior and manners at meals as well as busing tables and cleaning up around your table(s).

- Keep an eye out for the homesick Cub Scout.
- Make sure your Scouts obey the camp rules.
- Be mindful of an “excluded Scout”; help him/her to be welcomed by the other Scouts.
- Watch to be sure sleeping bags get aired out and tent areas are kept clean.
- Keep a clean campsite.
- Help each Cub Scout to fully enjoy the camp program and experience.

This is a tall order, but if you discuss the important role of the leader at camp with your fellow leaders and parents before arrival, everyone will be better prepared to provide an outstanding experience for your Cubs and Webelos.

Required Supervision

State Health and Safety Codes require that “as a minimum there shall be visual or verbal communication capabilities between the campers and leaders or counselors during activities and a method of accounting for the campers’ whereabouts at all times.”

Your Role at Program Theme Areas

Two or three camp staff members will be at each program area.

However, your help and cooperation may be needed. Some program areas may have as many as 30 or 40 Cubs at one time. To adequately serve these youth, it is necessary that you help as a disciplinarian and coach. The staff are trained in providing the program and have the materials to do so.

However, because of age, some of the Scouts may require one-on-one coaching. If a staff member gives that type of attention to a few, then others will lose out. When in doubt, please ask the staff how you can help.

Youth Protection

Sight and Sound—All youth members must be within sight and sound of an adult leader, parent, or adult staff member.

Remember, the buddy system always applies.

Two-deep leadership rules apply: there must be at least two adult leaders in each campsite, one of whom is at least 21 years of age. Scouts are not permitted to travel around camp without an adult leader.

All adults attending the camp must be trained in Youth Protection. It is required that online training be completed by adults prior to attending camp. Those stating they have completed the course will need to sign off indicating the date of completion.

- Help keep Scouts together, emphasize the buddy system at all times.
- Observe and help your pack keep proper shower procedures.
- Never scream at, shout at, or hit any Scout.
- Be a friend, be supportive, but avoid horseplay.
- Communicate with leaders about any problems or homesickness Scouts may confide in you.
- Be careful not to scare Cub Scouts with pranks or stories.

The **Cub World Staff** have been well trained to serve as a resource to you and your Scouts throughout your stay at Cub World. All have received Youth Protection training, and our program staff are well versed in the areas they are instructing. They also understand how difficult large groups of young Scouts can be and are willing to help keep them in line.

However, the staff at Cub World are not there to discipline your Scouts. The only exceptions to this are where safety is concerned, specifically at the pool, archery and BB ranges, and the climbing wall; and in cases of theft from the camp.

Campsites: Each Cub World campsite is prepared for your arrival with canvas wall tents on raised wooden or concrete platforms. The tents are held up by frames or poles, but not staked, making them ultra sturdy. Each tent houses two metal cots and mattresses. Please plan to have two people in each tent. We will inform you upon your arrival if you may spread out in the campsite.

Comfort Stations: There are three comfort stations throughout Cub World for camper use. They are equipped with Youth Male, Adult Male, and Female bathrooms. There are also latrines throughout the campsites for camper use. Please check the map (page 43) to see which is closest to you.

Shower House: The shower house for the camp is located behind the pool. You will find Youth Male, Youth Female, Adult Male, and Adult Female bathrooms and showers in this building. Please note that these are shared with the Cub World staff. Adult leaders are asked to assist in the enforcement of these procedures. All adults are reminded that they are not allowed to enter the youth shower or restroom except in the case of an absolute emergency. Pack leaders are asked to regulate the use of the latrines in campsites to ensure that Youth Protection guidelines are being followed.

Camp Rules

The Scout Oath and Law are the rules at camp. Campers who continually misbehave are not only missing the great benefits of Scout camping but may be threatening their own safety and that of others. Pack leaders are responsible for the discipline of their Scouts.

- **Secure Areas**—Fences and roped off areas located throughout camp are not to be climbed or crossed by any Scout or adult.
- **Leaving Camp**—When leaving the camp for any reason, a leader must go to the camp office and sign-out all campers including adults that will be leaving camp. Upon return, a leader must sign-in at the office. A parent or two adults over the age of 21 must accompany any Scout leaving camp.
- **First Aid**—All cases of First Aid, no matter how minor, must be brought to the attention of the Camp Medical Officer.
- **Visiting Other Campsites**—Unauthorized entry of other campsites will not be tolerated and can lead to dismissal from camp. Ask permission to enter any campsite other than yours.
- **Taps/Lights Out**—10:00 pm is quiet time each night. Be kind to neighboring packs by keeping noise to a minimum.
- **Smoking**—Smoking is not permitted in any of the camp buildings, tents or program areas. Any staff can point you in the direction of the designated smoking areas.
- **Drugs/Alcohol**—The Greater New York Councils has a zero-tolerance policy for any and all illegal or non-prescription drugs and alcohol on our camping properties.
- **Violators** will be directed to leave camp immediately with no refund of fees, and the authorities will be called if appropriate.
- **Pocket Knives**—Knives are encouraged for those Scouts who have earned their Whittlin' Chip but must be used responsibly. Those found breaking safety rules will have their knives confiscated and returned to their pack leader.
- **Personal Firearms**—Personal firearms are not permitted on camp property. Bows are permitted for use on the archery range only. These must be checked in at the Camp Office and will be kept locked in the archery pavilion for the length of your stay.
- **Campfires**—Please use only those areas designated as fire-rings. Water cans will be available in your campsite. Fires must be put out completely before leaving your site or going to bed. Please use wood that is already on the ground for fires and do not cut trees or branches.

- Vehicles—All personal vehicles must be parked in the designated camp parking lot. Handicap placards may be given for extreme need at the discretion of the Camp Director for no more than one vehicle per campsite.

The Speed Limit on camp roads is 15 mph

- Lanterns and Stoves—Your pack is encouraged to bring their own equipment to make your campsite feel more like home. However, only adults may use propane stoves and lanterns. Propane appliances should not be used in tents.
- Pets—Pets are not permitted in camp. Registered service animals are permitted; please notify the Camping Department by calling 212-651-3073 before arriving at camp.
- Wildlife—Remember that you are a visitor to the home of a number of animals across the Alpine Scout Camp. Respect them by keeping your distance and keeping food and trash out of their reach.
- Trash—Please dispose of your trash in the receptacles scattered throughout Cub World. Dumpsters are located in each parking lot, and near Orbach Arena. You will find recycling containers for plastic and cans. Refrain from bringing glass to camp.
- Fire and Emergency Alarms—A mandatory emergency drill will take place within the first 24 hours of your arrival at camp. When the alarm sounds, immediately stop what you are doing, and walk quickly to the flagpole. Leaders will then take a head count and inform staff leadership.
- Camp Staff—The staff are there to serve as resources to you, but they have off time and private areas just for them. Scouts and leaders should respect these areas by not entering them unless there is an emergency situation.
- A Scout is Clean—Please remember the 11th point of the Scout Law and help us to keep Alpine Scout Camp pristine for years to come. We ask for your help in keeping your campsite, latrine, and shower facility clean. If any special maintenance is needed, please report it at once to the Camp Office and we will see to it as soon as possible.
- Camp Office/Leader's Lounge
- Here you'll find the Camp Director and Program Director's offices, the Office Manager, mail and emergency services, as well as any other daily needs. Hours are 8 am to 8:30 pm, but you'll find a staff member on duty 24 hours a day. In addition, escape the heat and find some coffee in our air-conditioned leader lounge complete with Wi-Fi. You'll also find sign-ups for all the fun activities your pack can do while at Cub World.
- The 24-hour emergency contact number is 201-768-1910.
- Messages will be taken for any non-emergency phone calls and can be picked up in the Camp Office. The phone will be made available for use in an emergency only.
- Lost & Found The camp lost and found is located in the Cub World Office. A second lost and found is also generally kept at the pool.

Health Services

At Cub World we staff a highly qualified Medical Officer to aid with any and all health problems that arise during your stay. For most injuries and illnesses that occur during camp, we ask that you report to the Health Office next to the Cub World Camp Office in the Dining Hall building. If in the event the Medical Officer is not there, please notify the Camp Office and they will call for them. If illness or injury prevents a camper from getting to the Health Office, notify the nearest staff member who will call for the Medical Officer. More than half of our Camp Staff are trained in CPR/AED and basic First Aid.

- Leader Lounge Spending a week running around camp with your pack can be stressful. If the heat or the campers start to get to you feel free to stop by the Cub World Office which also doubles as a leader lounge. Come Enjoy the bathroom, AC and Coffee!

Packing For Camp

The following is a list of clothing and other items that Scouts will need to take to camp. All items (clothing, towels, etc.) should be labeled with the Scout's name. While in camp, the Scouts will be sleeping on camp cots. It is important that your Scout brings a sleeping bag or 2 warm blankets.

- Bug Repellent
- Sun Block
- Water Bottle or Canteen
- Flashlight w/ Batteries
- Rain Jacket or Poncho
- Small day pack
- Sleeping Bag/Blankets
- Laundry Bag
- Warm Weather Jacket
- Jeans or Long Pants
- Any Prescribed Medicine in original container
- Towels
- Sneakers (no open toed shoes or flip flops)
- Shower shoes
- Socks (1 per day plus two spare)
- Underwear (1 per day plus one spare)
- Lotion
- Swimming Suit
- Soap in a plastic container
- Shampoo
- Toothbrush/toothpaste
- Comb or Brush
- T-shirts (1 per day)
- Class A Uniform (Required for dinner)
- Cub Scout Handbook
- \$50 for spending money
- Pillow

It is recommended that electronics such as personal gaming, music, tablets, laptops, cell phones, etc. Be left at home, as they distract from the camp experience. The Greater New York Councils, BSA, is not responsible for any items that may be lost or broken while on property. Adults are encouraged to take many pictures and share them with us by uploading to: www.nycscouting.org/upload and [on facebook.com/alpinescoutcamp](https://www.facebook.com/alpinescoutcamp)

