

**2019 Leader's Guide  
Camp Buffalo Bill, Greater Wyoming  
Council, BSA**

**Camp Buffalo Bill 870 North Fork Hwy Cody, WY 82414  
(307) 587-5885  
[www.campbuffalobill.com](http://www.campbuffalobill.com)**

**Greater Wyoming Council, BSA  
3939 Casper Mtn. Road Casper, WY 82601  
(307) 234-7329  
[www.wyoscouts.org](http://www.wyoscouts.org)**



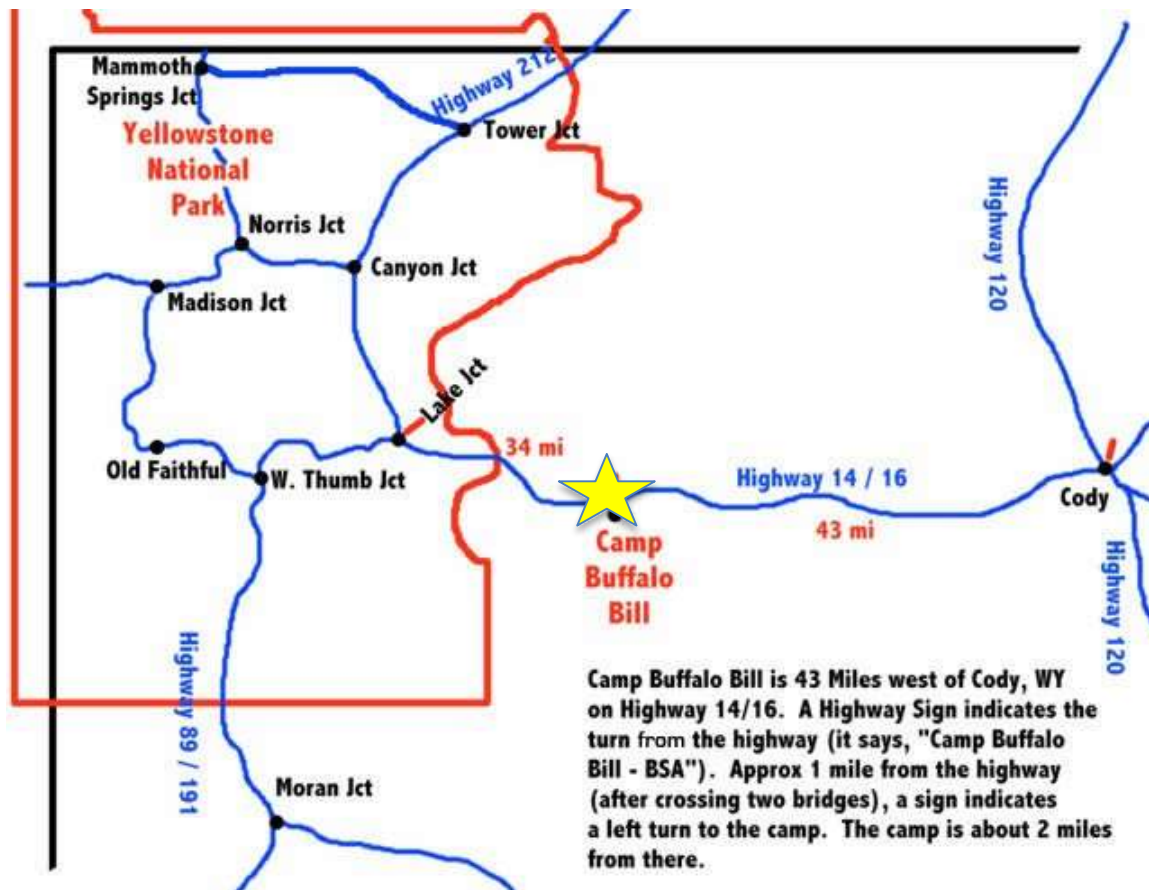
# Contents

Welcome! .....	3
About Us .....	3
Wildlife .....	4
Climate .....	4
Important Dates for the 2019 Camp Season.....	5
Fees & Cancellation Policy .....	5
Facilities & Services .....	6
Policies & Regulations.....	8
Preparing for Camp .....	9
Check-In.....	10
Your Week at Camp.....	12
Check-out .....	13
Eagle Claw – CBB First Year Program .....	13
Merit Badge Program.....	14
Appendix A. 2019 CBB Week at a Glance .....	17
Appendix B. Individual Equipment Checklist .....	18
Appendix C. Camp Map .....	19
Appendix D. Lost and Found Claim Form.....	20
Appendix E. Swim Check Form .....	21
Appendix F. Food Allergy/Restriction Form .....	23

## Welcome!

The Greater Wyoming Council would like to welcome you to Camp Buffalo Bill. We are busy preparing the camp for your arrival. This guide is designed to help you prepare also. In it you will find the information you need to plan an outstanding summer experience.

Camp Buffalo Bill is located 43 miles west of Cody, Wyoming on US Highway 14/16/20, just seven miles east of Yellowstone National Park along the banks of the Shoshone River. This was the playground for William F. "Buffalo Bill" Cody and now it's ours to share with you.



## About Us


For seventy years we have been able to offer Scouters an exceptional and truly unique camping experience. Our placement in the Absoraka mountain range surrounds us with beauty and presents campers with the opportunity to truly engage in the outdoor lifestyle. The location of our camp also claims the privilege of being one of the few places in the lower 48 left without cellular service. Camp Buffalo Bill allows you to truly silence your phone.

There are program offerings available for Scouts of all ages and abilities. CBB offers a half-day first year camper program, Eagle Claw, for new Scouts. For Scouts whose priority at camp is to continue working on rank advancement, we have developed a comprehensive merit badge program (see pg. 16 of this guide), offering unique badges with experienced staff. For older Scouts who are looking for a challenge, we are pleased to offer a variety of programs through our Yellowstone High Adventure Outpost program (see camp website for YHAO program details).

## Wildlife

Your stay at Camp Buffalo Bill will provide you with a great opportunity to see Wyoming wildlife. Enjoy the opportunity, but be aware of important safety precautions. This wildlife should be considered dangerous, so keep your distance:

**Bears.** The Greater Yellowstone Ecosystem is home to the largest grizzly bear population in the lower 48 states. We have a mandatory bear safety education lecture every Monday evening during the camp season. Bears can smell food, deodorant, toothpaste, shampoo, soap, or soda, just to name a few items. We call these things “smellables” and we must remain strict about the use of these items as well as the storage of them. We provide bear boxes in each campsite where smellables can be safely stored or they can be stored in your vehicles. **Food or beverages are never allowed in the campsite.**



The Forest Service can inspect the camp each week. If they find violations of the bear rules, they have the authority to issue a ticket to the offending camper. Should a bear find a food reward in your campsite, we will be unable to get rid of the bear and will have to close that site for the rest of the season. **It is a crime to knowingly approach a bear closer than 100 yards. The Forest Service will issue the offender a \$5000 fine and we will send them home at their unit's expense.**

**Moose.** We often see moose in and around camp. If you see a moose, consider yourself lucky and stay out of its area. These creatures are strong and faster than they may appear. Just like bears, they will become aggressive if you come between them and their young or if they feel you have intruded on their space.



**Bison.** American Bison occasionally wander through camp. They are very unpredictable and may grow extremely agitated and defensive if you encroach upon their space. They are capable of charging at high speeds. Stay clear.

## Climate

The weather at CBB is characterized by large shifts in temperature. The camp sits at an elevation of 6400 feet, which means mornings can be chilly, sometimes even dipping to 30-35° F. June campers should especially make preparations for cooler weather. On the other hand, afternoons in July and August may get as high as 90 degrees. Afternoon thunderstorms are possible. The air is very dry and many people experience dry skin and chapped lips. **Campers should be sure to stay hydrated and wear plenty of sunscreen!**

## Important Dates for the 2019 Camp Season

Program	Start	End
High Adventure – Week 0	June 16	June 22
Scout Camp – Week 1	June 23	June 29
High Adventure – Week 2	June 30	July 6
Cub Family Camp	July 5	July 7
Scout Camp – Week 3	July 7	July 13
Scout Camp – Week 4	July 14	July 20
Scout Camp – Week 5	July 21	July 27
Scout Camp – Week 6	July 28	August 03
High Adventure – Week 7	August 4	August 10
LDS Priesthood Week 7*	August 5	August 10
* Session 7 is an <i>LDS only</i> week with a Monday AM check-in with program starting after lunch.		

## Fees & Cancellation Policy

	2019 Rates
<b>Scouts BSA Camp</b>	
Youth Summer Camp	\$345
Adult Summer Camp	\$170
High Adventure (Youth and Adult) †	\$465
New Crossover Scout	\$275
<b>Cub Family Resident Camp</b>	
Youth	\$85
Adults	\$55
† All High Adventure must pre-register.	

### Deadlines

- The non-refundable, non-transferable campsite reservation fee is \$50.00 per camper and will be applied toward your total camp fees.
- All high adventure fees (\$100per participant) are due at the time of your reservation.
- All fees are due in the Council Service Center by **May 1, 2019** or an additional fee of \$25.00 per person will be charged. Make checks payable to the Greater Wyoming Council. For proper credit, please include Troop number, camp dates, city and state, and contact person information. For registration and payment questions, contact the Council Service Center at: [cwyoming@bsamail.org](mailto:cwyoming@bsamail.org) or 307-234-7329.

## **Cancellation / Refund Policy**

Because most of the camp fees are actually spent for staffing, program supplies and equipment before your unit arrives at camp, refunds can only be made under certain conditions. The \$50 per person deposit is non-refundable and non-transferrable. The following refunds are available by the corresponding deadlines:

- 100% refund (minus deposit) is available before April 1.
- 66% refund (minus deposit) is available from April 1 to April 15
- 33% refund (minus deposit) is available from April 15 to May 1.

0% of your fee is refundable after May 1. At this point, monies have already been allocated toward staffing, food, and supplies to support your arrival at camp. This policy includes any “no shows” or scouts who leave during their camping dates for any reason.

Any appeals due to extenuating circumstances (medical or family emergency) must be received in writing at the Council Service Center within 30 days. Appeals will be evaluated on a case-by-case basis by the Council Camping Committee

## **Facilities & Services**

We strive to provide an exceptional outdoor experience to every youth and adult who come to Camp Buffalo Bill. We exist to facilitate the Scouting program each Unit already supplies their youth. It is our hope as a staff to be able to provide the following facilities and services in order to allow you to focus on having the best Scouting week of your life!

## **Food Allergies & Restrictions**

The Food Allergy & Restriction Form (found on the downloads page of the camp website) is **due with your final payment May 1**. If you have any changes or additions, please submit an additional form as soon as you can. We can only accommodate camper’s dietary restrictions if we know about them early enough to modify the menu and order appropriate substitutions. If you have special concerns, please have the scout’s parent contact the camp director.

## **Lost and Found**

Lost items should be reported at the trading post and a lost item form filled out legibly. This form is available on the downloads page of the camp website. Found items are taken to the Camp Trading Post, sorted by date found, and catalogued. All items not claimed by Dec 31<sup>st</sup> will be donated to a local charity.

Please encourage your Scouts to mark their belongings (**especially their uniform and handbook**) with their name **and** troop number.

## **Laundry Facilities**

There are no laundry facilities available for campers at Camp Buffalo Bill. Please plan accordingly. There are several good laundromats in Cody.

## **Provisional Troop**

We can make arrangements for Scouts who are unable to attend camp with their troop. Contact the Council Service Center for more information.

## **Family Camping Area**

Given our proximity to Yellowstone Park, we host a small number of Scout family campers each week. To accommodate them, we have a small family camping area. All rules applicable to the troop campsites are applicable to the family camp, including no food and no pets. Families must use the shower facilities according to the posted shower schedule.

## Visitors

Parents and families of Scouts are welcome to visit CBB. Extra meals can be purchased in the Camp Office. Meals are \$6.00 each. Visitors must park in the parking lot. Please contact the Camp Office at least one day prior to your arrival so that we are able to notify the kitchen.

## Mail

Campers can send and receive mail daily during their stay at CBB. Incoming mail will be available at the Trading Post. Mail should be sent a few days earlier than the intended delivery date. Mail received after a unit has checked out will be returned to the sender. Outgoing mail can be dropped off at the Trading Post or Camp Office in the mail drop box.

The mailing address for campers is:

### Scout Name – Troop Number

Camp Buffalo Bill  
870 North Fork Highway  
Cody, WY 82414

## Phone & Internet

Camp Buffalo Bill's office phone and internet are for business and emergency use only. Our internet connection and bandwidth capabilities are exceptionally limited and therefore must be reserved for office use. If a family member needs to contact Camp, the number for emergencies is (307) 587-5885. There is a pay phone available for campers to call home. This phone requires a calling card (available at the trading post) or by calling collect. **There is no mobile phone coverage at CBB.** Please plan accordingly.

## Trading Post

We operate a Trading Post for your convenience. Souvenirs, comfort items, craft and merit badge supplies, camping equipment, toiletries, BSA literature, and snack bar are available. Any food purchased in the Trading Post must be eaten either at the Trading Post or in the dining facility. We accept cash, check, and all major credit cards. It is suggested that the Scouts bring an additional \$75 for Trading Post expenses.

## Equal Opportunity Statement

The Greater Wyoming Council provides programs and services to children without regard to race, color, national origin, sex, age, or disability. However, if you have concerns or complaints regarding discrimination issues, there is a system in place to do so. Your first point of contact is the Camp Director at (307) 587-5885 or 870 North Fork Hwy Cody, WY 82414. Should that fail to resolve the issue or if the issue is with the Camp Director, contact Brad Bodoh, Scout Executive, at (307) 234-7329 or 3939 Casper Mountain Road, Casper, Wyoming 82601.

*"In accordance with Federal law and U.S. Department of Agriculture (USDA) civil rights regulations and policies, this institution is prohibited from discriminating on the basis of race, color, national origin, sex, age, disability, and reprisal or retaliation for prior civil rights activity. (Not all prohibited bases apply to all programs.) Persons with disabilities who require alternative means of communication for program information (e.g., Braille, large print, audiotope, American Sign Language, etc.) should contact the responsible State or local Agency that administers the program or USDA's TARGET Center at (202) 720-2600 (voice and TTY) or contact USDA through the Federal Relay Service at (800) 877-8339. Additionally, program information is also available in languages other than English. To file a complaint alleging discrimination, complete the USDA Program Discrimination Complaint Form, AD-3027, found online at [http://www.ascr.usda.gov/complaint\\_filing\\_cust.html](http://www.ascr.usda.gov/complaint_filing_cust.html), or at any USDA office or write a letter addressed to USDA and provided in the letter all of the information requested in the form. To request a copy of the complaint form, call (866) 632-9992. Submit your completed form or letter to USDA by: (1) mail: U.S. Department of Agriculture, Office of the Assistant Secretary for Civil Rights, 1400 Independence Avenue, SW, Washington, D.C. 20250-9410; (2) fax: (202) 690-7442; or (3) email: [program.intake@usda.gov](mailto:program.intake@usda.gov). This institution is an equal opportunity provider."*



## Policies & Regulations

### Camp Standards

We expect leaders and Scouts to reflect the highest of Scouting standards and to:

- Behave in a Scout-like manner
- Wear the BSA uniform
- Be courteous to other Participants
- Live the Scout Oath and Law

### Camp Policies

- Fireworks are not permitted in camp.
- Alcohol is not permitted in camp.
- Smoking and smokeless tobacco is permitted only by adults and only in the designated areas. Ask staff for more information.
- Bicycles are not permitted in camp (unless authorized by the camp director)
- Pets are not permitted in camp (Service animals must receive prior approval from the camp director)
- Scouts and Scouters **may not** bring ammunition, firearms, or archery equipment into camp.
- Food must be kept in hard sided vehicles or the kitchen **NOT** in campsites.
- Adults must supervise youth shower time from outside the showerhouse.
- If visiting the river, **ALWAYS** have an adult present.
- The southern boundary of the camp is the “High Trail.”
- Footwear must be worn at all times. No open-toe shoes except in the showers.
- All campers, visitors, and guests are required to sign in and out at the camp office as they arrive and leave camp.
- As a Troop, make a visual check for attendance at all meals and lights out.
- Lights out is 10:30 PM. All Scouts should be in their campsites and quiet.
- Follow all fire safety guidelines articulated in the Unit Fireguard Plan.
- All US Forest Service regulations regarding viewing and approaching wildlife are strictly enforced.

### BSA Policy on Youth Protection

The most up to date youth protection policies are available at [www.scouting.org](http://www.scouting.org) . Here are Camp Buffalo Bill highlights:

- **Every unit must have at least two registered adult leaders.**
- Male and females must have separate sleeping facilities. (Married leaders may share quarters, if appropriate facilities are available.)
- No youth will stay in a tent with an adult other than his parent or legal guardian.
- No youth will stay in a tent with another youth greater than 2 years of age apart.
- Adult leaders will respect the privacy of youth members in situations such as changing or showering.
- Leaders must also protect their own privacy.
- Camp Buffalo Bill has separate shower facilities for male and female campers and staff. Times are scheduled for adults, youth, and youth staff.
- The “safety rule of four” requires that no fewer than four people (including two adults) go on any backcountry expedition or commute.

### Uniforms

Scouts and leaders are encouraged to wear the Scout uniform properly while in camp. We ask that your unit to be in official Scout field uniform for morning and evening flag ceremonies.

## **Preparing for Camp**

Preparing your Troop properly for Camp is essential for a good experience. Well-prepared units are not only abiding by the Scout motto, but they are helping themselves get the most out of their summer camp experience. Below are a few necessities for every Scout Unit joining us at Camp in the 2019 season. Please incorporate these items into your Troop's own camp preparations.

### **Registration, Payment, and Travel Plans**

- **Local Information** – For the most up to date trip planning resources, a list of nearby guest lodges, airport and ground transportation options, and Yellowstone tour tips, please use our visitor resources page: <http://campbuffalobill.com/about/yellowstone-area-resources/>
- **Merit Badge Registration opens May 1 and is done via the main camp registration system.**
- **Dietary Restriction Form is due by May 1.**
- **Packing and Travel**
  - **Tents - Troops provide their own tents.** To comply with BSA's mandatory standards, your tents must meet the following requirements:
    - All tents must meet or exceed fire-retardant specifications by the manufacturer (CPAI-84) and “no flames in tent” is marked on, or adjacent to each tent. (***This is usually a sewn in label or tag on most commercially produced tents***)
    - All campers have clean quarters reasonably safe from inclement weather and comfortable bedding. This includes hammock camping!

### **Troop Check List**

- Campsite reservation is made with the Greater Wyoming Council. Deposit fee and High Adventure program fees are paid.
- The BSA annual health and medical record is completed for each Scout and adult who plan to attend. It is required that BSA medical forms be used. Give us a **copy**. We recommend bringing a set of copies stapled and hole punched (no sheet protectors) in a 3-ring binder. You should keep the originals.
- All fees are paid to the Greater Wyoming Council by May 1, 2019.
- Unit Swim checks are conducted prior to arrival at camp.
- Arrangements are made for Proof of insurance (to be shown at check-in)
- Clean equipment to remove any obvious food stains/smells.
- Communicate any special needs your unit may have to the camp at least two weeks prior to arrival at camp.

\*This is not an all inclusive list and is provided only as a guide

## **Check-In**

Troops should arrive and check in on Sunday afternoon between 2-5pm. If you cannot arrive on Sunday, please contact the Camp Director at least one week in advance of your arrival and prepare to have your boys in camp and ready to start program by Monday morning at 9:00.

### **Early Arrivals**

If your troop must arrive early, you must notify the Camp Director two weeks in advance of your arrival. We are able to direct early arrivals to their campsite, however, there are no programs or meal services available before dinner on Sunday. All Camp Buffalo Bill regulations and policies must be followed at this time.

### **Parking**

Upon arrival, all vehicles must park in the parking lot and remain there for the week. The Forest Service requests that all vehicles be backed into their spaces. No vehicles are allowed in campsites after initial unloading, however, a Troop may keep **one** unit trailer in their campsite for frequently-accessed camping gear. You **may not keep food in your unit trailer**. If in-camp transportation is needed for medical reasons, special permission may be obtained at the office.

### **Required at Check-In**

Please have the following items prepared before your arrival.

#### **✓ Proof of Insurance**

- All out-of-council units must present proof of current Troop insurance. The Greater Wyoming Council does not carry health or accident insurance on out-of-council youths or leaders. Contact your local Council Service Center for assistance with providing the required proof of insurance.

#### **✓ Proof of Youth Protection Training**

- **Every** adult leader accompanying a Troop during its week at Camp Buffalo Bill **MUST** present proof of up-to-date Youth Protection Training.

#### **✓ BSA Annual Health and Medical Record**

- Camp Buffalo Bill abides by BSA policy regarding health requirements. Youth and Adults participating in camp programs must have a **signed, completed** (Parts A, B, and C) **and current** BSA annual health and medical record (AHMR). Part D is necessary for all High Adventure participants. If available, please include family health and accident insurance company information and policy number. The form is available here:  
<http://www.scouting.org/scoutsource/HealthandSafety/ahmr.aspx>
- Non BSA Physical forms are not acceptable.
- **Please bring TWO sets of medical forms with you to camp.** You should keep one set of the forms (the originals) with your unit. The second set of your unit's medical forms (we request copies of the originals) should be stapled, hole punched, and placed in a three ring binder to be turned in to the camp health officer at check-in.
- Upon arrival, all AHMR forms will be submitted to the camp health officer and screened. This **does not** take the place of the medical examination required by the medical form. The purpose is to screen for any conditions or situations that we need to know about to make camp a safe experience for all.
- **\*PLEASE NOTE – Medications will be dispensed by the troop's adult leadership as on any other campout.** The Camp Health Officer will only administer medications that require medical expertise. We can provide refrigerated and secure storage for prescription medications. Please leave the medications in the original containers with the person's name and Troop number written on it without covering the prescribing information contained on the label. A

written record must be kept of all medications dispensed.

- **Do not bring sick campers to camp!** They infect the staff who then infect every other camper that comes for the rest of the summer.

✓ **Unit Swim-Classification Record**

- Swim checks must be completed **prior** to your unit's arrival at Camp. A swim classification record is required for all scouts planning to attend a merit badge offered at our Water Front (canoeing, kayaking, rowing, or other aquatics activity). Camp Buffalo Bill **DOES NOT** offer swim checks.

✓ **Unit Roster**

- An up-to-date unit roster must be presented at check-in. These are available either from you my.scouting.org account **OR** from your Council Service Center.

## **Your Week at Camp**

Page 17 contains a draft of the “Week-at-a-Glance”. This document, or a revised version of it, will act as a comprehensive schedule for your Troop during your time at Camp Buffalo Bill. Below you will find a few highlights to look forward to in the week; you may need to plan for some of these activities in advance.

### **Wednesday is Troop Tour Day**

At Camp Buffalo Bill, we designate Wednesday as a flexible troop day. Many troops spend the day hiking in Yellowstone or visiting the historic sites in Cody, Wyoming. Other troops choose to remain in or around camp to hike, fish or relax. A camp conservation project will be available in the morning after breakfast. Box lunches are available for those Troops leaving camp on Wednesday. Box Lunches are packed Tuesday evening at 7pm in the dining hall. ***Please have an adult leader or two come to make sure yours is ready.*** Breakfast is available 6:30-7:30 AM. Dinner is available from 6-7 PM.

### **Friday is Order of the Arrow Day**

Those Order of the Arrow members of your troop are encouraged to wear their OA sash Friday.

### **Leader Opportunities**

Although Camp Buffalo Bill exists for youth, opportunities can be made available for the adult leaders. Safe swim defense, Safety afloat, Climb on Safely, Trek Safely, Leave No Trace and Youth Protection training opportunities are available upon request.

### **Evening Programs**

**Sunday** – Opening campfire prepared and put on by the Camp Staff.

**Monday** – Troop guides will visit troop campsites after dinner.

**Tuesday** – Camp-wide games, inter-troop campfires, CBB Branding

**Thursday** – Camp-wide games, Scoutmaster Dutch Oven Dessert Cook-off, CBB Branding

**Friday** – Recycle Regatta Competition, Scoutmaster Belly Flop-off, AND Closing Campfire

In addition, we encourage troops to run their own evening activities according to their own troop’s needs and goals.

### **Conservation**

Camp Buffalo Bill encourages each troop to spend at least one hour of their week on a conservation project. Your troop’s participation in a conservation project will improve camp, as well as reinforce in a Scout’s mind the need to care for things, especially the environment. The Nature Director, Camp Director or Camp Ranger can provide conservation projects and project direction. A formal conservation project is also available on Wednesday morning.

### **Fishing**

Even if you don’t plan to participate in the fishing or fly-fishing merit badges at Camp Buffalo Bill, you should consider doing some fishing while here. Both our pond and the North Fork of the Shoshone River provide great fishing for bait and fly fishermen. Fishing is allowed at the pond outside of the waterfront area when merit badge classes are not in session. Please check with the aquatics director before fishing there.

You must observe Wyoming fishing regulations. Please visit the following web page for a complete list of these guidelines: <https://wgfd.wyo.gov/Fishing-and-Boating/Fishing-Regulations>

Notes:

- Residents and non-residents under the age of 14 **DO NOT** need a fishing license to fish in Wyoming *if* they are fishing under a licensed adult.
- We **DO NOT** sell fishing licenses at camp. They may be purchased at the Red Barn Store in Wapiti, in Cody at Wal-Mart or online at: <https://wgfd.wyo.gov/also/elsowelcome.aspx>

## **Check-out**

**Check-out** Saturday morning is by appointment and should be completed no later than 9:00am. You will be cleared to leave when your campsite has been inspected and found clean and in good order by your Troop Guides. Units needing earlier checkout can schedule an earlier time with their Troop Guide(s). At the office, you will be given your patches, Medical forms, swim check form and blue card access instructions.

## **Eagle Claw – CBB First Year Program**

Our Eagle Claw First Year Program is specifically designed for young and new scouts. The program focuses on basic skills for Tenderfoot, Second Class, and First Class rank advancement. The Eagle Claw program requires a two period block. There are only two sections that meet during Merit Badge Sessions A & B **OR** C & D. If your troop has many boys participating in the first year program, it is suggested that you also provide a Scoutmaster to help out in the first year program area.

*The following is a list of rank requirements normally covered in the Eagle Claw program. There may be some slight variation from week to week.*

**Scout:** 1a, 1b, 1c, 1d, 1e, 1f, 2a, 2b, 2c, 2d, 3a, 3b, 4a, 4b, 5

**Tenderfoot:** 1c, 2c, 3a, 3b, 3c, 3d, 4a, 4b, 4c, 4d, 5a, 5b, 5c, 6a, 7a, 8

**Second Class:** 1b, 2a, 2b, 2c, 2d, 2f, 2g, 3a, 3c, 3d, 4, 6a, 6b, 6c, 6d, 6e, 8a, 8b, 9a, 9b

**First Class:** 3a, 3b, 3c, 3d, 4a, 4b, 5a, 5b, 5c, 5d, 7a, 7b, 7c, 7d, 7e, 7f,

## **Merit Badge Program**

Scouts will work on rank advancement through Camp Buffalo Bill's Merit Badge Program, unless they registered to participate in the Yellowstone High Adventure Outpost Program. Your troop must sign up its Scouts for merit badges as part of the registration process. **Merit Badge registration will be through the same online system that you registered your troop for camp! Merit Badge Registration will open up May 1.**

Scouts in the merit badge program will attend four merit badge sections daily (Wednesdays excluded).

- Session A 9:00 AM - 10:15 AM
- Session B 10:30 AM – 11:45 PM
- Session C 1:45 PM - 3:00 PM
- Session D 3:15 PM- 4:30 PM

In some cases, it is possible to earn two merit badges during one session. In these cases, complementary merit badges (such as Indian Lore and Archaeology) are paired together.

There will be a meeting on Sunday evening for the Scoutmasters from each troop to get to know the Directors and Counselors from each program area of Camp. This will serve both as a meet-and-greet opportunity as well as a chance to make any last minute changes to a Scout's merit badge class schedule.

Scouts no longer need physical blue cards for their merit badge classes. Leaders can now print bluecards via our online system at your convenience. By registering scouts for their merit badge classes, we assume the unit leader's approval for the scout to take the class.

## **Open Program Area**

Some scouts may wish to complete additional merit badges during Open Program Area, from 7-8:00 PM on Tuesday and Thursday evening. Please coordinate these efforts with each individual area director. Keep in mind that some merit badges, such as Art or Mammal Study, can easily be completed during a couple of Open Program Area slots. Other merit badges, such as Environmental Science or Canoeing, cannot be completed during such a limited time. In addition, if a scout is behind in a merit badge class, he or she can use Open Program Area to catch-up and get extra assistance. Normally, Open Program Area on Thursdays is used primarily for scouts who need extra time completing merit badges. Otherwise, scouts are free to visit an area and try out fun activities, such as canoeing, tomahawk-throwing, and archery.

## Age and Skill Requirements:

**Swim Checks.** In order to participate in any aquatics merit badge, a scout must arrive with a completed swim check. These swim checks CANNOT be completed upon arrival at camp. Scouts planning to use the pond should also bring water shoes (or old tennis shoes that can get wet).

The following badges have minimum age requirements:

- Chemistry (age 14)
- Fly Fishing (age 13)
- Metalwork (age 13)

A few badges also have prerequisites:

- Art: Requirement 6. visit an art museum prior to arrival at camp
- Bird Study/Nature: Requirement 8. build a bird feeder and observe the birds that visit it for one month
- Emergency Preparedness: Requirement 1. scouts must already have the First Aid merit badge
- Woodcarving: Scouts must already have their Tot-n Chit.

A few merit badges cannot normally be completed at camp:

- Camping: Requirements 9a, 9b cannot be completed at camp
- Emergency Preparedness: Requirements 2c, 6c, 9a, 9b must be completed at home after camp
- Forestry: Requirement 8.
- Search & Rescue: Requirement 6a.

Several merit badges require scouts to bring their own supplies to camp:

- First Aid: bring personal first aid kit to camp
- Fishing: bring personal fishing gear to camp, OR Fishing kit available at trading post (~ \$35)
- Fly Fishing: bring personal fly fishing gear to camp, OR Fly Fishing kit available at trading post (~ \$40)
- Metalwork: bring long pants and sturdy shoes to camp
- Photography: bring digital camera, connector cord, and/or memory card to camp
- Wilderness Survival: bring personal wilderness survival kit to camp

Please see the chart on the following page for specifics concerning each merit badge. Scouts should plan ahead to purchase the supplies for certain merit badges (Handicraft badges, Indian Lore/Archeology, Metalwork, and Archery) at the Trading Post. For some handicraft badges, a scout can choose between several different kit options, affecting the total cost.

See the link below for current detailed current requirements for each merit badge:

<https://www.scouting.org/programs/boy-scouts/advancement-and-awards/merit-badges/>



**MERIT BADGE OFFERINGS** \* Extra cost for these badges is variable for kit supplies available at the trading post.

Merit Badge	Program Area	Session	Supply Cost*	Notes
Canoeing	Aquatics	A, B, C		Bring completed swim check and water shoes (or old tennis shoes)
Rowing	Aquatics	A, C		Bring completed swim check and water shoes (or old tennis shoes)
Kayaking	Aquatics	A, C		Bring completed swim check and water shoes (or old tennis shoes)
Fishing	Fishing	A, B, C	\$30	Fishing kit available at trading post; have personal WY fishing license if 14 or older
Fly Fishing	Fishing	A, B, C	\$40	Must be age 13 or older; fly fishing kit available at trading post; have personal WY fishing license if 14 or older
Art	Multimedia Arts	A		Visit an art museum before coming to camp
Chess	Multimedia Arts	B, D		
Game Design	Multimedia Arts	A, C		
Leatherwork	Multimedia Arts	B, D	\$4-\$17	
Photography	Multimedia Arts	A		Bring digital camera, connector cord, and SD card to camp
Woodcarving	Multimedia Arts	C	\$4-\$6	Must have Totin' Chip prior to first class
Archaeology	Living History	A		Paired with Indian lore
Indian Lore	Living History	A	\$13.75	Paired with archaeology
Metalwork	Living History	B, C, D	\$1.75	Must be age 13 or older; bring pants and sturdy shoes
Astronomy	Nature	A		
Bird Study <b>P</b>	Nature	A		Pair with mammal study; build a bird feeder and observe it for a month prior to camp
Chemistry	Nature	D		Must be age 14 or older
<b>Env. Science*</b>	Nature	B, C		
Forestry	Nature	C		
Geology	Nature	B		Paired with oceanography
Mammal Study	Nature	A		Paired with bird study
Oceanography	Nature	B		Paired with geology
Soil & Water	Nature	D		Paired with weather
Weather	Nature	D		Paired with soil & water conservation
<b>Camping* P</b>	Outdoor Skills	A, D		Requirements 9a, 9b cannot be completed at camp
<b>Emergency Preparedness* P</b>	Outdoor Skills	B, D		First aid is a prerequisite; 2c, 6c, 9a, 9b must be completed after camp
<b>First Aid*</b>	Outdoor Skills	A, C		Bring own first aid kit to camp
Geocaching	Outdoor Skills	B		
Orienteering	Outdoor Skills	C		
Pioneering	Outdoor Skills	A		
<b>Search &amp; Rescue P</b>	Outdoor Skills	C		Requirement 6a cannot be completed at camp.
Wild. Survival	Outdoor Skills	D		Bring personal survival kit to camp, supplies available at the trading post.
Archery	Shooting Sports	A, B, C, D	\$6	Arrow kit available at trading post.
Rifle	Shooting Sports	A, B, C, D		Free for in-class shooting \$2 per target w/ 10 rounds for any shooting outside of class time

**P** indicates merit badges that cannot be completed entirely at camp (partials)

# Appendix A. 2019 CBB Week at a Glance

## 2019 CBB Week at a Glance

	Showerhouse	Sunday	Monday	Tuesday	Wednesday	Thursday	OA Friday	Saturday
5:30	Adult							
6:00	Youth Staff							
6:30			Polar Bear 6:30		Polar Bear 6:00		Polar Bear 6:30	Continental Breakfast 6:30-7:30
7:00					Breakfast 6:30-7:30			
7:30	Youth		Flags & Breakfast 7:30			Flags & Breakfast 7:30		Campsite Cleanup, Checkout 6:30-8:30
8:00			Transition			Transition		
8:30								
9:00			MB Section A 9:00-10:15		Conservation Project Meet @ Quartermaster 8:30	MB Section A 9:00-10:15		
9:30	Adult		Transition			Transition		
10:00			MB Section B 10:30-11:45			MB Section B 10:30-11:45		
10:30			Scoutmaster Meeting 11:00 @ Trading Post			Scoutmaster Meeting 11:00 @ Trading Post		
11:00								
11:30	Closed 4 Cleaning		SPL Meeting 12:00 @ Dining Hall			SPL Meeting 12:00 @ Dining Hall		
12:00					Assembly & Lunch 12:30			
12:30	Youth				Transition			
1:00								
1:30								
2:00			2:00 Unit Check In Camp Tour Camp Set Up					
2:30								
3:00	Adult		MB Section C 1:45-3:00			MB Section C 1:45-3:00		
3:30			Transition			Transition		
4:00			MB Section D 3:15-4:30		Troop Time	MB Section D 3:15-4:30		
4:30								
5:00			YHAO Orientation Meeting 4 PM @ Tate-Daniels					
5:30								
6:00			Troop Time 4:30-5:15					
6:30	Youth		Flags & Dinner 5:30		Flags & Dinner 6:00-7:00	Flags & Dinner 5:30		
7:00			Troop Time					
7:30			MB Registration Changes Area Director Meet & Greet 7:00 @ Dining Hall		Open Program Area 7:00-8:00 Camp Wide Games, Box Lunch Packing, CBB Branding 7:00	Open Program 7:00-8:00 Camp Wide Games, CBB Branding 7:00		
8:00			Troop Time		Scoutmaster Cracker Barrel BPM	SM Dutch Oven Cook-Off 8:30		
8:30	Closed 4 Cleaning		Opening Campfire 8:30 (Meet @ Dining Hall)					
9:00	Youth Staff		Troop Guide Campfires 8:30		Honor Trail 7:00-9:00	Recycle Regatta 7:00 Scoutmaster Belly Flop-Off		
9:30			Troop Time					
10:00	Adult				Troop Time	Closing Campfire 8:30		
10:30	<b>CLOSED!</b>				Quiet Hours 10:00-06:30 Lights Out 10:30			

## Appendix B. Individual Equipment Checklist

### Required

- BSA Annual Health & Medical Record
- Official Scout Field Uniform

### Suggested Equipment

- Jacket or sweater
- Hat
- Hiking boots
- Pack or duffel bag
- Sleeping Clothes/ Pajamas
- Shirts
- Pants
- Socks
- Underwear
- Swimsuit
- T-shirts
- Scout Handbook
- Pencil & notebook
- Merit badge supplies
- Sleeping bag
- Air Mattress or pad
- Canteens or water bottles (1 quart each)
- Flashlight/Headlamp & extra batteries
- Sunscreen
- Insect repellent
- Pocket knife
- Spending money (\$75.00 suggested)

- Toothbrush and toothpaste
- Towel and washcloth
- Soap & Shampoo
- Comb

### Optional Gear

- OA Sash
- Compass
- Fishing/Fly Fishing gear
- Laundry bag
- Photo gear
- Sewing/repair kit
- Sharpening stone
- Sunglasses

### Leave at Home

- Sheath knives
- Fireworks
- Firearms/ammunition
- Wrist rockets
- Radios, Walkie-Talkies
- CD/MP3 Players
- Video games

\* Mark all equipment and clothing with your name and troop number.

This is not an all inclusive list and is provided only as a guide.

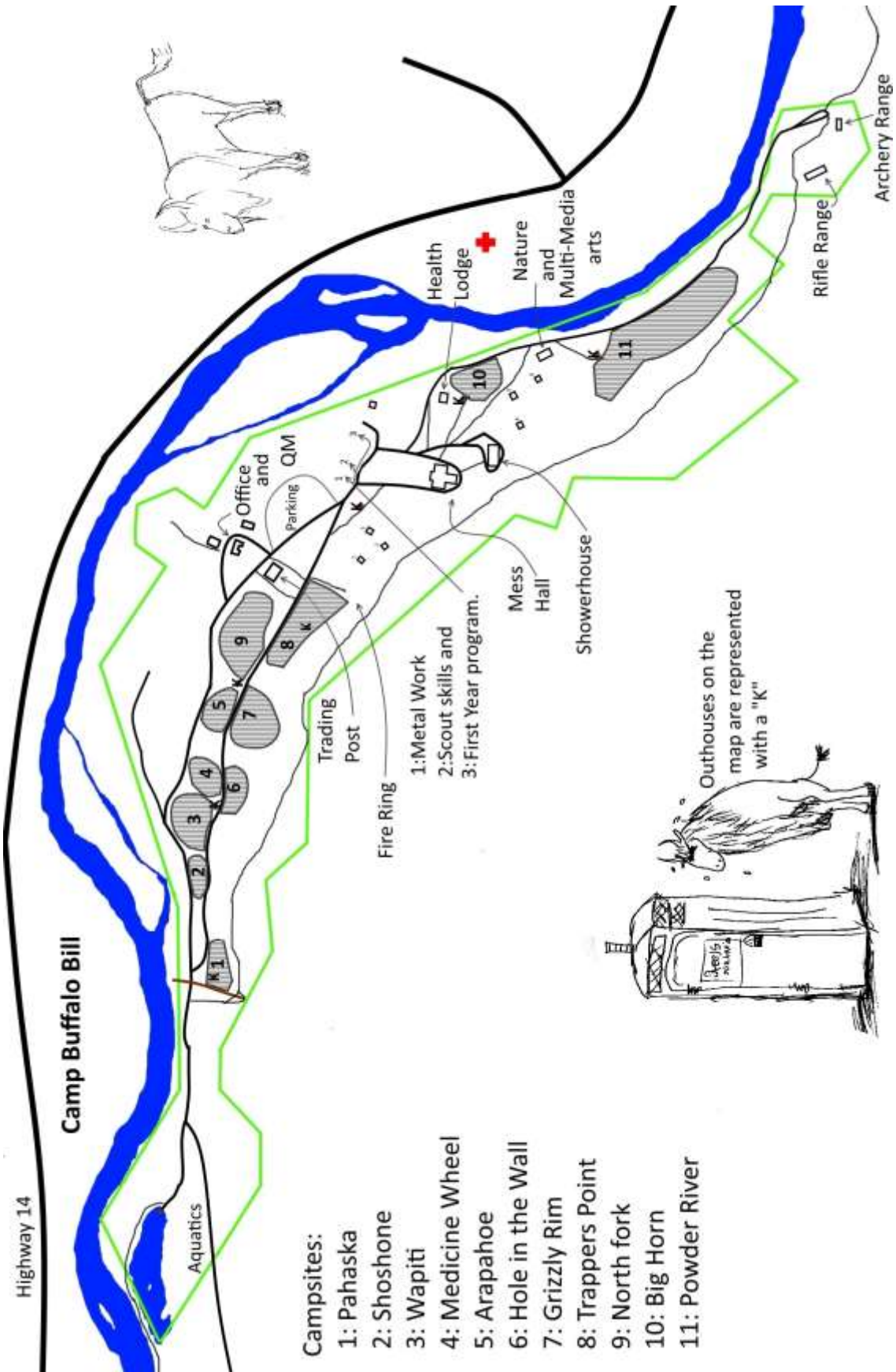
High Adventure Participants should consult the program specific YHAO packing lists available on website

### Suggested Troop Equipment

- Lanterns & Fuel
- Large Troop Shade/Rain Fly or Tarp
- Scout Merit Badge schedules
- Dutch Oven(s)
- Special ingredients for Scoutmaster Dutch Oven
- Dessert Cookoff
- Sunscreen
- Bug Spray
- Sewing/Repair Kit
- Troop First Aid Kit

- Duct Tape
- Parachute Cord
- Pioneering Rope
- Troop Axe & Bow Saw
- Matches
- Set of Two Way Radios
- Favorite Song & Campfire Skit
- Sharpie Markers

# Appendix C. Camp Map



## Appendix D. Lost and Found Claim Form

Today's Date \_\_\_\_\_ / \_\_\_\_\_ / \_\_\_\_\_

Name \_\_\_\_\_

Troop # \_\_\_\_\_

City \_\_\_\_\_ State \_\_\_\_\_

Phone # \_\_\_\_\_ - \_\_\_\_\_ - \_\_\_\_\_

Email Address: \_\_\_\_\_

Dates of Camp Attendance (dd/mm/yy) \_\_\_\_\_ to \_\_\_\_\_

Description of Object (Color, size, type, identifying marks, etc)

---

---

---

# Appendix E. Swim Check Form

## Unit Swim Classification Record

This is the individual's swim classification as of this date. Any change in status after this date (i.e., nonswimmer to beginner or beginner to swimmer) would require a reclassification test performed by an approved test administrator. Changes and corrections to the following chart should be initialed and dated by the test administrator.

**SPECIAL NOTE:** When swim tests are conducted away from camp, the camp aquatics director retains the right to review or retest any or all participants to ensure that standards have been maintained.

Unit Number \_\_\_\_\_

Date of Swim Test \_\_\_\_\_

	Full Name (Print) (Draw lines through blank spaces.)	Medical Recheck	Swim Classification		
			Nonswimmer	Beginner	Swimmer
1					
2					
3					
4					
5					
6					
7					
8					
9					
10					
11					
12					
13					
14					
15					

**NAME OF PERSON CONDUCTING THE TEST:**

\_\_\_\_\_  
Print Name

\_\_\_\_\_  
Signature

\_\_\_\_\_  
Qualification

\_\_\_\_\_  
Council/Agency (Red Cross, YMCA, etc.)

**UNIT LEADER:**

\_\_\_\_\_  
Print Name

\_\_\_\_\_  
Signature

## SWIM CLASSIFICATION PROCEDURES

The swim classification of individuals participating in a Boy Scouts of America activity is a key element in both Safe Swim Defense and Safety Afloat. **The swim classification tests should be renewed annually, preferably at the beginning of each outdoor season.** Traditionally, the swim classification test has only been conducted at a long-term summer camp. However, there is no restriction that this be the only place the test can be conducted. It may be more useful to conduct the swim classification prior to a unit going to summer camp.

All persons participating in BSA aquatics are classified according to swimming ability. The classification tests and test procedures have been developed and structured to demonstrate a skill level consistent with the circumstances in which the individual will be in the water (e.g., the swimmer's test demonstrates the minimum level of swimming ability for recreational and instructional activity in a confined body of water with a maximum 12-foot depth).

### ADMINISTRATION OF SWIM CLASSIFICATION TEST (THE LOCAL COUNCIL CHOOSES ONE OF THESE OPTIONS):

#### OPTION A (at camp):

The swim classification test is completed the first day by camp aquatics personnel.

#### OPTION B (Council conducted/council controlled):

The council controls the swim classification process by predetermined dates, locations, and approved personnel to serve as test administrators. When the unit goes to summer camp, each individual will be issued a buddy tag under the direction of the camp aquatics director for use at the camp.

#### OPTION C (At unit level with council-approved aquatics resource people):

The swim classification test done at a unit level should be conducted by one of the following council-approved resource people: **Aquatics Instructor, BSA; Aquatics Cub Supervisor; BSA Lifeguard; BSA Swimming & Water Rescue; or other lifeguard, swimming instructor, etc.** When the unit goes to summer camp, each individual will be issued a buddy tag under the direction of the camp aquatics director for use at the camp.

### TO THE TEST ADMINISTRATOR

The various components of each test evaluate the several skills essential to the minimum level of swimming ability. **Each step of the test is important and should be followed as listed below:**

#### SWIMMER'S TEST:

Jump feetfirst into water over the head in depth, level off, and begin swimming. Swim 75 yards in a strong manner using one or more of the following strokes: sidestroke, breaststroke, trudgen, or crawl; then swim 25 yards using an easy resting backstroke. The 100 yards must be swum continuously and include at least one sharp turn. After completing the swim, rest by floating.

#### BEGINNER'S TEST:

Jump feetfirst into water over the head in depth, level off, swim 25 feet on the surface, stop, turn sharply, resume swimming as before, and return to starting place.

## **Appendix F. Food Allergy/Restriction Form**

Troop/Team/Crew/Pack Number \_\_\_\_\_ State \_\_\_\_\_ Week of camp \_\_\_\_\_

Dates of Attendance \_\_\_\_\_ Unit Contact Name/Phone # \_\_\_\_\_

Please use one line per restriction type (one scout may need several lines). ***Please return by May 1 to the above address*** so that we can give our kitchen staff adequate time to prepare. Please list only Scouts or Scouters who have a dietary restriction.

Scout Name	Youth/Adult	Dietary Restriction(s)	Allergy/Preference	Contact #	Contact Name

Attach more sheets if necessary