



**2018 Leader's Guide**  
**Camp Buffalo Bill, Greater Wyoming**  
**Council, BSA**

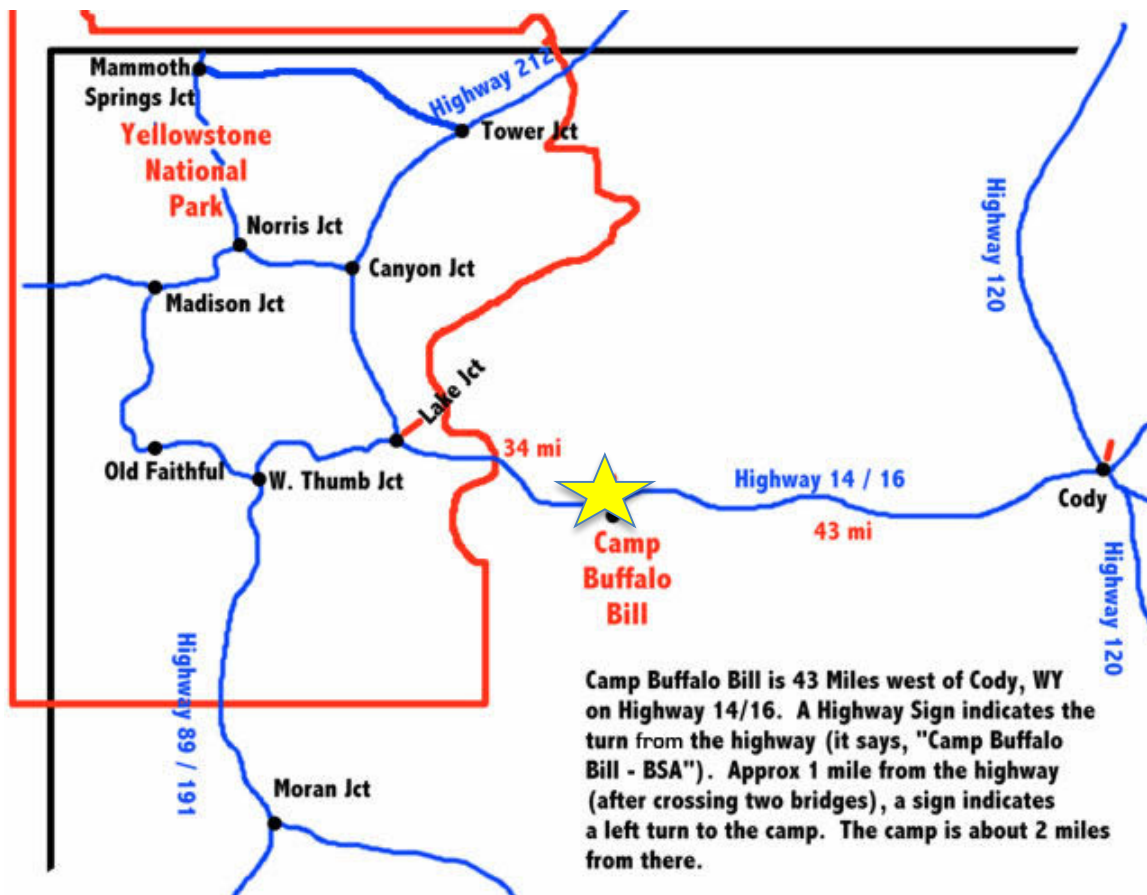
**Camp Buffalo Bill**  
**870 North Fork Hwy**  
**Cody, WY 82414**  
**(307) 587-5885**  
**[www.campbuffalobill.com](http://www.campbuffalobill.com)**

**Greater Wyoming Council, BSA**  
**3939 Casper Mtn. Road**  
**Casper, WY 82601**  
**(307) 234-7329**  
**[www.wyoscouts.org](http://www.wyoscouts.org)**

# Welcome!

The Greater Wyoming Council would like to welcome you to Camp Buffalo Bill. We are busy preparing the camp for your arrival. This guide is designed to help you prepare also. In it you will find the information you need to plan an outstanding summer experience.

Camp Buffalo Bill is located 43 miles west of Cody, Wyoming on US Highway 14/16/20, just seven miles east of Yellowstone National Park along the banks of the Shoshone River. This was the playground for William F. "Buffalo Bill" Cody and now it's ours to share with you.



## About Us


For almost seventy years we have been able to offer Scouters an exceptional and truly unique camping experience. Our placement in the Absoraka mountain range surrounds us with beauty and presents campers with the opportunity to truly engage in the outdoor lifestyle. The location of our camp also claims the privilege of being one of the few places left without cellular service. Camp Buffalo Bill allows you to truly silence your phone.

CBB offers a half-day first year camper program, Eagle Claw, for new Scouts. For Scouts whose priority at camp is to continue working on rank advancement, we have developed a comprehensive merit badge program (see pg. 16 of this guide), offering unique badges with experienced staff. For older Scouts who wish to acquire advanced outdoor skills we are pleased to offer our distinctive Yellowstone High Adventure Outpost program (see website for YHAO program details).



## Wildlife

Your stay at Camp Buffalo Bill will provide you with a great opportunity to see Wyoming wildlife. Enjoy the opportunity, but be aware of important safety precautions. This wildlife should be considered dangerous, so keep your distance:

**Bears.** The Greater Yellowstone Ecosystem is home to the largest grizzly bear population in the lower 48 states. We have a mandatory bear lecture every Monday evening during the camp season. Bears can smell food, deodorant, toothpaste, shampoo, soap, soda, or anything with a smell. We call these things “smellables” and we must remain strict about the use of these items as well as the storage of them. We provide bear boxes in each campsite where other smellables can be stored or they can be stored in your vehicles. **Food or beverages are never allowed in the campsite.** The Forest Service can (and generally does) inspect the camp each week. If they find violations of the bear rules, they have the authority to issue a ticket to the offending camper. Should a bear find a food reward in your campsite, we will be unable to get rid of the bear and have to close that site for the rest of the season. **It is a crime to knowingly approach a bear closer than 100 yards. The Forest Service will issue the offender a \$5000 fine and we will send them home at their unit's expense.**



**Moose.** We often see moose in and around camp. If you see a moose, consider yourself lucky and stay out of its area. These creatures are strong and faster than they may appear. Just like bears, they will become aggressive if you come between them and their young or if they feel you have intruded on their space.



**Bison.** American Bison occasionally wander through camp. They are very unpredictable and may grow extremely agitated and defensive if you encroach upon their space. They are capable of charging at high speeds. Stay clear.

## Climate

The weather at CBB is characterized by large shifts in temperature. The camp sits at an elevation of 6400 feet, which means mornings are generally chilly, sometimes even dipping to 25-30° F. June campers should especially make preparations for cold weather.

On the other hand, afternoons may get as high as 90 degrees. The air is dry and many people experience dry skin and chapped lips. Afternoon thunderstorms are possible. Campers should be sure to stay hydrated and wear plenty of sunscreen!

## Important Dates for the 2018 Camp Season

Program	Start	End
High Adventure – Week 0	June 10	June 16
Scout Camp – Week 1	June 17	June 23
Scout Camp – Week 2	June 24	June 30
Scout Camp – Week 3	July 1	July 7
Scout Camp – Week 4	July 8	July 14
Scout Camp – Week 5	July 15	July 21
Scout Camp – Week 6*	July 22	July 28
High Adventure – Week 7	July 29	August 4
Cub Resident & Family Camp Session 1	July 31	August 3
Cub Resident & Family Camp Session 2	August 3	August 5
* Session 6 is an <i>LDS only</i> week with a Monday AM check-in with program starting after lunch.		

### Deadlines

- All high adventure fees are due **at the time of your reservation**.
- All fees are due in the Council Service Center by **May 1, 2018** or an additional fee of \$25.00 per person will be charged.
- The Food Allergy & Restriction Form (found on the downloads page of the camp website & mailed with your April billing statement) is **due with your final payment May 1**.

### Fees & Cancellation Policy

	2018 Rates
<b>BSA Scout Camp</b>	
Youth In Council	\$245
Youth Out of Council	\$335
Adults In Council	\$150
Adults Out of Council	\$170
<b>High Adventure ††</b>	
Youth & Adults	\$110
<b>Cub Scout Resident Camp</b>	
Youth	\$85
Adults	\$55

†† In addition to Camp Fees. All High Adventure must pre-register.

The non-refundable, non-transferable campsite reservation fee is \$50.00 per camper and will be applied toward your total camp fees. All high adventure fees are due at the time of your reservation. All fees are due in the Council Service Center by **May 1, 2018** or an additional fee of \$25.00 per person will be charged. Make checks payable to the Greater Wyoming Council. For proper credit, please include Troop number, camp dates, city and state, and contact person information. For registration and payment questions, contact the Council Service Center at: [cwyoming@bsamail.org](mailto:cwyoming@bsamail.org) or 307-234-7329.

## **Cancellation / Refund Policy**

Because most of the camp fees are actually spent for staffing, program supplies and equipment before your unit arrives at camp, refunds can only be made under certain conditions. The \$50 per person deposit is non-refundable and non-transferrable. The following refunds are available by the corresponding deadlines:

- 100% refund (minus campsite reservation fee) is available before April 1.
- 75% refund (minus campsite reservation fee) is available from April 1 to April 15
- 50% refund (minus campsite reservation fee) is available from April 15 to May 1.

0% of your fee is refundable after May 1. At this point, monies have already been allocated toward staffing, food, and supplies to support your arrival at camp. This policy includes any “no shows” or scouts who leave during their camping dates for any reason.

Any appeals due to extenuating circumstances must be received in writing at the Council Service Center within 30 days. Appeals will be evaluated on a case-by-case basis by the Council Camping Committee.

## Facilities & Services

We strive to provide an exceptional outdoor experience to every youth and adult who come to Camp Buffalo Bill. We see ourselves first and foremost as facilitators of the program each Unit already supplies their youth. It is our hope as a staff to be able to provide the following facilities and services in order to allow you to focus on having the best week of your life!

### Food Allergies & Restrictions

The Food Allergy & Restriction Form (found on the downloads page of the camp website & mailed with your April billing statement) is **due with your final payment May 1**. If you have any changes or additions, please submit an additional form as soon as you can. We can only accommodate camper's dietary restrictions if we know about them early enough to modify the menu and order appropriate substitutions. If you have special concerns, please have the scout's parent contact the camp director.

### Lost and Found

Lost items should be reported at the trading post and a lost item form filled out legibly. This form is also available on the downloads page of the camp website. Found items are taken to the Camp Trading Post, sorted by date found, and catalogued. All items not claimed by Dec 31 of the following year will be donated to a local charity. Please encourage your Scouts to mark their belongings with their name and troop number.

### Laundry Facilities

There are no laundry facilities available for campers at Camp Buffalo Bill. Please plan accordingly. There are several good laundromats in Cody.

### Provisional Troop

We can make arrangements for Scouts who are unable to attend camp with their troop. Contact the Council Service Center for more information.

### Family Camping Area

Given our proximity to Yellowstone Park, we host a number of non-Scout family campers each year. To accommodate them, we have established a small family camping area. All rules applicable to the troop campsites are applicable to the family camp, including no food. Families must use the shower facilities according to the posted shower schedule.

### Visitors

Parents and families of Scouts are welcome to visit CBB. Extra meals can be purchased in the Camp Office. Meals are \$5.00 per person. Visitors must park in the parking lot.

### Mail

Campers can send and receive mail daily during their stay at CBB. Incoming mail will be available at the Trading Post. Mail should be sent a few days earlier than the intended delivery date. Mail received after a unit has checked out will be returned to the sender. Outgoing mail can be dropped off at the Camp Office in the mail drop box.

The mailing address for campers is:

Scout Name – Troop Number  
Camp Buffalo Bill  
870 North Fork Highway  
Cody, WY 82414

### Phones & Wireless Internet

Camp Buffalo Bill's office phone and internet is for business and emergency use only. Our wireless internet connection and bandwidth capabilities are exceptionally limited and therefore must be reserved for office use.

The number for emergencies is (307) 587-5885. There is a pay phone available for campers to call home. This phone requires a calling card. **There is no mobile phone coverage at CBB.** Please plan accordingly.

### **Trading Post**

We operate a Trading Post for your convenience. Souvenirs, comfort items, craft and merit badge supplies, camping equipment, toiletries, BSA literature, and snack bar are available. Any food purchased in the Trading Post must be eaten either at the Trading Post or in the dining facility. We accept Cash, Check, Visa, MasterCard, and Discover. It is suggested that the Scouts bring an additional \$40 for Trading Post expenses.

### **Equal Opportunity Statement**

The Greater Wyoming Council provides programs and services to children without regard to race, color, national origin, sex, age, or disability. However, if you have concerns or complaints regarding discrimination issues, there is a system in place to do so. Your first point of contact is the Camp Director at (307) 587-5885 or 870 North Fork Hwy Cody, WY 82414. Should that fail to resolve the issue or if the issue is with the Camp Director, contact Brad Bodoh, Scout Executive, at (307) 234-7329 or 3939 Casper Mountain Road, Casper, Wyoming 82601.

# Policies & Regulations

## Camp Standards

We expect leaders and Scouts to reflect the highest of Scouting standards and to:

- Behave in a Scout-like manner
- Wear the BSA uniform and wear it properly
- Be courteous to other Participants
- Strive to live the Scout Oath and Law

## Camp Policies

- Fireworks are not permitted in camp.
- Alcohol is not permitted in camp.
- Smoking and smokeless tobacco is permitted only by adults and only in the designated areas. Ask staff for more information.
- Bicycles are not permitted in camp.
- Pets are not permitted in camp.
- Scouts and Scouters **may not** bring ammunition, firearms, or archery equipment into camp.
- Food must be kept in cars or the kitchen **NOT** in campsites.
- Adults must supervise youth shower time from outside the shower house.
- If visiting the river, **ALWAYS** have an adult present.
- The southern boundary of the camp is the “High Trail”
- Footwear must be worn at all times. No open-toe shoes except in the showers.
- As a Troop, make a visual check for attendance at all meals and lights out.
- Lights out is 10:30 PM. All Scouts should be in their campsites and quiet.
- Follow all safety guidelines articulated in the Unit Fireguard Plan.
- All US Forest Service regulations regarding viewing and approaching wildlife are strictly enforced.

## BSA Policy on Youth Protection

This policy is outlined in numerous publications. Here are Camp Buffalo Bill highlights:

- **Every unit must have at least two registered adult leaders.**
- Male and females must have separate sleeping facilities. (Married leaders may share quarters, if appropriate facilities are available.)
- No youth will stay in a tent with an adult other than his parent or legal guardian.
- Adult leaders will respect the privacy of youth members in situations such as changing or showering.
- Leaders must also protect their own privacy.
- Camp Buffalo Bill has separate shower facilities for male and female campers and staff. Times are scheduled for adults, youth, and youth staff.
- The “safety rule of four” requires that no fewer than four people (including two adults) go on any backcountry expedition or commute.

## Uniforms

Scouts and leaders are encouraged to wear the Scout uniform properly while in camp. We ask that your unit to be in official Scout field uniform for morning and evening flag ceremonies.



## Preparing for Camp

Preparing your Troop properly for Camp is essential for a good experience. Well-prepared units are not only abiding by the Scout motto, but they are helping themselves get the most out of their summer camp experience. Below are a few necessities for every Scout Unit joining us at Camp in the 2018 season. Please incorporate these items into your Troop's own camp preparations.

### Registration, Payment, and Travel Plans

- **Local Information** – For the most up to date trip planning resources, a list of nearby guest lodges, airport and ground transportation options, and Yellowstone tour tips, please use our visitor resources page: <http://campbuffalobill.com/about/yellowstone-area-resources/>
- **Merit Badge Sign-up, Troop Roster Completion, Dietary Restriction Communication**
- **Youth Protection and Insurance Policy**
- **Packing and Travel**
  - **Tents** -Troops provide their own tents. To comply with BSA's mandatory standards, your tents must meet the following requirements:
    - All tents must meet or exceed fire-retardant specifications by the manufacturer (CPAI-84) and “no flames in tent” is marked on, or adjacent to each tent. (***This is usually a sewn in label or tag on most commercially produced tents***)
    - All campers have clean quarters reasonably safe from inclement weather and comfortable bedding.

### Troop Check List

- Campsite reservation is made with the Greater Wyoming Council. Deposit fee and High Adventure program fees are paid.
- A BSA health and medical form is completed for each Scout and adult who plan to attend. It is required that BSA medical forms be used. Give us a **copy**. We recommend bringing a set of copies in a 3-ring binder. You should keep the originals.
- All fees are paid to the Central Wyoming Council by May 1, 2018.
- Unit Swim checks are conducted.
- Arrangements are made for Proof of insurance (to be shown at check-in)
- Clean equipment to remove any possible food smells.
- Special requests are communicated to the camp at least two weeks prior to arrival at camp.

\*This is not an all inclusive list and is provided only as a guide

## Check-In

Troops should arrive and check in on Sunday afternoon between 2-5pm. Check in for our LDS week is Monday morning starting at 8AM. If you cannot arrive on Sunday, please contact the Camp Director at least one week in advance of your arrival and prepare to have your boys in camp and ready to start programs by Monday morning at 9:00.

### Early Arrivals

If your troop must arrive early, you must notify the Camp Director two weeks in advance of your arrival. We are able to direct early arrivals to their campsite, however, there are no programs or meal services available before dinner on Sunday. All Camp Buffalo Bill regulations and policies must be followed at this time.

### Parking

Upon arrival, all vehicles must park in the parking lot and remain there for the week. The United States Forest Service requires that all vehicles must be backed into their spaces. No vehicles are allowed in campsites after initial unloading, however, a Troop may keep **one** unit trailer in their campsite for frequently-accessed camping gear. You **may not keep food in your unit trailer**. The Forest Service requires that all vehicles must be backed into their spaces.

### Required for Check-In

Please have the following items prepared before your arrival. There is a condensed version of this list available for your use in Appendix \_\_\_.

- ✓ **Proof of Insurance**
  - All out-of-council units must present proof of current Troop insurance **upon check-in to camp**. The Greater Wyoming Council does not carry health or accident insurance on out-of-council youths or leaders. Contact your local Council Service Center for assistance with providing the required proof of insurance.
- ✓ **Proof of Youth Protection Training**
  - **Every** adult leader accompanying a Troop during its week at Camp Buffalo Bill **MUST** present an up-to-date certification of his or her Youth Protection Training.
- ✓ **Physical Exam & Health Requirements**
  - Camp Buffalo Bill abides by BSA policy regarding health requirements. Youth and Adults participating in camp programs must have a **completed** (Parts A, B, and C) of the BSA's annual health and medical record. Part D is necessary for all High Adventure participants. If available, please include family health and accident insurance company information and policy number. The form is available here: <http://www.scouting.org/scoutsourc/HealthandSafety/ahmr.aspx>
  - **Please bring TWO sets of medical forms with you to camp**. You should keep one set of the forms (the originals) with your unit. The second set of your unit's medical forms (we request copies of the originals) should be placed in a three ring binder for and be presented upon check-in.
  - Upon arrival, all medical forms will be submitted to the camp medic and screened. This **does not** take the place of the medical examination required by the medical form. The purpose is to identify any conditions or situations that we need to know about to make camp a safe experience for all.
  - **\*PLEASE NOTE – Medications will be dispensed by the troop's adult leadership as on any other campout**. The Camp Health Officer will only administer medications that require medical expertise. We can provide refrigerated and secure storage for prescription medications. If this is the

case, please leave the medications in the original containers with the person's name and Troop number written on it without covering the prescribing information contained on the label.

- **Do not bring sick campers to camp!** They infect the staff who then infect every other camper that comes for the rest of the summer.
  
- ✓ **Unit Swim-Classification Record**
  - Swim checks must be completed **prior** to your unit's arrival at Camp. A swim classification record is required for all scouts planning to attend a merit badge offered at our Water Front (Canoeing or Rowing). Camp Buffalo Bill **DOES NOT** offer swim checks.
  
- ✓ **Unit Roster**
  - An up-to-date unit roster must be presented at check-in. These are available either from you my.scouting.org account **OR** from your Council Service Center.

## Your Week at Camp

Page 18 contains a draft of the “Week-at-a-Glance”. This document, or a revised version of it, will act as a comprehensive schedule for your Troop during your time at Camp Buffalo Bill. Below you will find a few highlights to look forward to in the week, especially those you and your Troop ought to plan on ahead of time.

### Wednesday is Troop Tour Day

At Camp Buffalo Bill, we designate Wednesday as a flexible troop day. Many troops spend the day hiking in Yellowstone or visiting the historic sites in Cody, Wyoming. Other troops choose to remain in camp for open boating, open shooting, or special merit badges (available by appointment). Road lunches are available for those Troops leaving camp on Wednesday. Lunch arrangements for Wednesday must be made by Tuesday Breakfast. Early Breakfast is not available. Dinner will be held until 7 PM.

### Wednesday is Order of the Arrow Day

Those Order of the Arrow members of your troop may wear their OA sash Wednesday.

### Leader Opportunities

Although Camp Buffalo Bill exists for youth, opportunities are available for the adult leaders. Safe swim defense, Safety afloat, Climb on Safely, Trek Safely, Leave no Trace and Youth Protection training opportunities are available upon request.

### Evening Programs

**Sunday** – Opening campfire prepared and put on by the Camp Staff.

**Monday** – Troop guides will visit troop campsites after dinner.

**Tuesday** – Camp-wide games AND inter-troop campfires

**Wednesday** – Self-guided Honor Trail

**Thursday** – Camp-wide games AND Scoutmaster Dutch Oven Dessert Cook-off

**Friday** – Recycle Regatta Competition, Scoutmaster Belly Flop-off AND Closing Campfire

In addition, we encourage troops to run their own evening activities according to their own troop’s needs and goals.

### Conservation

Camp Buffalo Bill encourages each troop to spend at least one hour on a conservation project. The Boy Scout program stresses the conservation of our natural heritage. Your troop’s participation in a conservation project will improve camp, as well as reinforce in a Scout’s mind the need to care for things, especially the environment. The nature director, Camp Director or Ranger will provide conservation projects and project direction.

### Fishing

Even if you don’t plan to participate in the fishing or fly-fishing merit badges at Camp Buffalo Bill, you should consider doing some fishing while here. Our canoe pond and the North Fork of the Shoshone River both provide great fishing for bait and fly fishermen. Fishing is allowed at the canoe pond outside of the waterfront area when merit badge classes are not in session. Please see the aquatics director before fishing there.

You must also observe the Wyoming fishing regulations. Please visit the following web page for a complete list of these guidelines: <https://wgfd.wyo.gov/Fishing-and-Boating/Fishing-Regulations>

Notes:

- Residents and non-residents under the age of 14 **DO NOT** need a fishing license to fish in Wyoming.
- We **DO NOT** sell fishing licenses at camp. They may be purchased at the Red Barn Store in Wapiti, in Cody at Wal-Mart or online at: <https://wgfd.wyo.gov/also/elsowelcome.aspx>

\* A conservation stamp is **not** required for this license.

## Check-out

**Check-out** begins after breakfast on Saturday and should be completed no later than 9:00am. You will be cleared to leave when your campsite has been inspected and found clean and in good order by your Troop Guides. Units needing earlier checkout can schedule an earlier time with their Troop Guide(s).

## Eagle Claw – CBB First Year Program

Our Eagle Claw First Year Program is specifically designed for young and new scouts. The program focuses on basic skills for Tenderfoot, Second Class, and First Class rank advancement. The Eagle Claw program requires a two period block. There are only two sections that meet during Merit Badge Sessions A & B **OR** C & D. If your troop has many boys participating in the first year program, it is suggested that you also provide a Scoutmaster to help out in the first year program area.

*The following is a list of rank requirements normally covered in the Eagle Claw program. There may be some slight variation from week to week.*

**Scout:** 1a, 1c, 1d, 1e, 1f, 2b, 2c, 2d, 3a, 4a, 4b, 5

**Tenderfoot:** 1b, 2b, 2c, 3a, 3b, 3c, 3d, 4a, 4b, 4c, 4d, 5a, 5b, 5c, 6a, 7a, 8

**Second Class:** 2a, 2b, 2c, 2f, 2g, 3a, 3b, 3c, 3d, 4, 6a, 6b, 6c, 6d, 6e, 8a, 8b, 9a, 9b

**First Class:** 3a, 3b, 3c, 3d, 4a, 4b, 5a, 5b, 5c, 5d, 7a, 7b, 7c, 7d, 7e, 7f,

## Merit Badge Program

Scouts will work on rank advancement through the Camp Buffalo Bill's Merit Badge Program, unless they registered to participate in the Yellowstone High Adventure Outpost Program. Your troop must sign up its Scouts for merit badges as part of the registration process. **Merit Badge registration will be through the same online system that you registered your troop for camp! Merit Badge Registration will open up May 1.**

Scouts in the merit badge program will attend four merit badge sections daily (Wednesdays excluded).

- Session A 9:00 AM - 10:15 AM
- Session B 10:30 AM – 11:45 PM
- Session C 1:45 PM - 3:00 PM
- Session D 3:15 PM- 4:30 PM

In some cases, it is possible to earn two merit badges during one session. In these cases, complementary merit badges (such as Indian Lore and Archaeology) are paired together.

There will be a meeting on Sunday evening for the Senior Patrol Leader and Scoutmaster from each troop to get to know the Directors and Counselors from each area of Camp. This will serve both as a meet-and-greet opportunity as well as a chance to make any last minute changes to a Scout's merit badge class schedule.

Scouts should arrive at their merit badge sessions on Mondays with appropriately-filled out blue cards for their badges. If they are attending a session including two badges, they will need to bring two blue cards for that session. Blue cards are on sale at the Trading Post, but troops may also want to bring them prepared from home.

### Open Program Area

Some scouts may wish to complete additional merit badges during Open Program Area, from 7-8:15 PM On Tuesday Evening. Please coordinate these efforts with each individual area director. Keep in mind that some merit badges, such as Art or Mammal Study, can easily be completed during a couple of Open Program Area slots. Other merit badges, such as Environmental Science or Canoeing, cannot be completed during such a limited time. In addition, if a scout is behind in a merit badge class, he can use Open Program Area to catch-up and get extra assistance. Normally, Open Program Area on Fridays is reserved for scouts who are completing merit badges from Sessions A, B, and C. Otherwise, scouts are free to visit an area and try out fun activities, such as canoeing, tomahawk-throwing, insect-pinning, and archery.

### Wednesday Merit Badges:

Merit badges on Wednesdays are available by appointment and based on demand. Please consult with the Program Director at the Scoutmaster meeting on Monday or Tuesday to set up a plan for your troop if you plan to stay in camp Wednesday. We are able to schedule open shoots at the ranges and open boating at the pond, as well as Wednesday editions of popular merit badges (usually shorter badges such as Mammal Study or Indian Lore). In recent years, we have also offered a few \*special\* merit badges on Wednesdays, such as Music and Moviemaking. We normally will not open an area for an individual scout on Wednesdays—please make sure that at least 3 or 4 scouts are interested in signing up for any given Wednesday activity.

## Age and Skill Requirements:

**Swim Checks.** In order to participate in any aquatics merit badge, a scout must arrive with a completed swim check. These swim checks CANNOT be completed upon arrival at camp. Scouts planning to use the pond should also bring water shoes (or old tennis shoes that can get wet).

The following badges have minimum age requirements:

- Chemistry (age 14)
- Fly Fishing (age 13)
- Metalwork (age 13)

A few badges also have prerequisites:

- Art: visit an art museum prior to arrival at camp
- Bird Study/Nature: build a bird feeder and observe the birds that visit it for one month
- Emergency Preparedness: scouts must already have the First Aid merit badge
- Woodcarving: Scouts must already have their Tot-n Chit.

A few merit badges cannot normally be completed at camp:

- Camping: requirements 9a, 9b cannot be completed at camp
- Emergency Preparedness: requirements 2c, 6c, 9a, 9b must be completed at home after camp

Several merit badges require scouts to bring their own supplies to camp:

- First Aid: bring own first aid kit to camp
- Fishing: bring own fishing gear to camp, Fishing kit available at trading post (~ \$35)
- Fly Fishing: bring own fly fishing gear to camp, Fly Fishing kit available at trading post (~ \$40)
- Metalwork: bring long pants and sturdy shoes to camp
- Photography: bring digital camera, connector cord, and memory card to camp
- Wilderness Survival: bring personal wilderness survival kit to camp

Please see the chart on the following page for specifics concerning each merit badge. Scouts should plan ahead to purchase the supplies for certain merit badges (handicrafts badges, Indian Lore/Archeology, Metalwork, and Archery) at the Trading Post. For some handicrafts badges, each scout can choose between several different kit options, affecting the total cost.

See the link below for current detailed requirements for each merit badge:

<https://www.scouting.org/programs/boy-scouts/advancement-and-awards/merit-badges/>

**MERIT BADGE OFFERINGS** \* Extra cost for these badges is variable for kit supplies available at the trading post.

Merit Badge	Program Area	Session	Cost*	Notes
Canoeing	Aquatics	A, B, C		bring completed swim check and water shoes (or old tennis shoes)
Rowing	Aquatics	A, C		bring completed swim check and water shoes (or old tennis shoes)
Fishing	Fishing	A, B, C		Fishing kit available at trading post; have own WY fishing license if 14 or older
Fly Fishing	Fishing	A, B, C		must be age 13 or older; fly fishing kit available at trading post; have own WY fishing license if 14 or older
Art	Multimedia Arts	A		visit an art museum before coming to camp
Chess	Multimedia Arts	B, D		
Game Design	Multimedia Arts	A, C		
Leatherwork	Multimedia Arts	B, D	\$4-\$17	
Photography	Multimedia Arts	A		bring digital camera, connector cord, and SD card to camp
Woodcarving	Multimedia Arts	C	\$4-\$6	must have Totin' chip prior to first class
Archaeology	Living History	A		pair with Indian lore
Indian Lore	Living History	A	\$13.75	pair with archaeology
Metalwork	Living History	B, C, D	\$1.75	must be age 13 or older; bring pants and sturdy shoes
Astronomy	Nature	A		
Bird Study	Nature	A		pair with mammal study; build a bird feeder and observe it for a month prior to camp
Chemistry	Nature	D		must be age 14 or older
<b>Env. Science</b>	Nature	B, C		<b>EAGLE REQUIRED BADGE</b>
Forestry	Nature	C		
Geology	Nature	B		pair with oceanography
Mammal Study	Nature	A		pair with bird study
Oceanography	Nature	B		Pair with geology
Soil & Water	Nature	D		pair with weather
Weather	Nature	D		pair with soil & water conservation
<b>Camping</b>	Outdoor Skills	A, D		<b>EAGLE REQUIRED BADGE</b> ; requirements 9a, 9b cannot be completed at camp
<b>Emergency Preparedness</b>	Outdoor Skills	B, D		<b>EAGLE REQUIRED BADGE</b> ; First aid is a prerequisite; requirements 2c, 6c, 9a, 9b must be completed after camp
<b>First Aid</b>	Outdoor Skills	A, C		<b>EAGLE REQUIRED BADGE</b> ; bring own first aid kit to camp
Geocaching	Outdoor Skills	B		
Orienteering	Outdoor Skills	C		
Pioneering	Outdoor Skills	A		
Search & Rescue	Outdoor Skills	C		
Wild. Survival	Outdoor Skills	D		bring personal survival kit to camp, supplies available at the trading post.
Archery	Shooting Sports	A, B, C, D	\$6	Arrow kit available at trading post.
Rifle	Shooting Sports	A, B, C, D		Free for in-class shooting \$2 per target w/ 10 rounds for any shooting outside of class time



2018 CBB – Week at a Glance – Subject to Change

2018 CBB Week at a Glance

	Sunday	Monday	Tuesday	Wednesday	Thursday	QA Friday	Saturday			
5:30	Showerhouse									
Adult										
6:00	Youth Staff						Campsite Cleanup, Checkout 6:30-9:00			
6:30										
7:00	Youth	Polar Bear 06:30	Polar Bear 06:30	Flags 7:30	Polar Bear 06:30	Polar Bear 06:30	Flags & Continental Breakfast 7:30			
7:30		Camp Staff Off Duty	MB Section A 9:00-10:15	MB Section A 9:00-10:15	9:00 Program areas open by appointment	MB Section A 9:00-10:15				
8:00								MB Section B 10:30-11:45 SM Mfg 11:00	MB Section B 10:30-11:45 SM Mfg 11:00	MB Section B 10:30-11:45 SM Mfg 11:00
8:30								MB Section C 1:45-3:00	MB Section C 1:45-3:00	MB Section C 1:45-3:00
9:00	Adult	Camp Staff Off Duty	MB Section D 3:15-4:30	MB Section D 3:15-4:30	1:45 Program areas open by appointment	MB Section D 3:15-4:30	MB Section D 3:15-4:30			
9:30										
10:00	Youth	Camp Staff Off Duty	MB Section C 1:45-3:00	MB Section C 1:45-3:00	Free Time 4:30-5:15	MB Section C 1:45-3:00	Camp Staff off Duty			
10:30										
11:00	Youth	Camp Staff Off Duty	MB Section D 3:15-4:30	MB Section D 3:15-4:30	Assembly 12:30	MB Section D 3:15-4:30				
11:30										
12:00	Youth	Camp Staff Off Duty	MB Section A 9:00-10:15	MB Section A 9:00-10:15	Lunch 12:45	MB Section A 9:00-10:15				
12:30										
1:00	Youth	Camp Staff Off Duty	MB Section B 10:30-11:45 SM Mfg 11:00	MB Section B 10:30-11:45 SM Mfg 11:00	Dinner 5:45	MB Section B 10:30-11:45 SM Mfg 11:00				
1:30										
2:00	Youth	Camp Staff Off Duty	MB Section C 1:45-3:00	MB Section C 1:45-3:00	Dinner 6:15	MB Section C 1:45-3:00				
2:30										
3:00	Youth	Camp Staff Off Duty	MB Section D 3:15-4:30	MB Section D 3:15-4:30	Dinner 6:15	MB Section D 3:15-4:30				
3:30										
4:00	Youth	Camp Staff Off Duty	MB Section A 9:00-10:15	MB Section A 9:00-10:15	Dinner 6:15	MB Section A 9:00-10:15				
4:30										
5:00	Youth	Camp Staff Off Duty	MB Section B 10:30-11:45 SM Mfg 11:00	MB Section B 10:30-11:45 SM Mfg 11:00	Dinner 6:15	MB Section B 10:30-11:45 SM Mfg 11:00				
5:30										
6:00	Youth	Camp Staff Off Duty	MB Section C 1:45-3:00	MB Section C 1:45-3:00	Dinner 6:15	MB Section C 1:45-3:00				
6:30										
7:00	Youth	Camp Staff Off Duty	MB Section D 3:15-4:30	MB Section D 3:15-4:30	Dinner 6:15	MB Section D 3:15-4:30				
7:30										
8:00	Youth	Camp Staff Off Duty	MB Section A 9:00-10:15	MB Section A 9:00-10:15	Dinner 6:15	MB Section A 9:00-10:15				
8:30										
9:00	Youth Staff	Camp Staff Off Duty	MB Section B 10:30-11:45 SM Mfg 11:00	MB Section B 10:30-11:45 SM Mfg 11:00	Dinner 6:15	MB Section B 10:30-11:45 SM Mfg 11:00				
9:30										
10:00	Adult	Camp Staff Off Duty	MB Section C 1:45-3:00	MB Section C 1:45-3:00	Dinner 6:15	MB Section C 1:45-3:00				
10:30										
	Closed!				Quiet Hours 10:00-06:30					
	Closed!				Lights Out! 10:30					

## Individual Equipment\*

### **Suggested Equipment**

- Air Mattress or pad
- Canteens or water bottles (1 quart each)
- Comb
- Flashlight/Headlamp & extra batteries
- Official Scout Field Uniform
- OA Sash
- Hat
- Hiking boots
- Sunscreen
- Insect repellent
- Jacket or sweater
- BSA Annual Health & Medical Record
- Merit badge supplies
- Pack or duffel bag
- Pajamas
- Pants
- Pencil & notebook
- Pocket knife
- Scout Handbook
- Shirts
- Sleeping bag
- Soap
- Socks
- Spending money (\$50.00 suggested)

- Swimsuit
- T-shirts
- Toothbrush and toothpaste
- Towels and washcloth
- Underwear

### **Optional Gear**

- Compass
- Fishing gear
- Laundry bag
- Photo gear
- Sewing kit
- Sharpening stone
- Sunglasses

### **Leave at Home**

- Sheath knives
- Fireworks
- Firearms/ammunition
- Wrist rockets
- Radios, Walkie-Talkies
- CD/MP3 Players
- Video games

**\* Mark all equipment and clothing with your name and troop number.**

\* This is not an all inclusive list and is provided only as a guide.

\* High Adventure Participants should consult the packing list in the YHAO Guidebook (available on website)

### Suggested Troop Equipment

- Lanterns & Fuel
- Large Troop Shade/Rain Fly or Tarp
- Blue Cards or Merit Badge Check Sheets
- Dutch Oven(s)
- Special ingredients for Scoutmaster Dutch Oven Dessert Cookoff
- Sunscreen
- Bug Spray
- Sewing/Repair Kit
- Troop First Aid Kit

- Duct Tape
- Parachute Cord
- Pioneering Rope
- Troop Axe & Bow Saw
- Matches
- Set of Two Way Radios
- Favorite Song & Campfire Skit
- Pack or duffel bag
- Sharpie Markers
-

# Camp Map

