



Life-to-Eagle Seminar

March 22, 2022

Dave Durham, Council Eagle Scout Coordinator



BOY SCOUTS OF AMERICA®
MOUNTAINEER AREA COUNCIL




Prepared. For Life.®

Seminar Purpose

To empower Scouts, parents, Scoutmasters, and other mentors and supporters to feel comfortable to travel the remaining road ahead after a Scout earns Life rank.


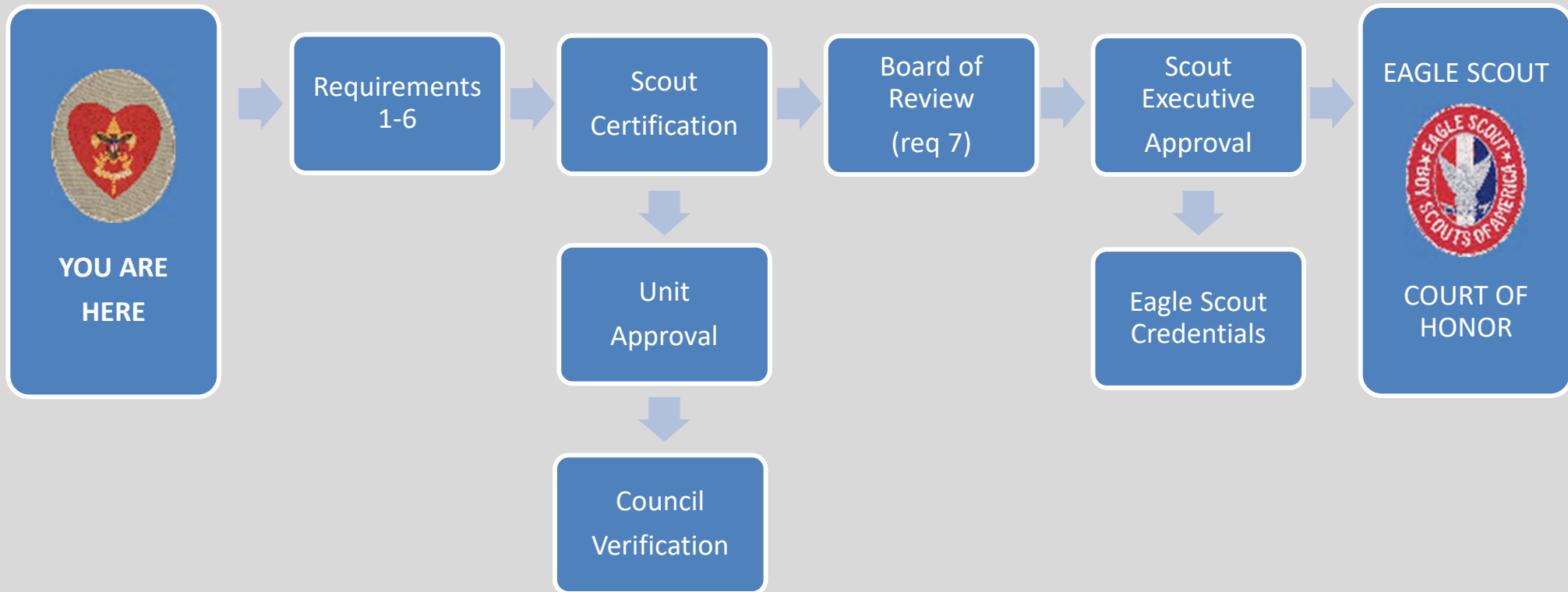


BOY SCOUTS OF AMERICA®
MOUNTAINEER AREA COUNCIL




Prepared. For Life.®

Eagle Scout Process Overview



Eagle Scout Requirement Overview

Requirement 1




Requirements
1-6

Be active in your troop, crew, or ship for at least six months as a Life Scout.




BOY SCOUTS OF AMERICA®
MOUNTAINEER AREA COUNCIL



Prepared. For Life.®

Eagle Scout Requirement Overview

Requirement 2




Requirements
1-6

As a Life Scout, demonstrate that you live by the principles of the Scout Oath and Scout Law in your everyday life and tell how you have done your duty to God. List the names of individuals who know you personally and would be willing to provide a recommendation on your behalf.




BOY SCOUTS OF AMERICA®
MOUNTAINEER AREA COUNCIL



Prepared. For Life.®

Eagle Scout Requirement Overview



Requirements
1-6

Requirement 3


Earn a total of 21 merit badges.

required merit badges:

1. *Camping*
2. *Citizenship in the Community*
3. *Citizenship in the Nation*
4. *Citizenship in the World*
5. *Communication*
6. *Cooking*
7. *Emergency Preparedness **OR** Lifesaving*
8. *Environmental Science **OR** Sustainability*
9. *First Aid*
10. *Swimming **OR** Hiking **OR** Cycling*
11. *Personal Management*
12. *Personal Fitness*
13. *Family Life*
14. *Citizenship in Society (as of 7/1/22)*




BOY SCOUTS OF AMERICA®
MOUNTAINEER AREA COUNCIL



Prepared. For Life.®

Eagle Scout Requirement Overview



Requirements
1-6

Requirement 4

While a Life Scout, serve actively in your unit for a period of six months in one or more of the following positions of responsibility.

Scout troop:

Patrol leader, assistant senior patrol leader, senior patrol leader, troop guide, Order of the Arrow troop representative, den chief, scribe, librarian, historian, quartermaster, junior assistant Scoutmaster, chaplain aide, instructor, webmaster, outdoor ethics guide




BOY SCOUTS OF AMERICA®
MOUNTAINEER AREA COUNCIL



Prepared. For Life.®

Eagle Scout Requirement Overview

Requirement 5




Requirements
1-6

While a Life Scout, plan, develop, and give leadership to others in a service project helpful to any religious institution, any school, or your community.



BOY SCOUTS OF AMERICA®
MOUNTAINEER AREA COUNCIL




Prepared. For Life.®



Why do a Service Project?

The goals of the Eagle Scout Service Project:

- Demonstrate Leadership
- Teach Planning and Problem Solving
- Create a Lasting Impact on your Community



1

Download the Workbook


[Eagle Scout Service Project Workbook](#)



****NOTE:** Make sure it is the latest version!



BOY SCOUTS OF AMERICA®
MOUNTAINEER AREA COUNCIL



Prepared. For Life.®

2

Think of a Service Project

The Service Project must benefit:




**Public / Greater
Community**



**Religious
Organization**



School





Service Project Idea Generator

MY PROJECT FINDER


<http://www.myprojectfinder.com/>



This is a cool website!



BOY SCOUTS OF AMERICA®
MOUNTAINEER AREA COUNCIL




Prepared. For Life.®

3

Meet the Project's Beneficiary




- Discuss with the beneficiary if your project fits their organization's needs, goals, and limitations.
- Find out if there are any special requirements or processes that your project must accommodate.
- Talk about any possible available resources, safety concerns, and/or time constrictions that could be related to your project.
- The beneficiary must approve the project.





Optional Project Coach

- Serves as an advisor, consultant, and mentor to the Scout throughout the project.
- Acts in an informational capacity to encourage the Scout to better plan out their project, secure resources, and to make informed decisions.
- The Project Coach must be registered with the BSA and be [approved by](#) the Scout's Troop and Council Advancement Committee Representative.




4

Develop a Project Proposal




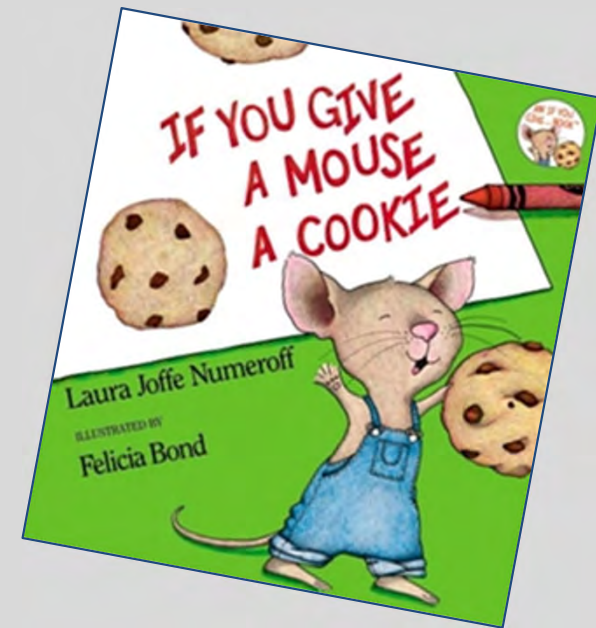
- Complete the project proposal section of the Eagle Scout Service Project Workbook.
- Outline a budget, list of supplies, work assignments, and timeline.
- Plan for logistics, project phases, possible safety issues, and recruiting people to help.





Define Project Scope

- Sets the goal of the project.
- Understand what are your project's limitations and constraints.
- Define what qualifies the project as a success.






Plan Project Deliverables

Project Phases

Think of your project in terms of phases and list what they might be. The first might be to complete your final plan. Others might include fundraising, preparation, execution, and reporting. You may have as many phases as you want, but it is not necessary to become overly complicated.

1. Get support and permission for project
2. Scoutmaster and Council approval
3. Clean fallen limbs, leaves, etc. surrounding and on top of the Petroglyph site.
4. Develop final site/structure plan and get approvals (Also approval from the Opel Family!)
5. Get donations - Get the materials!
6. Plan for work day - Confirm it with the Opels'
7. Work day- Build Structure!
8. Follow up work day






Creating a Timeline

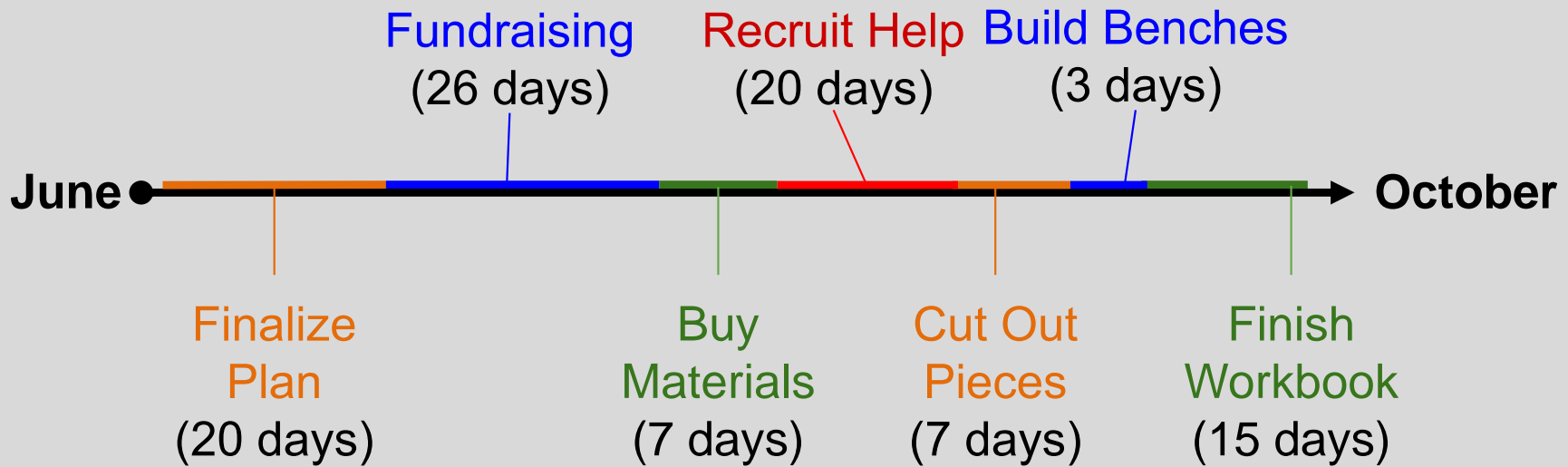
Things to consider:

- Possible weather conditions
- Availability of people and resources
- Outside factors (ie: 18th Birthday)
- Build in extra time for flexibility






Example Timeline



When do you plan to begin work on the project? June 20XX
How long do you think it will take to complete? 4 months






Project Resources




- For each part of your project phase, think of how many people you will need to meet the timeline.
- Strategize how to recruit the necessary amount of people.
- Determine what tools the people will need to be successful.
- Think of the logistics for people, tools, and materials.





Drafting a Budget

<u>Materials</u>		
Quantity (per bench)	Name	cost
3	2x4x8	\$3.30
2	2x8x8	\$7.00
1	4x4x8	\$8.00
6	All thread 6'	\$10.00
½	Cement 80 lbs.	\$3.50
½	Gravel 1 ton	\$20.00
18	Washers (20)	\$4.00
6	Nut	\$0.16
Total price for <u>one</u> bench		= \$108
Three Benches		= \$325






Be Aware of BSA Regulations

[Guide to Safe Scouting](#)


[Eagle Scout Service Project Fundraising Application](#)



***NOTE: Make sure they are the latest version!*



BOY SCOUTS OF AMERICA®
MOUNTAINEER AREA COUNCIL




Prepared. For Life.®



Extra Credit

Things to do up front that can help improve the project:

- Draft blueprints, layout, or build a model.
- Take “before” pictures of the project area.
- Write a To-Do checklist
- Keep everything in a binder or folder




5

Present Proposal to Troop




- Discuss your project proposal with your Scoutmaster.
- Present your project proposal to your Troop Committee.
- Rework your project proposal based on any suggestions or feedback.
- Get approval from both your Scoutmaster and Troop Committee to do the project.



6 Present Proposal to District Rep.



- Schedule an appointment with your designated District Advancement Committee Representative.
- Discuss your project proposal with the District Representative.
- Rework your project proposal based on any suggestions or feedback.
- Get approval from the District Representative to do the project.



7

Conduct the Service Project

Congratulations, now you can start the project:

- Follow your Project Plan.
- Keep the Beneficiary and Troop updated.
- Record everything and take lots of pictures.
- Enjoy the experience.





Plan for Safety Contingencies

Consider and plan for all possible issues from:

- Environmental hazards.
- Improper use of equipment.
- Personal medical conditions and allergies.
- Emergency situations.
- Common everyday injuries.






Extra Credit

Great things to do during your project:

- Keep all notes, letters, receipts, and documents in the same place.
- Take tons of pictures.
- Track individuals attendance and hours worked.
- Provide food and a cheerful atmosphere.
- Provided frequent communications




8

Finish the Project Workbook




- Complete every section of the Eagle Scout Service Project Workbook.
- Finalize any outstanding financial obligations. The project cannot turn a profit.
- Reflect on the lessons learned from the project. Think about any experiences when the project did not go as originally planned.



Eagle Scout Requirement Overview

Requirement 6




Requirements
1-6

While a Life Scout, participate in a unit leader conference.

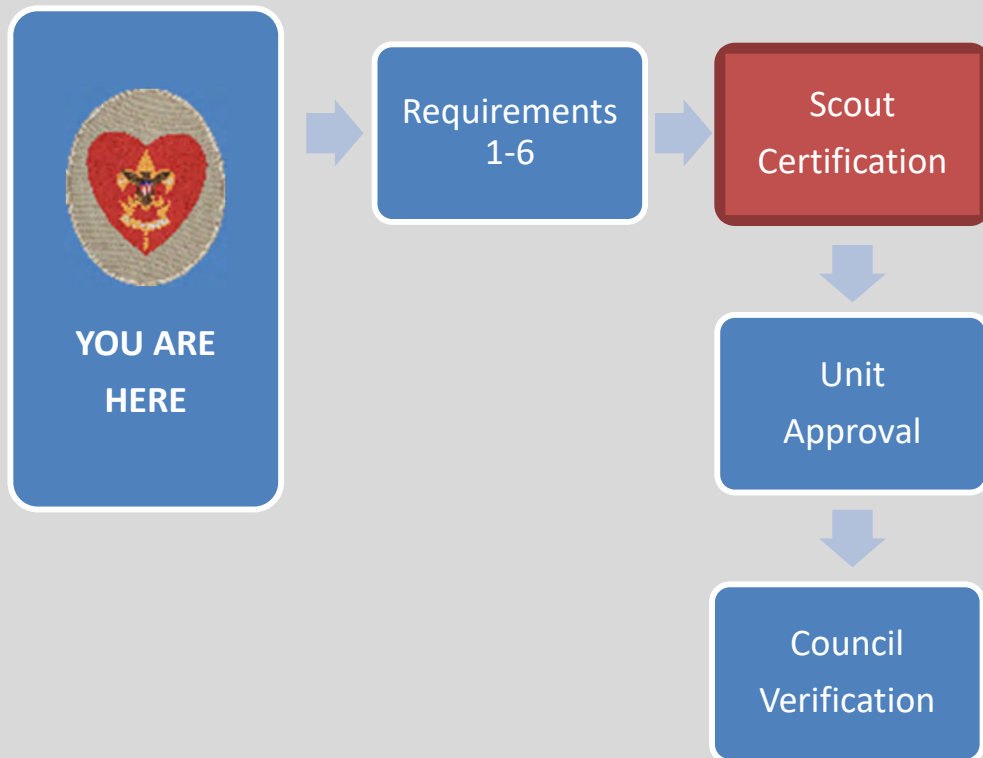


BOY SCOUTS OF AMERICA®
MOUNTAINEER AREA COUNCIL



Prepared. For Life.®

Approvals & Verifications




“On my honor as a Scout...”

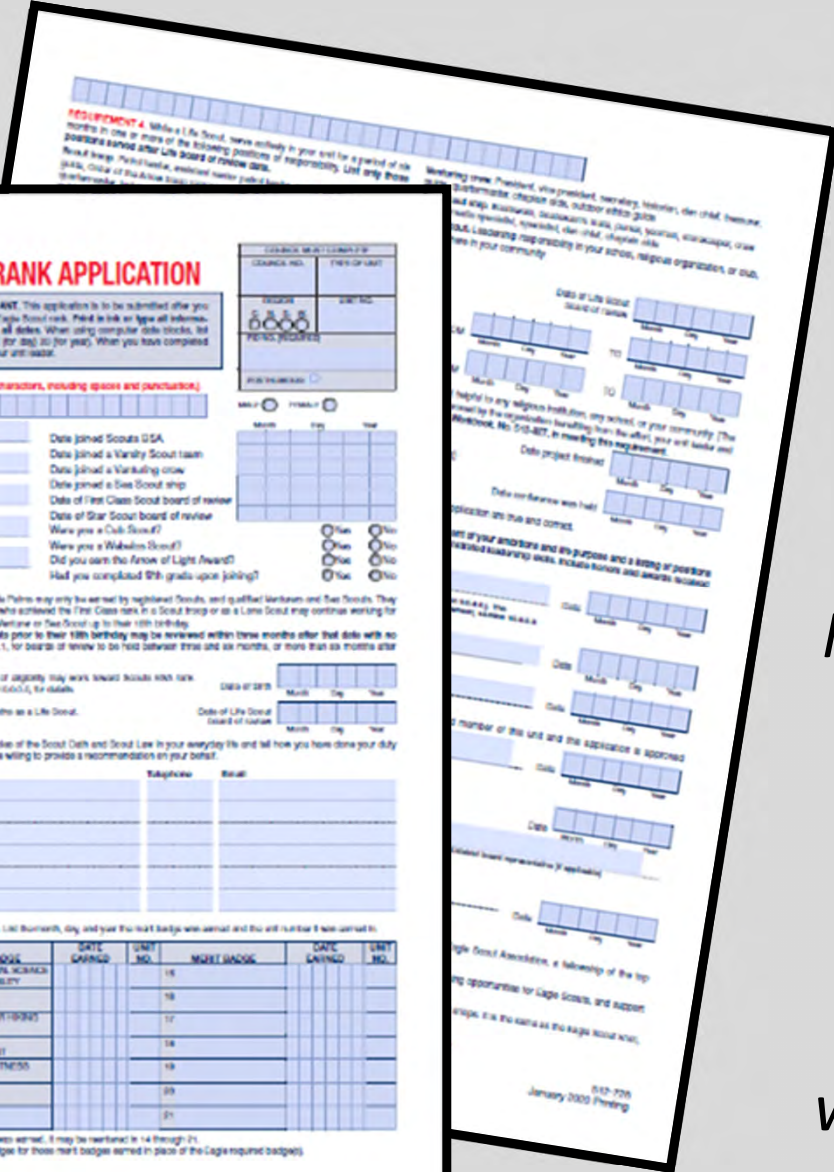
- Verify all requirements were completed prior to your 18th birthday
- Complete a statement of your **“ambitions and life purpose”** and a **“listing of positions held...”**




BOY SCOUTS OF AMERICA®
MOUNTAINEER AREA COUNCIL



Prepared. For Life.®





EAGLE SCOUT RANK APPLICATION

TO THE EAGLE SCOUT RANK APPLICANT: This application is to be submitted after you have completed all requirements for the Eagle Scout rank. **Please** be sure to fill in all information. List the month, day, and year for all dates. When using computer date blocks, list the date July 6, 2005 as 07 for July 06 for day 00 for year. When you have completed the application, sign it and submit it to your unit leader.

REGISTRATION INFORMATION

Full legal name (Last, first, middle, and initials): _____

Street address of U.S. home: _____
 City, state, zip: _____
 Telephone (including area code): _____
 E-mail: _____
 Date joined Scouts USA: _____
 Date joined a Varsity Scout team: _____
 Date joined a Varsity Scout crew: _____
 Date joined a Sea Scout ship: _____
 Date of first class board of review: _____
 Date of Star Scout board of review: _____
 Were you a Cub Scout? Yes No
 Were you a Webelos Scout? Yes No
 Did you earn the Arrow of Light Award? Yes No
 Had you completed 8th grade upon joining? Yes No

ADULT REQUIREMENT 1: ELIGIBILITY Merit badge, badge of rank, and Eagle Palms may only be earned by registered Scouts, and qualified Venturers and Sea Scouts. They may earn these awards until their 18th birthday. Any Venturer or Sea Scout who achieved the First Class rank in a Scout troop or as a Life Scout may continue working for the Star, Life, and Eagle Scout ranks and Eagle Palms while registered as a Venturer or Sea Scout up to their 18th birthday. Scouts, Venturers, and Sea Scouts who have completed all requirements prior to their 18th birthday may be reviewed within three months after that date with no expansion. Refer to the Guide to Advancement, No. 32046, section 4.0.1, for boards of review to be held between three and six months, or more than six months after the 18th birthday.

ADULT REQUIREMENT 2: LIFE SCOUT A Scout, Venturer, or Sea Scout approved to be registered beyond the age of majority may work toward Scouts USA rank advancement after their 18th birthday. See the Guide to Advancement, section 1000.1, for details.

ADULT REQUIREMENT 3: LIFE SCOUT Do active in your troop, crew, or ship for at least six months as a Life Scout.

ADULT REQUIREMENT 4: LIFE SCOUT As a Life Scout, demonstrate that you live by the principles of the Scout Oath and Scout Law in your everyday life and tell how you have done your duty to God. List the names of individuals who know you personally and would be willing to provide a recommendation on your behalf.

Name	Address	Telephone	Email
Parents/guardians			
Religious			
Educational			
Employer (if any)			
Two other references			

ADULT REQUIREMENT 5: MERIT BADGES Earn a total of 21 merit badges (except badges as noted). List the merit badge name, unit, and date earned. The unit number is not earned to:

MERIT BADGE	DATE EARNED	UNIT NO.	MERIT BADGE	DATE EARNED	UNIT NO.	MERIT BADGE	DATE EARNED	UNIT NO.
1. GAMING			9. HONORABLE SERVICE OR RESPONSIBILITY		16			
2. CITIZENSHIP IN THE COMMUNITY			10. FIRST AID		18			
3. CITIZENSHIP IN THE NATION			11. CYCLES OF CHANGING		17			
4. CITIZENSHIP IN THE WORLD			12. FINANCIAL MANAGEMENT		19			
5. COMMUNICATION			13. PERSONAL FITNESS		20			
6. COOKING			14. FAMILY LIFE		21			
7. EMERGENCY PREPAREDNESS/ DISASTER RELIEF								
8. EXPLORATION								

Cover all 21 merit badges not earned. If a covered badge is earned, it is covered by the unit number. It may be worked on in 14 through 21. You must attach the Application for Alternative Eagle Scout Rank Merit Badges for those merit badges earned in place of the Eagle Scout rank.

BOY SCOUTS OF AMERICA

Note: Be sure to use the current application form.

Can be found at www.scouting.org/forms

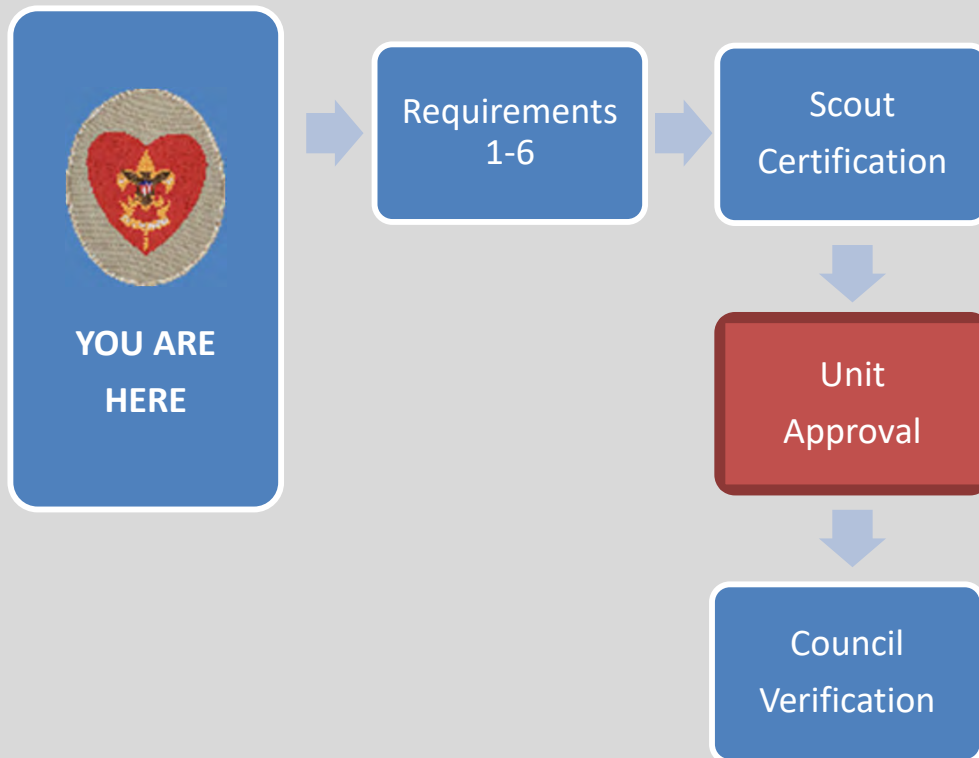


BOY SCOUTS OF AMERICA®
MOUNTAINEER AREA COUNCIL



Prepared. For Life.®


Approvals & Verifications



Signatures of the
UNIT LEADER and
COMMITTEE CHAIR
represent approval for the
candidate to move on to a
board of review.

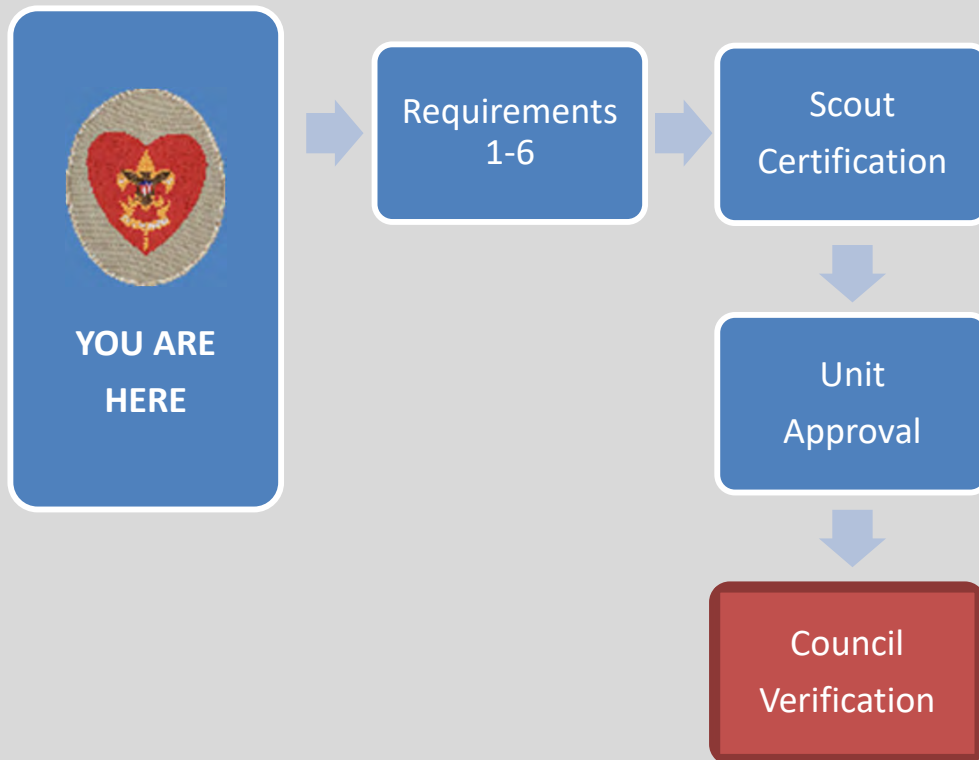


BOY SCOUTS OF AMERICA®
MOUNTAINEER AREA COUNCIL



Prepared. For Life.®

Approvals & Verifications




To be submitted:

1. Eagle Scout Rank Application
2. Eagle Scout Service Project Workbook
3. Statement of Ambitions and Life Purpose
4. Listing of Positions, Honors, Awards
 - *(optional) Supporting documents for Eagle Scout Service Project*
 - *(optional) Sealed Reference Letters Obtained*



BOY SCOUTS OF AMERICA®
MOUNTAINEER AREA COUNCIL

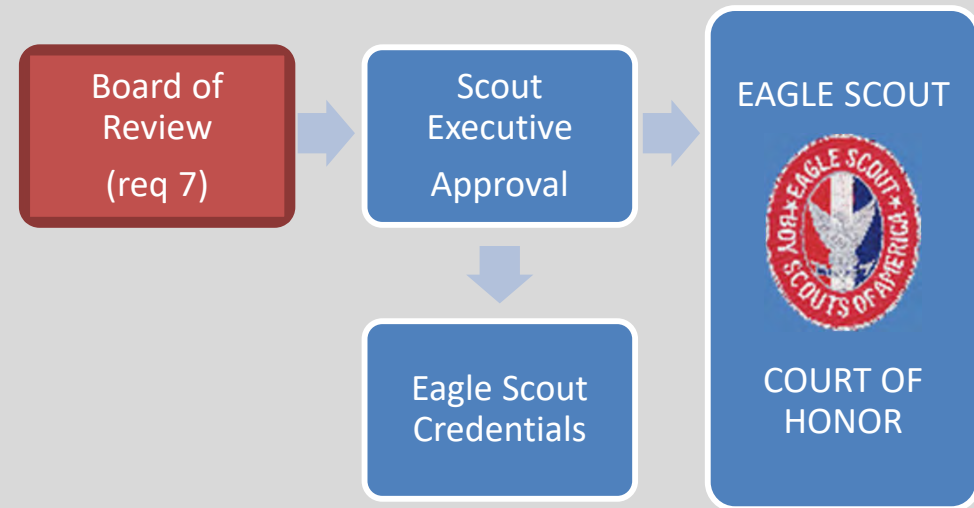


Prepared. For Life.®


Eagle Scout Requirement Overview

Requirement 7

Successfully complete your board of review for the Eagle Scout rank.



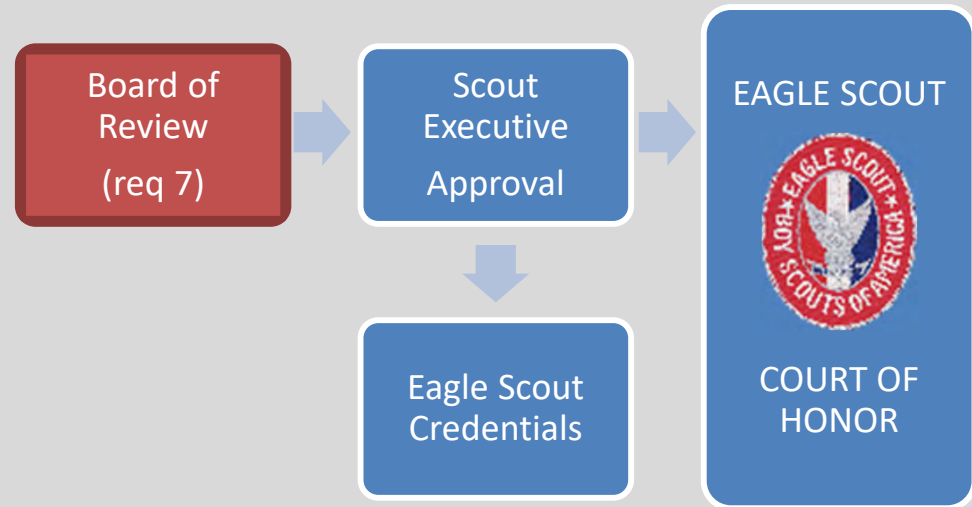
BOY SCOUTS OF AMERICA®
MOUNTAINEER AREA COUNCIL




Prepared. For Life.®

The Final Requirement!

YOU ARE HERE



BOY SCOUTS OF AMERICA®
MOUNTAINEER AREA COUNCIL


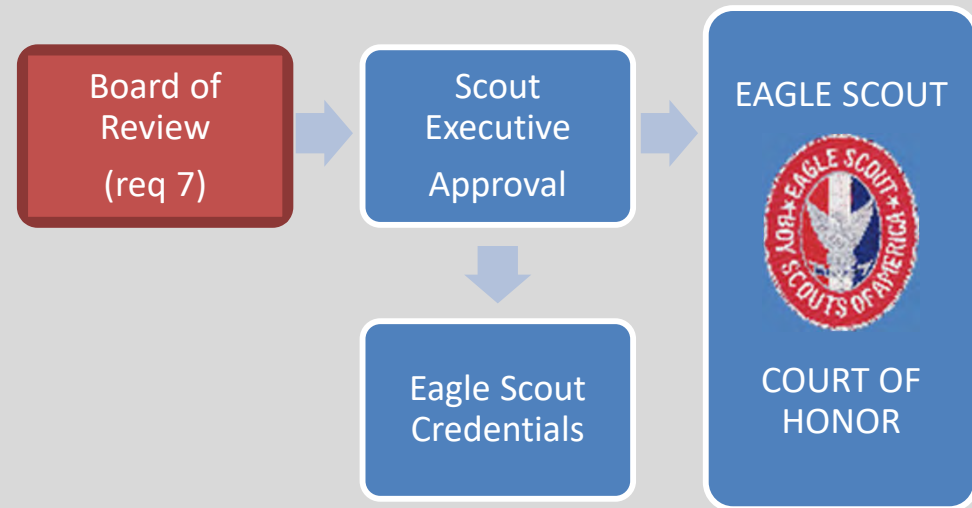


Prepared. For Life.®


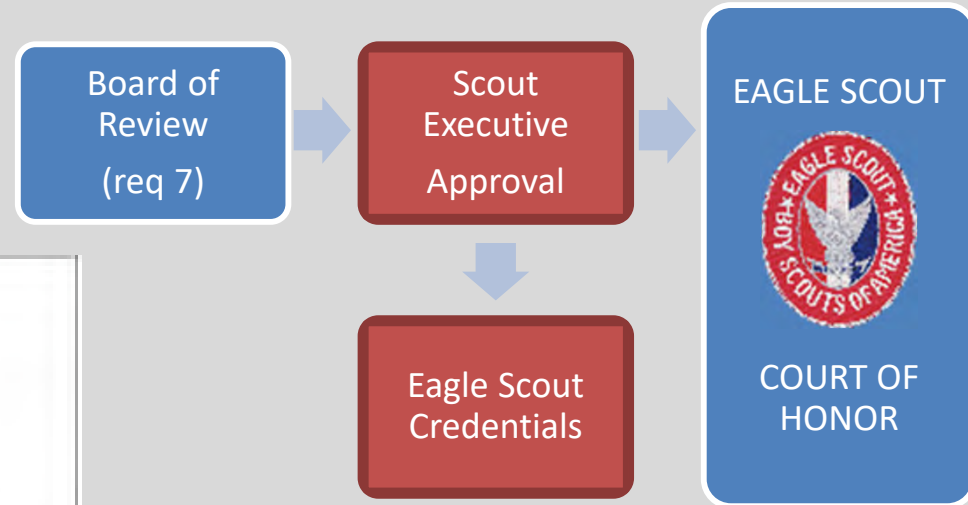
The Final Requirement!

What to Expect

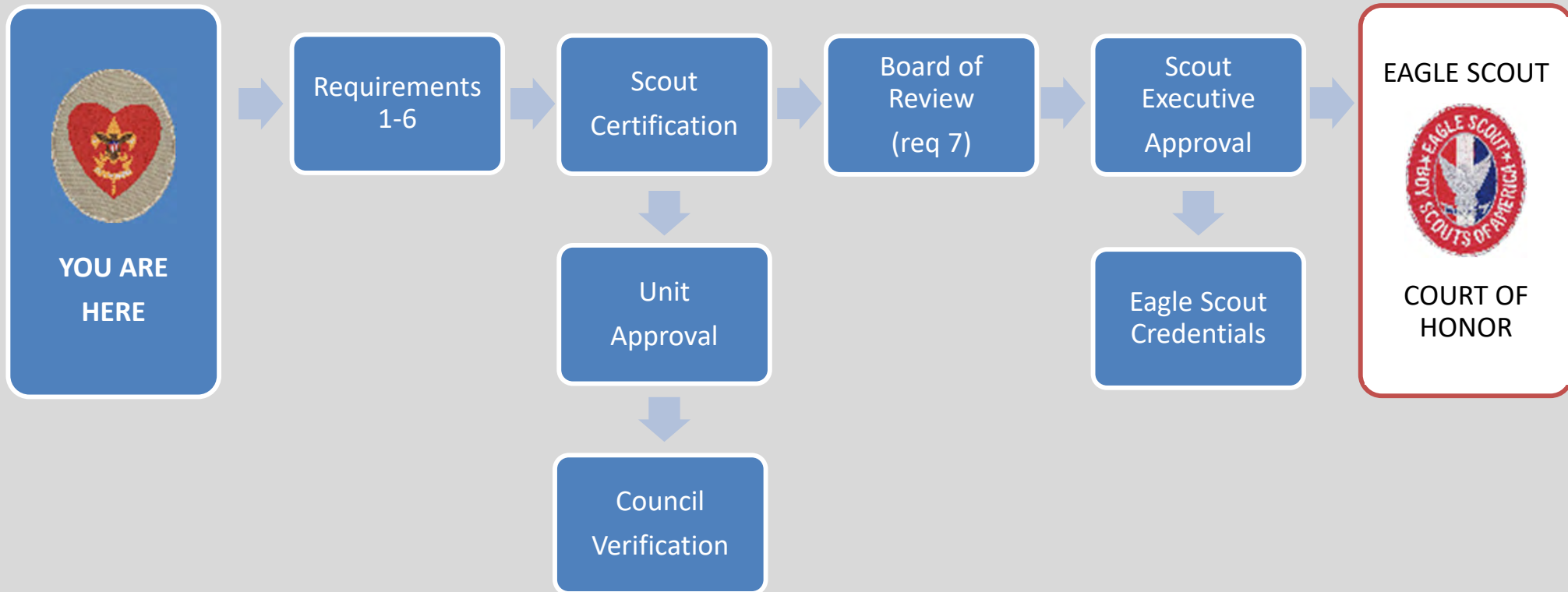
- Date, Time, Location
- Board Members
- Review Structure
- Your Part




Eagle Scout Process Overview



Congratulations!



BOY SCOUTS OF AMERICA®
MOUNTAINEER AREA COUNCIL




Prepared. For Life.®

The Court of Honor



BOY SCOUTS OF AMERICA®
MOUNTAINEER AREA COUNCIL



Prepared. For Life.®

What Do You Do?


- Opening Ceremony
- Presentation of Eagle Scout Badge
- Presentation of Parent's Pins, Mentor Pin(s)
- The Eagle Scout Charge
- Read Selection of Congratulatory Letters
- Special Presentations
- Words by New Eagle Scout
- Refreshments



<https://troopresources.scouting.org/eagle-courts-of-honor/>



BOY SCOUTS OF AMERICA®
MOUNTAINEER AREA COUNCIL




Prepared. For Life.®

Who Can You Invite?

- Eagle Scout's Family and Friends
- Eagle Scout's Unit (Adults and Youth)
- Eagle Scout Board of Review Members
- Unit's Chartering Organization Head
- District & Council Scouting Contacts
- Local Dignitaries
- Eagle Scout's Personal Mentors (school, sports, etc)




BOY SCOUTS OF AMERICA®
MOUNTAINEER AREA COUNCIL



Prepared. For Life.®

What's Next?

- National Eagle Scout Association (NESA)
- Scholarship Opportunities
- Enlisted Military Promotion
- Resume Booster



BOY SCOUTS OF AMERICA®
MOUNTAINEER AREA COUNCIL



Prepared. For Life.®

Questions?


Eagle Scout Service Project Workbook

Eagle Scout Rank Application

www.scouting.org/forms



BOY SCOUTS OF AMERICA®
MOUNTAINEER AREA COUNCIL



Prepared. For Life.®