

# 2025: FAR FAR AWAY



LEADER & PARENT GUIDE 2025  
CAMP GRIZZLY  
INLAND NORTHWEST COUNCIL



*Hello Parents and Leaders!*

*Welcome to Camp Far, Far Away!*

Welcome to Camp Grizzly

Cub Overnight Camp can be one of the greatest adventures in a scout's life. Every day will bring new adventures in the Kingdom of Far Far Away that will live on in your scout's memory for a long time! Scouting is meant to take place in the outdoors as much as possible. When you strip away many of the creature comforts that we have become accustomed to on a daily basis—what you are left with is a time and place where scouts are learning to share responsibilities and learning to live alongside each other. A place where all of the learning and skills practiced in den and pack meetings can make its purpose known and can be enthusiastically practiced.

Slowing down and spending time outdoors helps all of us, but particularly the young and growing minds of cub scouts, to appreciate the beauty and grandeur that surrounds us in the outdoors. To learn about all of the fun activities and skills we can do away from our digital devices and to learn how to be comfortable and enjoy nearly any time and place that we may one day find ourselves. A scout is cheerful, after all!

Completing adventures and advancing in rank are important methods of cub scouting and are woven into the fabric of summer camp but what keeps scouts coming back for more is that Cub Scouting is FUN! This is the primary focus of your time in Far Far Away and our staff has developed a program that gives scouts the opportunity to complete adventure requirements while having FUN exploring all of the activities that camp has to offer.

Through immersing yourselves in our fantasy kingdom for a few days, your scouts will have many moments of learning. These moments may be small or phenomenally momentous! Regardless of the specific learning and growth they do during your session of 2025: Camp Far Far Away, they will walk away with memories to last a lifetime that will influence what kind of person they become someday!

This guide is meant to answer many frequently asked questions about life at Cub Overnight Camp. While we are fairly certain we have covered everything, if you have further questions, you can contact me at [Margaret.Parsley@scouting.org](mailto:Margaret.Parsley@scouting.org) or 509-242-8242.

We look forward to our time together visiting the Kingdom of Far Far Away this summer!

*Margaret Parsley*


Margaret Parsley  
Camp Director



# 2025: FAR, FAR AWAY - THE GROWNUP GUIDE

## TABLE OF CONTENTS

Registration Information .....	3	Safety Notes .....	13
Pre-camp Information .....	4-5	Wildlife	
Pack leadership in camp		Dehydration and Overheating	
Camp Contact Information		Camp Rules .....	14
Medical Forms & Medication			
Special and Dietary Needs			
Dining Hall Menu		Appendix	
Location and Directions .....	6	Sample Schedule .....	I
Arriving at Camp .....	7-8	Sample Rotation Schedule .....	II
Things to Bring for Check-in		Sample Map .....	III
Arrival			
Unloading and Gear Transport			
Entry Portal			
Shooting Sports Orientation			
Camp Tour			
Swim Checks			
Early/Late arrival			
Mid-session check-in/out			
What to Bring to Camp .....	9		
General Camp Information .....	10-12		
Mail at camp			
Campsites			
Visitors			
Lost and Found			
Program Activities &			
Advancement Opportunities			
Trading Post			
Health and Safety			
Pet Policy			
Swimwear			
Internet and Phone			
Special Needs			
Trash & Recycling			
Checkout			



Camp Grizzly is proud to be a  
BSA Nationally Accredited Camp



## Registration

Registrations may be made as a unit or as family groups regardless of whether your unit is attending as a group or it's just your family. Registrations must be made online from the Inland Northwest Council Website: [www.nwscouts.org](http://www.nwscouts.org). A non-refundable deposit of \$50 is due for each youth to secure their spot at the time of registration if registering by April 6. Payment in full is due no later than June 14th.

## 2025 Session Dates

Session 1	Thursday, July 10-Sunday, July 13	Youth Price: \$250
Session 2	Wednesday, July 16-Saturday July 19	Adult Price: \$150

## Camperships

Camp Scholarships (Camperships) are available for scouts in the Inland Northwest Council who may otherwise be unable to attend camp. No scout should be left at home because family finances are tight! Packs are encouraged to provide money earning projects such as popcorn and camp card sales to help scouts to earn their own way. If a scout still has a financial need, a pack leader may assist in submitting our Council Campership form. (Available from the Camp Registration Page). Applications are due no later than the first Friday in May.

## Inland Northwest Council Refund Policy

The Inland Northwest Council staff and volunteers are committed to providing opportunities for youth to adventure, learn, and lead. The Council uses registration data to provide the best program and adequate supplies. Thank you for your understanding. To request a refund, ask questions, or discuss mitigating circumstances, please email the professional staff advisor for the event.

- ◇ If the cancellation is made at least 90 days in advance of the event start date, registrant will receive a 75% refund.
- ◇ If the cancellation is made 30-89 days in advance of the event start date, registrant will receive a 50% refund.
- ◇ If the cancellation is made 14-29 days in advance of the event start date, registrant will receive a 25% refund.
- ◇ No refunds are provided for cancellations made less than 14 days in advance of the event start date.

*Being sent home for cause or disciplinary action does not constitute a reason for a refund.*

*For cancellations because of medical reasons, a medical certificate is requested, and fees will be waived.*

*For cancellations because of family emergencies – a death in the family or a major unseen event, a statement from the family is needed and fees may be waived.*

*If for any reason a participant youth or adult is removed for cause, violation of camp rules, or fails to provide any required medical forms or registration documentation, there will not be any reimbursement.*

*Requesting refunds is the responsibility of the unit leadership.*

***The Inland Northwest Council retains final decision authority on all refunds.***



## Pack Leadership in Camp

Adult leaders are responsible for monitoring the behavior of youth Scout members. BSA's Youth Protection Guidelines provide that a minimum standard of two leaders on all unit trips and outings be followed. Two registered adult leaders, who must be at least 21 years of age, are required. All units with female youth attending must have a female registered adult leader in attendance. At resident camp, a parent or legal guardian of either gender may accompany their own child, regardless of gender, as a family. Scouts and parents attending without the rest of their unit may register for and attend camp as a family unit. Adults attending with a scout must be a legal guardian or must be registered as an adult leader within the child's unit.

For resident camp we recommend that there be at least 1 adult for every 5 Scouts. Units are strongly encouraged to bring more than the minimum leaders required. Tiger Cubs (scouts entering 1st grade in the fall) must be accompanied by a parent or guardian.

It is important wherever possible that at least one of your pack leaders remain at Camp Grizzly for the entire session, otherwise your camp experience may lack consistency and continuity. There is time spent the first day at camp explaining the program, its operations and camp facilities and policies. There are also daily Adult Leader meetings to keep all units up to date on any changes or adjustments and to keep up to date on any issues that may occur. If key leaders change every day, newly arrived leaders may not know their role or what to expect while at camp.

## Camp Contact Information

### Camp Director

Margaret Parsley

Office: 509-242-8242

Email: [Margaret.Parsley@scouting.org](mailto:Margaret.Parsley@scouting.org)

### Business Manager

Geoffrey Latner

Office: 509-242-8236

Email: [Geoffrey.Latner@scouting.org](mailto:Geoffrey.Latner@scouting.org)



## Medical Forms and Medications

Each participant will need to have their Medical form Parts A and B in hand as well as any medications in original containers. Make sure everyone coming to camp has a completed AB Medical Form. (available online through your registration portal) If attending as a unit, it can be helpful to present all of the medical forms together at check-in. Preparing to do so also allows you to confirm everyone has a form before leaving home!

All prescription medications must be locked up while in camp. If units do not bring their own lockable storage for keeping medications at their campsite, medications may be stored at the First Aid station with the medical staff. Refrigeration is also available at the First Aid station for those whose medication needs to be kept cool, such as insulin.

The only exception is for life-threatening conditions, such as severe allergies. Medications for these (such as an inhaler or EpiPen) should be carried and self-administered as instructed by a personal physician.

Summer Camp is not a recommended time for a medication holiday: If your child has a medication that supports success at school, they will do best with those medications to support success at camp.

Any dietary or medical needs should be addressed by including appropriate items on the medical form and also filling out the medical or dietary needs section of each participant's online registration. This information needs to be filled out and submitted to the camp no later than May 31st each year so that we may be properly prepared to accommodate these needs.

## Special & Dietary needs

If you have any youth or adults with special needs or dietary requirements, please indicate these needs on your registration and contact us as soon as possible so we can ensure we are prepared to meet your needs as best we can. These needs should also be included on each individual's medical form.

All meals will be prepared in the Dining Hall and served cafeteria style. Meals with separate dietary requirements will be separated to ensure no cross-contamination and avoid allergy concerns.

Food Service staff are able to accommodate food allergies and special dietary requirements with proper notice at least 14 days prior to your arrival at camp. We will make every effort to accommodate reasonable dietary requirements.

Additional costs may be charged to the unit or camper for significant specialty food items. Campers are also welcome to bring their own required alternative food items and we will provide cold or dry storage for those items. If you have any questions, please contact the council office or the camp director.

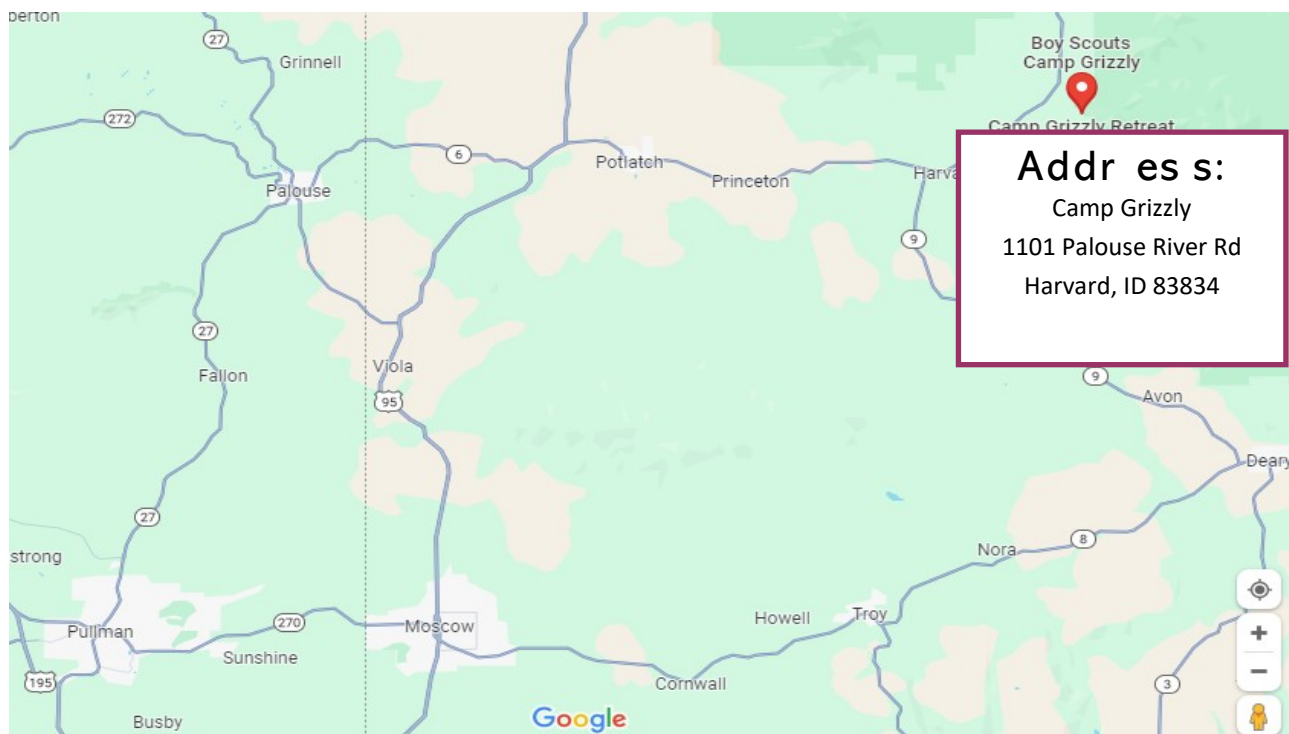
## Dining Hall Menu

Please feel free to check out our menu for the current year in the registration portal after May 31st. Our menu is checked by a nutritionist annually to ensure a healthy and balanced diet. We select a variety of meals aimed to please both cub scout and parent tastes.

Please contact us if you have any additional dietary concerns or questions.







Camp Grizzly is located on the Palouse River in Harvard, Idaho. We are located on Palouse River Rd, 12 miles east of Potlatch Idaho, just off Highway 6. Google Maps can accurately direct you or follow directions below. During arrival and check-in, staff will be in the parking lot to direct you—please follow their instructions!

## Location Directions:

### From Spokane and Westward on I-90:

From I-90, take Highway 195 south towards Colfax/Pullman. Just south of Rosalia, take the exit for WA-271 South towards Rosalia/Oakesdale and turn left towards Oakesdale. WA-271 will turn into WA-27 in Oakesdale and will take you to Palouse. Continue directions from Colfax/Palouse below.

If you are closer to Post Falls or Coeur d'Alene, take Highway 95 south to Potlatch. Continue directions from Potlatch, below.

### From Kellogg ID and Montana:

From I-90, take Highway 3 South towards St. Maries. In St. Maries, turn left after the bridge to continue on Hwy 3. About 14.4 miles after St. Maries, you'll take the right fork to merge onto Highway 6. Palouse river Road will be on your left in 21 miles. Camp Grizzly will then be about 1/4 mile on your right. Lewis and Clark mark the entrance to our Parking Lot.

### From Palouse, Colfax and westward:

From I-90, take WA-26 East towards Colfax. In Colfax, turn left onto WA-272 towards Palouse. In Palouse, turn Left onto Main Street to continue on WA-272 until it becomes ID-6. Turn left onto I-95 going north towards Potlatch, ID. Take the right fork to continue on ID-6, through Potlatch. Continue directions from Potlatch, below.

### From Lewiston, ID and Southward:

From Lewiston, Take I-95 north towards Moscow. In about 47 miles, you will take the right fork onto ID-6 towards Potlatch, ID. Continue directions from Potlatch, below.

### From Potlatch, ID:

Go East on ID-6/Sixth street. Palouse river Road will be on your right in about 12 miles. Camp Grizzly will then be on the right in about 1/4 mile. Lewis and Clark mark the entrance to our Parking Lot.



## Check-in Process

To facilitate a smooth check-in procedure for everyone, camp attendees will be assigned a campsite group 1-2 weeks prior to arrival at camp. You will be contacted one week prior to check-in and provided your campsite's assigned arrival time. Please do your best to arrive ON TIME. Late arrivals may be required to wait until last to check in. Any changes in the arrival and check-in procedure will be communicated by email prior to camp.

## Things to Bring for Check-in

- ◇ Full roster of everyone in camp
- ◇ Current Medical Forms Parts A and B for each youth and adult and any listed medications in original containers.
- ◇ Final payment, if any
- ◇ Swimsuit and Towel for those taking swim tests.
- ◇ water bottle, hat and day pack to carry all your things!

## Arrival

Please arrive ON TIME. Early arrivals must wait and check in at their assigned time. Late arrivals may be required to wait until last to check in. Staff will be stationed in the parking lot to direct vehicles in parking. Please park as directed by staff. Your staff host will meet you in the parking lot and walk your group through the check-in process. The check-in process will include Medical Checks, Swim Checks, a tour of camp, a required initial shooting range orientation and direction to your unit's campsite. Swim checks will likely occur before you get back to your gear at your campsite—don't forget to bring swim gear with you during the check-in process! Please contact us if there are any additional circumstances or considerations in your arrival (i.e., early, or late arrival, mobility needs, etc.).

## Unloading and Gear Transport

In the parking lot, your group will unload gear in a designated area or into the gear transport vehicle, as directed by staff. Personal vehicles will not be allowed in camp. We highly suggest that you pack as lightly and as efficiently as possible and label all personal and pack equipment! From the parking lot, staff will deliver your gear to a drop point on the edge of your campsite.

Pack a separate day pack or bag with your medical forms, any medications you may have, swim gear as well as your water bottle and hat. This bag should be separate from the rest of your gear and keep it with you. You will not have access to your gear until after your swim checks! There are 3 changing rooms available at the waterfront. (ONLY 3!) It is highly recommended that you arrive with swimwear already on if possible.

## Entry Portal & Medical Re-check

At this station, Medical forms will be checked by our medic and the business manager will provide wristbands to adults and confirm the presence of each person on your registration. The Medic may have questions about medications or listed conditions. It can be helpful to have all medical forms presented together if you are coming as a unit.

Summer Camp is not a recommended time for a medication holiday: If your child has a medication to support success in school, they will do best with the medication to support success at camp.

## Shooting Sports Orientation

Just past the Entry Portal is our Rifle Range where cub scouts get to shoot BB guns. One of our shooting sports staff will be present to give an initial orientation and safety talk. It is required that all participants receive this information prior to the start of the session.





## Check-in Process, cont.

### Camp Tour

Be sure your walking shoes are laced up because you will be going on a brief tour of camp! This tour will help you orient yourself to where our different program areas are located in relation to your campsite and our dining hall. This is a great time to ask your camp host any questions you might have including the ever important location of the nearest bathrooms!

### Swim Checks

Each youth and adult who plans on participating in activities at the waterfront will take a BSA Swim Test. Any person unwilling or unable to complete either the "Swimmer" or "Beginner" level swim test will be classified as a "Learner" with associated privileges. Passing the test in our lake can be more challenging than at home. While we do attempt to keep our lake a little warmer, it can still be a cold shock and make completing the swim test a challenge for those on the edge of the skills. We do allow for re-tests if needed during your rotation or scheduled during free time.

<p><b>Swim Check Easy-Guide: "Swimmer Level"</b></p> <ul style="list-style-type: none"> <li>⇒ Jump feet-first into deep water (over head-height)</li> <li>⇒ 100 Yards without stopping                             <ul style="list-style-type: none"> <li>• 75 yards "power-stroke" (include a sharp turn)</li> <li>• 25 yards resting back-stroke</li> </ul> </li> <li>⇒ Rest by floating</li> </ul>	<p><b>Swim Check Easy-Guide: "Beginner Level"</b></p> <ul style="list-style-type: none"> <li>⇒ Jump feet-first into deep water (over head-height)</li> <li>⇒ 25 feet without stopping                             <ul style="list-style-type: none"> <li>• Including 1 sharp turn</li> </ul> </li> <li>⇒ Return to starting point (50 feet total)</li> </ul>
---	--

Units may perform swim checks prior to arrival and provide the Swim Classification Record if the swim tests are administered according to BSA rules and procedures as outlined by the Swim Classification Record page. The Aquatics Director retains the right to review or re-test any or all participants to ensure that camp standards are maintained.

Water shoes or sandals are allowed while you are at the lake but are not allowed to be worn while traveling to or from the lake.

## Early Arrival

If you wish to arrive before your assigned arrival time, Laird park is just a mile farther up the road and makes a lovely place to have lunch/snack and buzz off some of your cubs' travel steam. If you wish to arrive before Day 1 of your session, you MUST contact our Camp Director directly before June 15th. Overnight camping for early arrivals may be available for an extra fee but program areas will NOT be available until program begins during your session.

## Late Arrival

If you must arrive after check-in time on check-in day, you must let us know by June 15th so we can be prepared to assist you when you arrive. You will need to visit the main office and visit with the Medic prior to connecting up with the rest of your group.

## Check-in and check-out mid-session

Those who are visiting camp or leaving camp during the session must check in and out at the business office which is located in the downstairs of the lodge. All visitors must obtain a wristband from the Business manager before visiting any other part of camp. Visitors are not required to submit medical forms to the medic however you should carry one with you in case of an emergency.



# 2025: FAR, FAR AWAY - THE GROWNUP GUIDE

This list is meant as a general packing guide. Use your own discretion to determine your personal equipment needs. For questions you can email the camp director.

## Personal Gear

- ◇ Medical form parts A-B
- ◇ Pack or Duffel Bag
- ◇ Sleeping Bag & Sleeping Pad/Pillow
- ◇ Jacket or sweatshirt (mornings/evenings can be quite chilly)
- ◇ T-shirts
- ◇ Shorts
- ◇ Pants
- ◇ Several pairs of clean underwear
- ◇ Several pairs of socks
- ◇ Sturdy shoes (no open toes/sandals other than for showering)
- ◇ Scout Uniform
- ◇ Hat/Sunglasses
- ◇ Swimsuit\*
- ◇ Towel\*
- ◇ Sunscreen
- ◇ Pocket knife & Whittling Chip (if already earned)
- ◇ Personal First Aid Kit
- ◇ Personal Hygiene kit
- ◇ Flashlight & batteries
- ◇ Paper/Pencil
- ◇ Insect repellant
- ◇ Scout Handbook



## Leader Gear

- ◇ Complete Unit Roster
- ◇ Medical Forms for all participants
- ◇ Medical Lockbox
- ◇ Basic unit first aid kit
- ◇ Pens/Pencils/Notebook/Clipboard
- ◇ Alarm clock
- ◇ Lantern(s)
- ◇ Rope/twine/paracord
- ◇ Cash for travel emergencies
- ◇ Check for next year's Camp Deposit!

## Provided at Camp

- ◇ Flagpole and Flag
- ◇ Campfire Pit
- ◇ Small quantities of Firewood
- ◇ Fire tools
- ◇ Picnic Tables
- ◇ Tents
- ◇ Bulletin Board
- ◇ Bathroom Facilities & Paper goods
- ◇ Shade Structure

WHAT TO BRING TO CAMP

*\*Swim gear will be required for swim checks—please ensure they are accessible upon arrival!*

## Uniforms

Official Cub Scout uniforms are appropriate dress at any time during the session. We encourage everyone to wear their uniforms during flag ceremonies, breakfast and dinner. Scouts are also invited to bring “parent approved” theme costumes or props. Please do NOT bring cap-guns or replica or toy firearms or weapons of any kind. Camp staff will remain in character through the closing campfire.

## Camp accommodations

Campsite accommodations consist of either two-person tents with wood platforms with frame and canvas top, or cabins with wood bunks (no mattresses). You may bring your own tent however some of our campsites don't have much space for extra tents.

## Weather

The average high temperature at Camp Grizzly in July is 82 degrees and our average low is 54 degrees at night. Our dry climate doesn't hold much heat at night so do be prepared with layers for the evenings! When you are out in the sun, it can feel up to 15 degrees warmer! Hats and sunglasses are HIGHLY recommended and water bottles are REQUIRED. It doesn't often rain much in July at Camp Grizzly so be prepared to enjoy warm weather and sunshine!

## Conservation and Camp Projects

Equipment is available for camp beautification and conservation projects, campsite repairs, and improvements, cookouts, and more. We have everything from Dutch ovens to axes, shovels, and saws! If you'd like to repair or add a small project to your campsite or would like to participate in a conservation project, communicate and arrange with the Ranger at the daily leader meetings.



## Mail at Camp

Friends, family, and fellow Scouts are welcome to mail letters, notes, or packages to their Scouts while they are at camp. Mail is distributed daily at the flag ceremonies. We recommend mail be sent a several days prior to camp so that it arrives before your Scouts arrive. Late packages will be sent back to the post office.

### Address Mail to:

Scout Name, Pack ####, Date to be Delivered  
Camp Grizzly  
1101 Palouse River Rd  
Harvard, ID 83834



## Campsites

Each campsite has canvas tents on wooden platforms that sleep two. Three or four cub scouts are often comfortable in the tents. Most have at least one 6-8 bunk Adirondack. Each site has potable water and a restroom facility. Each site also has a designated fire ring and flagpole. Units will be placed in a campsite in the week just before your session based on unit numbers, medical needs and other requirements. Your unit is welcome to bring tents but extra space in some sites is limited due to terrain and current placement of tent platforms.

## Sleeping Arrangements

According to the Guide to Safe Scouting, a Cub Scout may share a tent or cabin with other youth of the same gender, provided the gap in age between tent-mates is not more than 2 years. Cub Scout Youth may also share a tent with their own parent. Same gendered adults or spouses may share a tent. Youth and adult campers of the same gender may share a Adirondack if there are at least 4 youth and 2 registered adults. Married adult campers may share a tent. Most campsites have open space, should you desire to bring your own tent. Mattresses are NOT provided and you are encouraged to bring your own sleeping pad or cot. Experienced campers often bring a tarp or outdoor mat for the wooden platform of their tent.

## Restrooms and Showers

Each campsite has a bathroom facility that includes two portable toilets and a multi-faucet wash basin with potable water. Toilet paper, paper towels, soap and garbage can liners are provided. If you find yourself out or short of an item, please communicate with your unit leadership/staff host. Each program area also has at least one adjacent portable toilet available.

Showers are available at the central shower house. Each shower is a separate, locking room for individual use. All facilities are cleaned and re-stocked regularly by sanitation staff.



## Visitors

Visitors are welcome! We ask that you advise all visitors that they will need to check in to the Camp Office upon arrival to get their wristband and, if they plan to join you for a meal, pay any visitor meal fees that apply. Your visitors should remain with you throughout their time at camp.

## Lost and Found

While at camp, lost items can be claimed at the camp office at Camp Grizzly. Once summer camp closes for the season, all lost items are donated to Goodwill or other worthy agencies.





## Program activities and advancement opportunities

Many of the activity rotations contain instruction and activities that pertain to various cub scout adventures. Other requirements may be available in the areas during free time. Parents are responsible for recording and entering their scouts' advancement. We do our best to provide a list of requirements that our staff do their best to cover but Cub scouts are moving targets! If you have a requirement you'd like to accomplish, speak with the area director to see what is possible!

Activities include swimming and boating, archery and BB guns, nature lessons, arts and crafts, Scout Skills instruction, a woodshop project, campfire programs, games, and much, much more. This is scouting at its best!

## Trading post

Our trading post is a daily hub of activity with snacks of all sorts available as well as craft supplies, knives, and fun scouting apparel. It is also a great place to pick up small items that are invariably forgotten at home like toiletry items, uniform parts, hats, etc. We also keep a stock of handbooks, other resources and a variety of nifty camping gear to suit many styles and tastes.

Many families find that \$50-60 is plenty of spending money for snacks and souvenirs. We do our best to have a wide variety of snacks available including healthy options.



## Cub Scout Knife Purchase Policy

In order for a cub scout to purchase a knife, they must have two things:

- Be accompanied by an adult from their pack
- Have completed their rank's Knife Safety Adventure.

## Health and safety

A fully equipped medical lodge is provided at camp. A trained first aid professional is on duty at all times. Serious injuries or illness requiring hospitalization will be transported to the nearest hospital, where we have a standing agreement for treatment. Parents will be notified as soon as possible in the event of serious injury or illness.

## Pet policy

LEAVE YOUR PETS AT HOME. Service animals trained to do a specific task for an individual with a disability are permitted. ESAs (emotional support animals) do not qualify. Please contact the camp director with questions pertaining to service animals.



## Swimwear

Swimsuits should be comfortable, functional, and appropriate for the specific aquatic activity.

Your swimwear must be:

- ◇ Clean
- ◇ Designed as swimwear
- ◇ Appropriate to the activity
- ◇ Secure enough to not shift or fall off while participating



## Internet and phone

We do not prevent the use of cellphones, tablets, portable music, or gaming devices by campers, except during instruction time. How units choose to regulate this use is up to them. There are limited locations to charge these devices, and service is very limited at the camp.

There is limited Wi-Fi available in the dining hall for adult leader use. Internet use is for adults only and limited to email and basic internet browsing: no streaming or gaming is allowed as we have limited bandwidth.

## Special needs

Specific dietary or physical requirements must be requested at least 2 weeks prior to camp. Please submit this information in the roster section of your online reservation. We are able to accommodate a wide variety of needs and situations with prior knowledge. If you have questions about available accommodations or facilities and accessibility, please contact the Camp Director.

## Trash and Recycling

Trash cans are available in each camp site, program area and in many places across camp. Please ensure that all trash is properly trashed! It is everyone's job to keep our camp tidy and clean! Campsite trash will be removed daily—schedule and instructions will be provided at camp.

Recycling services are unfortunately not offered by our waste disposal provider at this time. We do collect cans in designated bins for recycling as well as cardboard (flattened!) in our cardboard trailer behind the dining hall. Please do not mix trash in can bins or the cardboard trailer.

## Check out

Don't leave too early! We still have exciting program planned for the morning of Day 4! Check-out procedure will be explained in detail during our last leader meeting. You will be expected to ensure that all checked out equipment is returned in good order and your site is left clean and ready for the next session of campers. Your staff host or camp commissioner will inspect your campsite prior to departure. Gear will be picked up from your site and returned to the parking lot between Breakfast and 11am.



## Safety Notes

Our location and environment at Camp Grizzly present some unique safety concerns:

### Wildl ife

During your stay with us you are bound to see plenty of birds, squirrels, and rabbits, and perhaps some larger wildlife as well. **Do not disturb the wildlife in any way**, which includes no feeding, chasing, teasing, or trapping. Camp was their home before you arrived and will continue to be long after you leave. Please respect their home.

Bears have rarely been seen on property, but every season we do have several moose sightings. Believe it or not, moose can be just as dangerous as bears! We do also have the occasional mountain lion sighting. While this is rare, please inform the staff if you see one.

### Moose

If you spot a moose on property, STOP! Do not approach it, try to take its picture, call out to or yell at it. Put something large between you and the moose, like a tree or large rock, and back away. Inform a staff member of the sighting and location immediately.



### Insects

The mosquito population varies from year to year. We recommend bringing insect repellent to use if needed. We also have a visible Yellow Jacket population. We do our best to control it, but the best controls are taking care of trash and garbage. Do not give them a reason to be near your campsite!

### Wildl ife Tips:

- Do not store food in your camp site: Not even in tents or bags: our squirrels and chipmunks have been known to chew their way through sleeping bags and backpacks!
- Take care of your trash
- Stay on the trails
- Do not approach or yell at wildlife
- Do not feed wildlife
- Report large wildlife sightings to Staff once safely away

### Dehydration and Overheating

July temperatures at Grizzly average highs in the 80s and recent years have seen weather in the 90s. Necessary logging in the recent decade has also removed some of our natural shade. Each campsite has a shade structure but scouts prefer to be busy and about. Please make sure that everyone who attends camp brings a water bottle and uses it frequently! A brimmed hat also helps by taking your shade with you! Hats are available for purchase in the trading post if you need one or need a new option. Water bottles are also available along with stickers to make yours unique.

## K.Y.H.O.!

Keep **Y**ourself **H**ydrated **O**ften!



Always carry a water bottle with you in camp. If you don't have one with you, staff may ask you to go get it!






### The Scout Oath & Law is the Law of the Camp

#### The Scout Oath:

On my honor I will do my best  
To do my duty to God and my country  
And to obey the Scout law  
To help other people at all times  
To keep myself physically strong  
Mentally awake, and morally straight.



#### The Scout Law:

A Scout is:  
Trustworthy  
Loyal  
Helpful  
Friendly  
Courteous  
Kind  
Obedient  
Cheerful  
Thrifty  
Brave  
Clean  
Reverent

#### In addition, we ask that you follow these camp rules:

- 1) No Cub Scout is allowed to leave camp after check in without a release from a parent. The scout must be accompanied by an authorized adult while out of camp, and must sign out at the camp office before departing. Adults checking cub scouts out of camp prior to the end of the session will be required to show a valid, government issued ID card.
- 2) Cut no trees without the permission of the camp director. Do not disturb local flora or fauna.
- 3) Cub Scouts must stay out of other campsites and cabins unless invited. Off-limit areas include the ranger's home and yard, the parking lot (unless accompanied by a parent), maintenance areas, shooting sports ranges and the waterfront (when closed), the loading area behind the kitchen, and staff quarters. Being on the waterfront or a shooting sports range when it's closed may result in you being sent home.
- 4) No open toed shoes should be worn in camp. They are allowed on the beach. Please wear closed toed shoes while walking to the beach, and change once you are there.
- 5) All fires must be tended. A fire guard chart must be posted and followed. Campfires may be banned during very hot and dry weather.
- 6) No flames of any kind in tents. All liquid fuels must be locked up. Liquid fuels can only be used under adult supervision
- 7) No fireworks are allowed in camp. Those with fireworks will be sent home.
- 8) No personal firearms, stun guns, ammunition, flare-guns, or bows and arrows.
- 9) No intoxicating beverages, marijuana, or illegal drugs are allowed on Scout property. No smoking or vaping outside of designated areas. The only designated area is near the parking lot.
- 10) Please do not put anything other than toilet paper and human waste in the toilets.
- 11) Please leave your campsite, cabin, and tents in as good as, or better condition than when you arrived.



## *APPENDIX*

A Sample Program Schedule, Rotation schedule and map are provided for information purposes on the following pages.

These are subject to change.

Final versions will be similar and will be provided to you at Check-In



# 2025: Far Far Away Adventure Timeline

Day 1		Day 2		Day 3		Day 4	
Time	Event	Time	Event	Time	Event	Time	Event
7:00 AM		7:00 AM	Rise & Shine! <u>Polar Bear Plunge!</u>	7:00 AM	Rise & Shine! <u>Polar Bear Plunge!</u>	7:00 AM	Rise & Shine!
7:45 AM		7:45 AM	Flag Ceremony	7:45 AM	Flag Ceremony	7:45 AM	Flag Ceremony
8:00 AM		8:00 AM	Breakfast - 8:00	8:00 AM	Breakfast - 8:00	8:00 AM	Breakfast - 8:00
9:15 AM		9:00 AM	Rotation #1	9:00 AM	Rotation #5	9:00 AM	Closing Ceremony
9:30 AM		10:00 AM	Rotation #2	10:00 AM	Rotation #6	9:30 AM	
10:45 AM		11:00 AM	Open Areas	11:00 AM	Open Areas	11:00 AM	Mapmaker's Quest
12:00 PM		12:00 PM	Lunch - 12:00	12:00 PM	Lunch - 12:00	11:30 AM	
1:00 PM		1:00 PM	<u>Adult Leader Meeting</u> Cub Break Time	1:00 PM	<u>Adult Leader Meeting</u> Cub Break Time	12:00 PM	
2:00 PM		2:00 PM	Rotation #3	2:00 PM	Rotation #7	2:00 PM	
3:15 PM		3:00 PM	Rotation #4	3:00 PM	Rotation #8	3:00 PM	
4:00 PM		4:00 PM		4:00 PM		4:00 PM	
5:00 PM	Adult Leader Meeting		Open Areas		Open Areas		
5:45 PM	Free Time	5:45 PM	Free Time	5:45 PM	Free Time	5:45 PM	
6:00 PM	Flag Ceremony	6:00 PM	Flag Ceremony	6:00 PM	Flag Ceremony	6:00 PM	
6:15 PM	Dinner - 6:15	6:15 PM	Dinner - 6:15	6:15 PM	Dinner - 6:15	6:15 PM	
7:00 PM	Scouts Own Service	7:00 PM	Scouts Own Service	7:00 PM	Scouts Own Service	7:00 PM	
7:30 PM	Opening Campfire	7:30 PM 8:30 PM	Friendship Fires	7:30 PM 8:30 PM	Closing Campfire	7:30 PM	Safe Travels! See you next year!
9:00 PM	Campsite Time	9:00 PM	Campsite Time	9:00 PM	Campsite Time	9:00 PM	
10:00 PM	Lights Out	10:00 PM	Lights Out	10:00 PM	Lights Out	10:00 PM	





# 2025: FAR, FAR AWAY - THE GROWNUP GUIDE

Rotation	Event	Location
A	BB Guns	BB Gun Range
B	Swimming	Waterfront
C	Craft Project	Handicraft
D	Archery & Slingshots	Archery Range
E	Wood Project	Woodshop
F	Nature Walk	Science Lodge
G	Scout Skills	Scoutcraft
H	Boating	Waterfront

Rotation #	1	2	3	4	5	6	7	8
Dirty Arm	A	B	C	D	E	F	G	H
Sleepy Hollow	B	C	D	E	F	G	H	A
Last Outpost	C	D	E	F	G	H	A	B
Chapel Hill	D	E	F	G	H	A	B	C
Post Paradise	E	F	G	H	A	B	C	D
Wawookia/Steptoe	F	G	H	A	B	C	D	E
Fenceline	G	H	A	B	C	D	E	F
Lakeside	H	A	B	C	D	E	F	G



2025: FAR, FAR AWAY - THE GROWNUP GUIDE

