



BUCKAROO ROUND-UP

at Camp Edward

A Cub Scout Camping Experience

Pre-Camp Leader & Parent Information Meeting

2026



Scouting America

Chief Seattle Council



Welcome

Teams Webinar Format

(Use QA function for questions)

Video and Microphone are disabled for webinar participants

Tonight's Agenda

Introductions



Overview & Agenda

- Introduction
- Camp Edward Leadership
- 2026 Leader's Guide ***Available NOW!***
- Things to Remember
- Getting to Camp
- Camp Schedule/Program
- Camping Registrar's Update
 - Updating Reservations
 - Reporting Special Needs / Diets
 - Applying for Camperships
 - Refund Policy
- Medical Forms
- 2027 Summer Camp
- Questions



Camp Edward Leadership



Camp Director



Don Baeder

360-568-6295

donald.baeder@scouting.org

Program Director



Krysta Symon

krystasymon2121@gmail.com

Head Commissioner



Ayden Huennekens

huennekensad@gmail.com

Council Camping Registrar



Kali Thompson

206-725-0361

609Camping@scouting.org

Camp Ranger



Dave Buterbaugh

360-568-2065

david.buterbaugh@scouting.org

Business Manager



Michael Cottam

360-568-6295

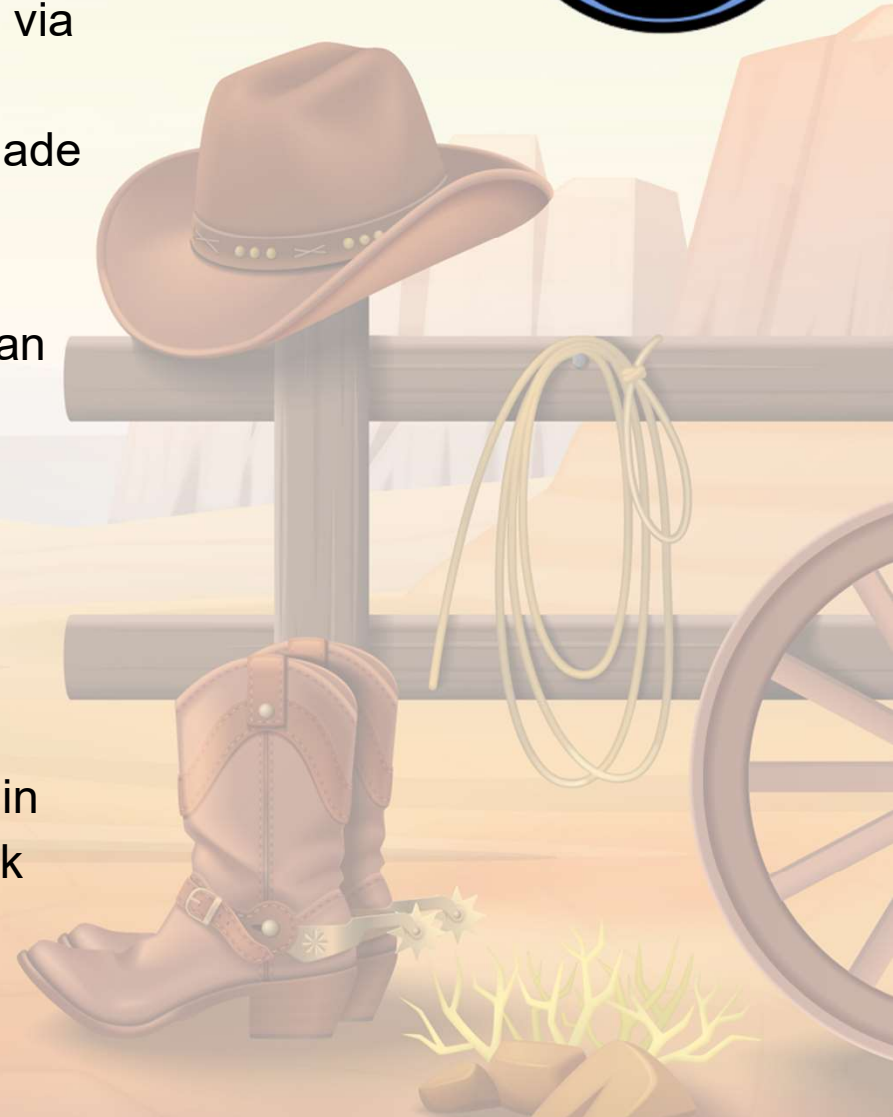
michael.cottam@scouting.org

Check-In Procedures

Check-in will be like last year. Please do NOT come to camp if you are not feeling well.



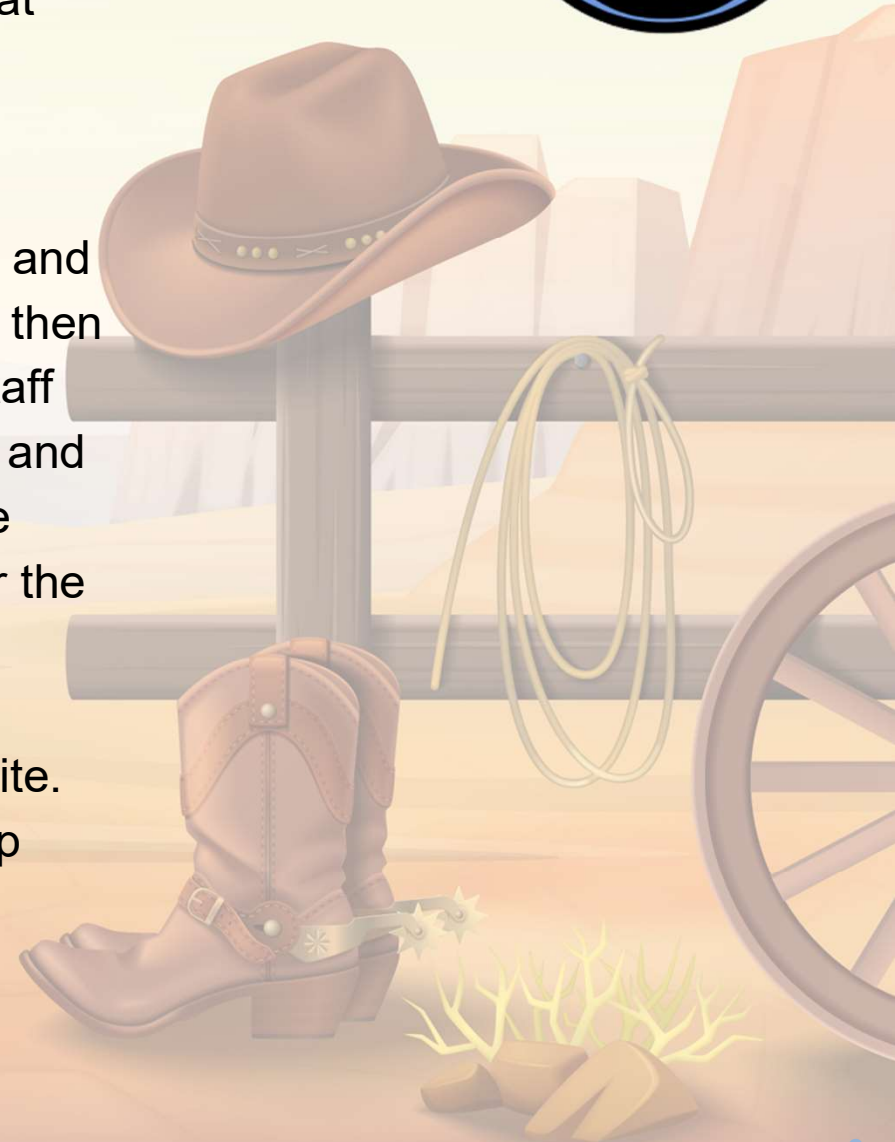
- Arrival times are assigned by campsite and communicated at least one week prior to session via *E-MAIL* to the person who made the reservation. (Changes to campsite assignments can not be made prior to or upon arrival to camp).
- Arrive on-time. Please try NOT to arrive more than 10 minutes early. You will need to wait until your assigned time slot to check-in. Check-in will take place in the parking lot. Late arrivals may be required to wait until all others have checked-in.
- ****NEW FOR THIS YEAR –**
Check-in will be in the **AFTERNOON** rather than in the morning! No more need to get up at the crack of dawn to try and get here early!



PLEASE KEEP THURSDAY FROM 1:00PM – 4:30PM OPEN AND FREE OF OTHER OBLIGATIONS

Check-In Procedures (Continued)

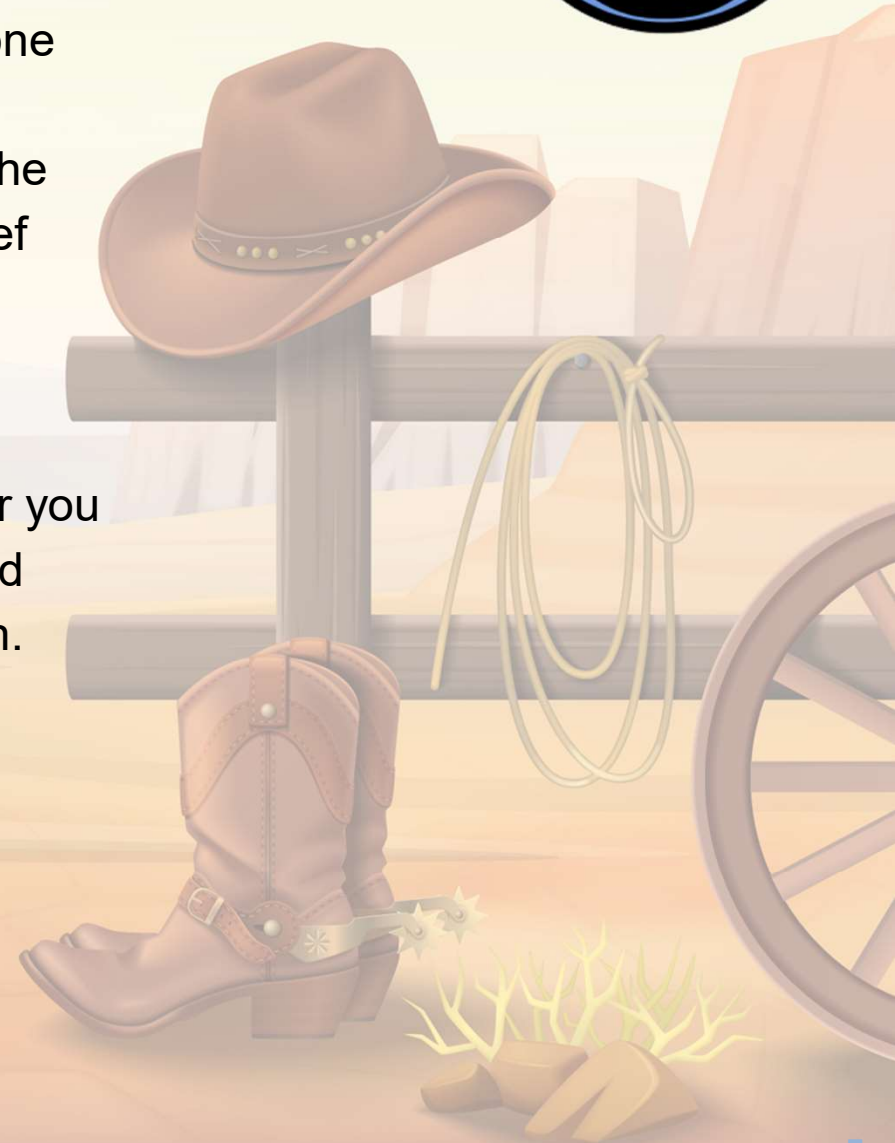
- You will be met at your vehicle. Staff will direct you to the check-in table. Only the person(s) who made the reservation should approach the table. We ask that scouts wait away from the table to help alleviate crowding.
- At the check-in table, you will be signed into camp and any remaining balances will be collected. You will then be led to your campsite by your campsite host. Staff will assist in loading your gear into the camp truck and moving it to your campsite. Check-in timeslots are approximately 20-30 minutes long to allow time for the loading and moving of gear.
- Medical form screening will happen in your campsite. You will need to remain in your site until your camp tour begins after your medical form screenings.



Dining Hall Service



- Meals will be served family style at the table.
- Campsites are asked to send one scout and one adult per table prior to each meal to help as “waiters.” Waiters help set and bring food to the tables. They also stay after the meal for a brief time to help clear the tables.
- Our head cook and his staff are well-versed in creating nutritious and well balanced meals for you and your scouts. Our menus are reviewed and approved prior to camp by a licensed Dietician.



Dining Hall Service (Continued)



Alternatives for those with dietary allergies will be available at the kitchen serving counter. We NEED to know of your dietary allergies AHEAD OF TIME in order to adequately serve your needs.

We can handle the following:

- Gluten Free
- Dairy Free
- Vegan and/or Vegetarian
- Tree nut and other allergies

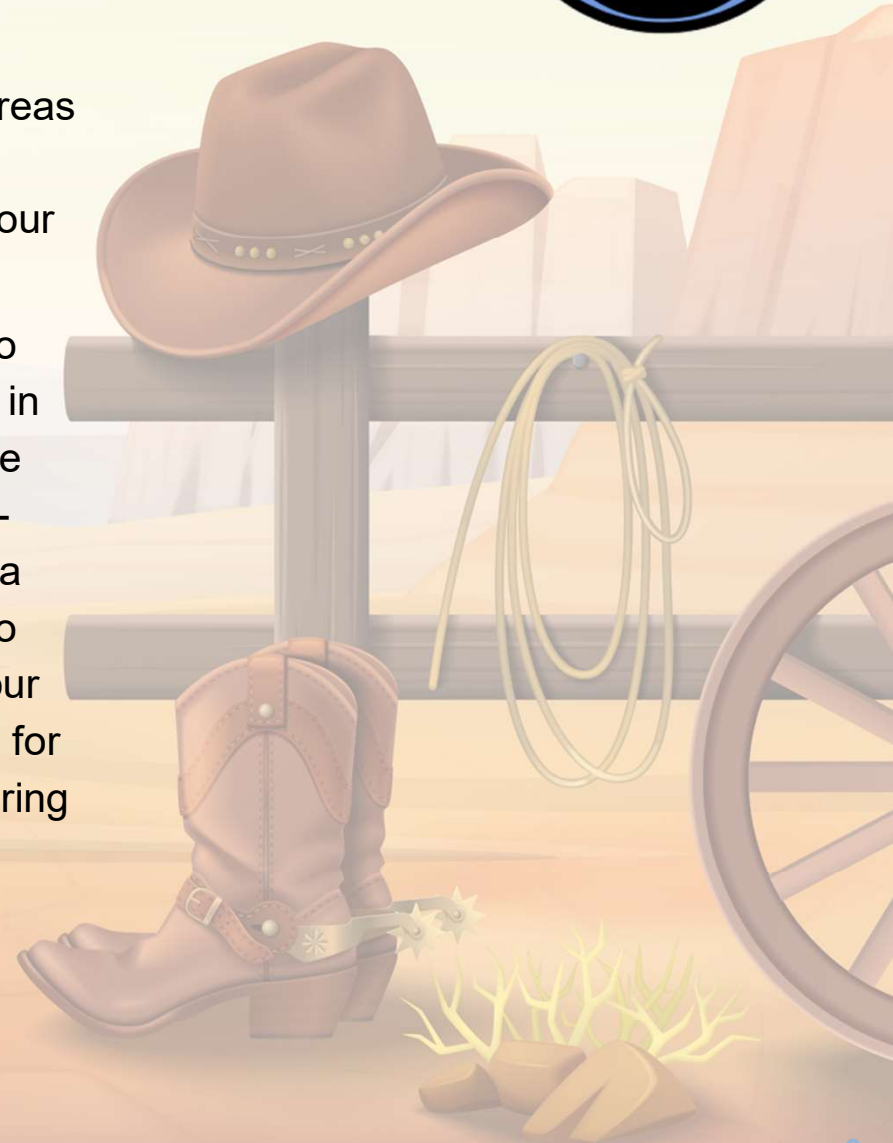
If your needs are outside of the above, please plan to bring along and self-prepare foods that fit your restrictions. We are happy to provide refrigerated space as well as access to microwaves. Please advise the Camp Director well in advance of your arrival of these needs.

Instructions for reporting your needs will follow later in this presentation

Dining Hall Service (Continued)



- The Health Department and the food code, along with ServSafe regulations prohibit us from allowing anyone other than our food service staff into the preparatory areas of our kitchen. “Preparatory areas” are defined as anything behind the service counter. We appreciate your understanding and adherence to this restriction.
- If you must prepare your meals yourself, please plan to bring equipment such as stoves so that you can do so in your campsite. As mentioned on the previous slide, we are also able to set up an area with a microwave, mini-fridge, etc. for your use in self-preparation if you have a need to do so. You may bring self-prepared meals into the Dining Hall so that you may enjoy the meal with your group. *Please refer to page 12 in the Leader’s Guide for specific Information regarding the preparation and sharing of self-prepared foods.
- Camp Edward, along with all Chief Seattle Council Camps, operates a PEANUT-FREE kitchen.



THE PROGRAM



Our Program Director, Krysta, will now give you an overview of the program here at camp.

Our wild-west theme returns this year under a new name: BUCKAROO ROUND-UP! We're excited you'll be joining us! And we're bringing BACK the RODEO!!

The next few slides will provide examples of the session schedule, the rotations offered, advancement tracking, and the many other things and activities happening while you're at camp with us.








CAMP BUCKAROO ROUND-UP



Daily Schedule

	Thursday	Friday	Saturday	Sunday
7:30 AM	SADDLE UP, Buckaroos!	Waiters Report	Waiters Report	Waiters Report
7:50AM		<i>MORNIN' VITTLES</i>	<i>MORNIN' VITTLES</i>	<i>MORNIN' VITTLES</i>
9:00 AM		Rotation 1	Rotation 6	Jackrabbit Joe's Rowdy Rodeo!!
10:00 AM		Rotation 2	Rotation 7	
11:00 AM		Rotation 3	Rotation 8	Closing Ceremony
12:05 PM		Drive those wagons Safely!	Waiters Report	Waiters Report
12:25 PM		<i>GIT YER GRUB!</i>	<i>GIT YER GRUB!</i>	
1:00 PM	Check - In	Cub Quiet Time	Cub Quiet Time	
1:15 PM	(arrival times pre-assigned)	Leader's Meeting (1:15)	Leader's Meeting (1:15)	
2:00 PM	Move into campsites	Rotation 4	Rotation 9	
3:00 PM	Medical Form Checks	Rotation 5	Open Areas	
4:00 PM	Camp Tour & Swim Checks	Open Areas		
5:15 PM	Leader's Meeting	Waiters Report	Waiters Report	
5:50 PM	SUPPER	SUPPER	SUPPER	
6:50 PM	Scouts Own Service	Scouts' Own Service	Scouts' Own Service	
7:00 PM	Skit & Song Practice	Open Areas	Rodeo	
8:15 PM	 CAMPFIRE!! 	Campsite Campfires	Friendship Campfires	
9:30 PM	Lanterns OUT	Lanterns OUT	Lanterns OUT	

Sample Rotation Schedule



BUCKAROO ROUND-UP @ CAMP EDWARD



ROTATION	EVENT	LOCATION
A	Cooking	Scoutcraft / Cub World
B	BB Guns	BB Range
C	Knot Tying	Scoutcraft / Cub World
D	Craft Project	Craft Lodge
E	Swimming	Beach
F	Nature Walk	Ecology Center
G	Archery	Archery Range
H	Rowing	Beach
I	Climbing	Climbing Tower

Rotation Number	1	2	3	4	5	6	7	8	9
Wildcat	A	B	C	D	E	F	G	H	I
Kuppler	I	A	B	C	D	E	F	G	H
Silver Peak	H	I	A	B	C	D	E	F	G
Hopkins	G	H	I	A	B	C	D	E	F
Backus	F	G	H	I	A	B	C	D	E
Frederick	E	F	G	H	I	A	B	C	D
Blue Ox	D	E	F	G	H	I	A	B	C
Werner	C	D	E	F	G	H	I	A	B

Trading Post Hours:
 Thursday: 9:00-12:00, 2:00-5:30, 7:00-8:00
 Friday: 9:00-12:00, 2:00-5:30, 7:00-8:30
 Saturday: 9:00-12:00, 2:00-5:30, 7:00-8:30
 Sunday: 9:00-12:00



Camp Programs

Advancement Opportunities

Many advancement adventures are provided for cubs at every level. Each area has something different. We will provide you with a “cub passport” in order to help you track your scouts’ progress on adventures.



- Campsite Campfires
- Friendship Campfires
- Edward J. Perry Award
- Conservation Projects
- Theme



The Cub "Passport" – For tracking Advancement

Cub Scout Passport

Scout Names

Name	Location	Time	Scout Names												Req. Completed		
Lion Adventures																	
Archery Lion	Bowmans Bog	Open Area															Complete
Build It Up, Knock It Down	Julian's Jungle	Open Area															Complete
Champions for Nature	Wilson's Wilderness	Rotation															Complete With Service Project
Go Fish	Wilson's Wilderness	Supplies Available															Complete
Time to Swim	Castaway Bay	11 am Open Area															Complete
Tiger Adventures																	
Archery Tiger	Bowman's Bog	Open Area															Complete
BB Gun Tiger	Firearm Fortress	By Request Open Areas															Complete
Champions for Nature	Wilson's Wilderness	Rotation															Complete With Service Project
Designed by Tiger	Bower's Shipyard	Open Area															Complete
Fish On	Wilson's Wilderness	Supplies Available															Complete
Tigers in the Water	Castaway Bay	11 am Open Area															Complete
Wolf Adventures																	
A Wolf Goes Fishing	Wilson's Wilderness	Supplies Available															Complete
Air of the Wolf	Bower's Shipyard	Open Area															Complete
Archery Wolf	Bowmans Bog	Open Area															Complete
BB Gun Wolf	Firearm Fortress	By request Open Area															Complete
Champions for Nature	Wilson's Wilderness	Rotation															Complete With Service Project
Finding Your Way	Julian's Jungle	Open Area															Complete
Paws for Water	Castaway Bay	11 am Open Area															Complete
Digging up the Past	Wilson's Wilderness	11am Open Area															Complete
Bear Adventures																	
A Bear Goes Fishing	Wilson's Wilderness	Supplies Available															Complete
Archery Bear	Bowmans Bog	Open Area															Complete
Baloo the Builder	Bower's Shipyard	Open Area															Complete
BB Gun Bear	Firearm Fortress	By Request Open Area															Complete
Bears Afloat	Castaway Bay	11 am Open Area															Complete
Champions for Nature	Wilson's Wilderness	Rotation															Complete With Service Project
Whittling	Julian's Jungle	Top of Hour at Open Area															Complete
Service Project Complete	Wilson's Wilderness	Talk With Nature Dir.															

This passport from 2025 is provided as an example. The current passport is being updated.

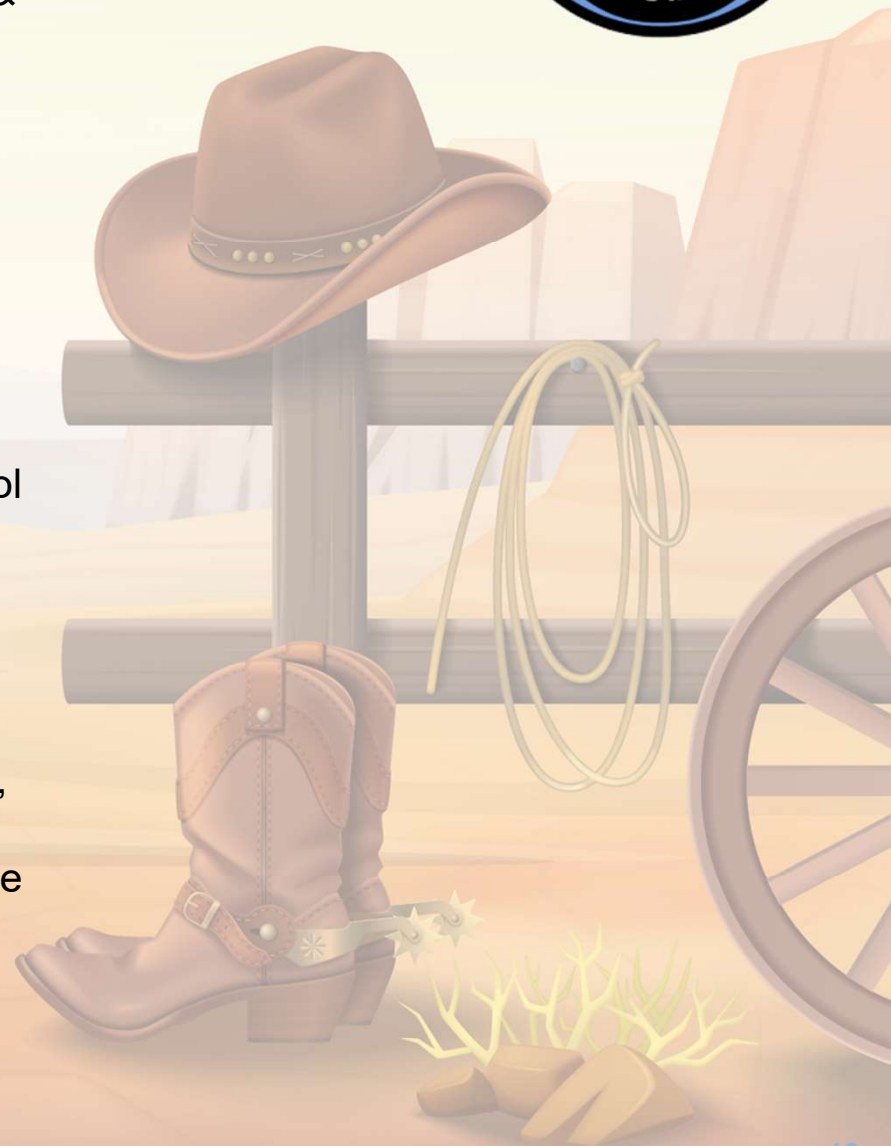


2026 Health and Medical Forms



Camp Edward utilizes Scouting America's Annual Health & Medical Record form (AHMR)

- Parts A, B1, and B2 of this form are required to attend camp.
- Vaccination information must be current and accurate. Please include ACTUAL dates. Please do not write "current" as we can not accept it.
- You MAY attach a doctor's vaccination record or school vaccination record form to you or your child's AHMR.
- ***Tetanus vaccines must be current! Within the last 10 years. This is a national requirement!***
- Our program is under 72 hours. Part C is not required, however – ***We strongly recommend that you submit a Part C with your AHMR.*** Part C is the doctor's signature portion. Signatures are good until the last day of the 12th month after your doctor has signed it.



Medical Forms (Continued)



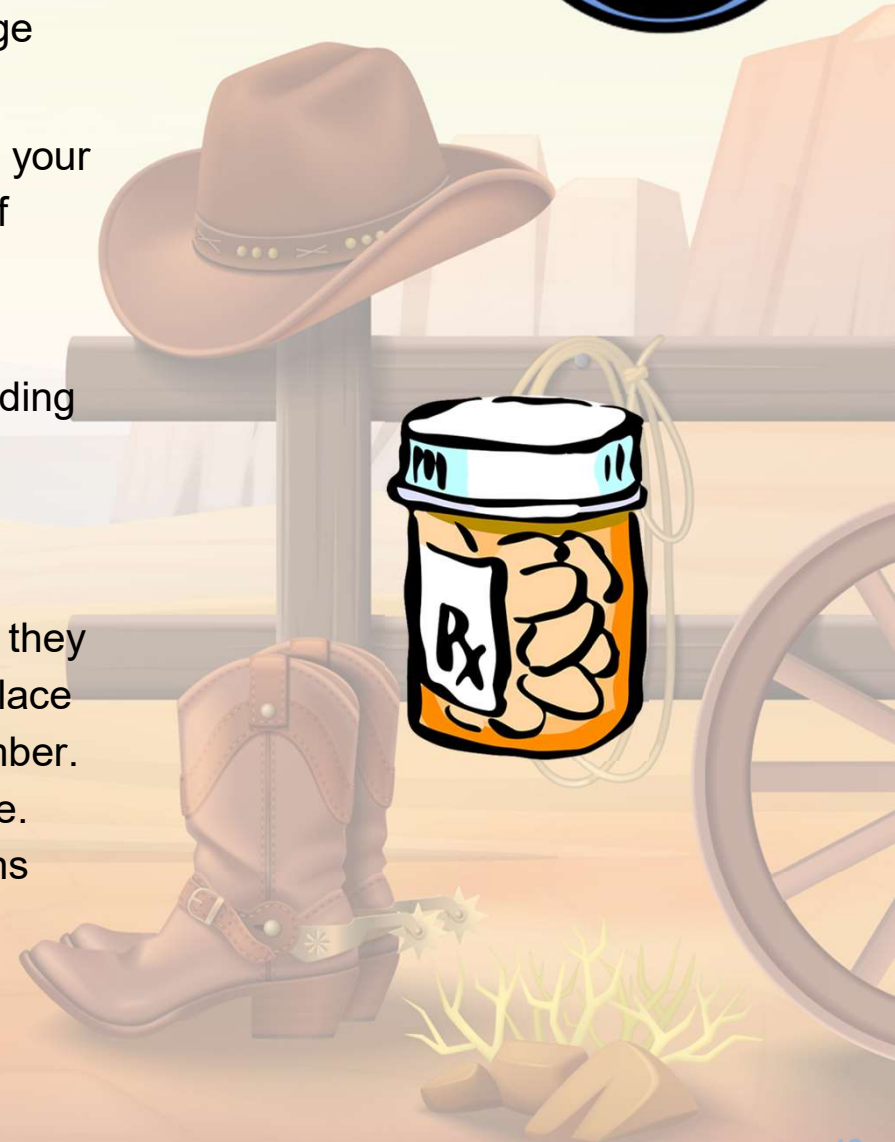
- Your AHMR (A, B1, and B2) Must have been updated with the last 12 months.
- Must be signed by a parent or guardian.
- Will be reviewed by the camp health officer and kept on file in the health lodge during your stay at camp. For 2026, this review will be completed at your campsite.

For more guidance on medical forms please review the leaders guide, and email questions to the Camp Director.



Medication at Camp

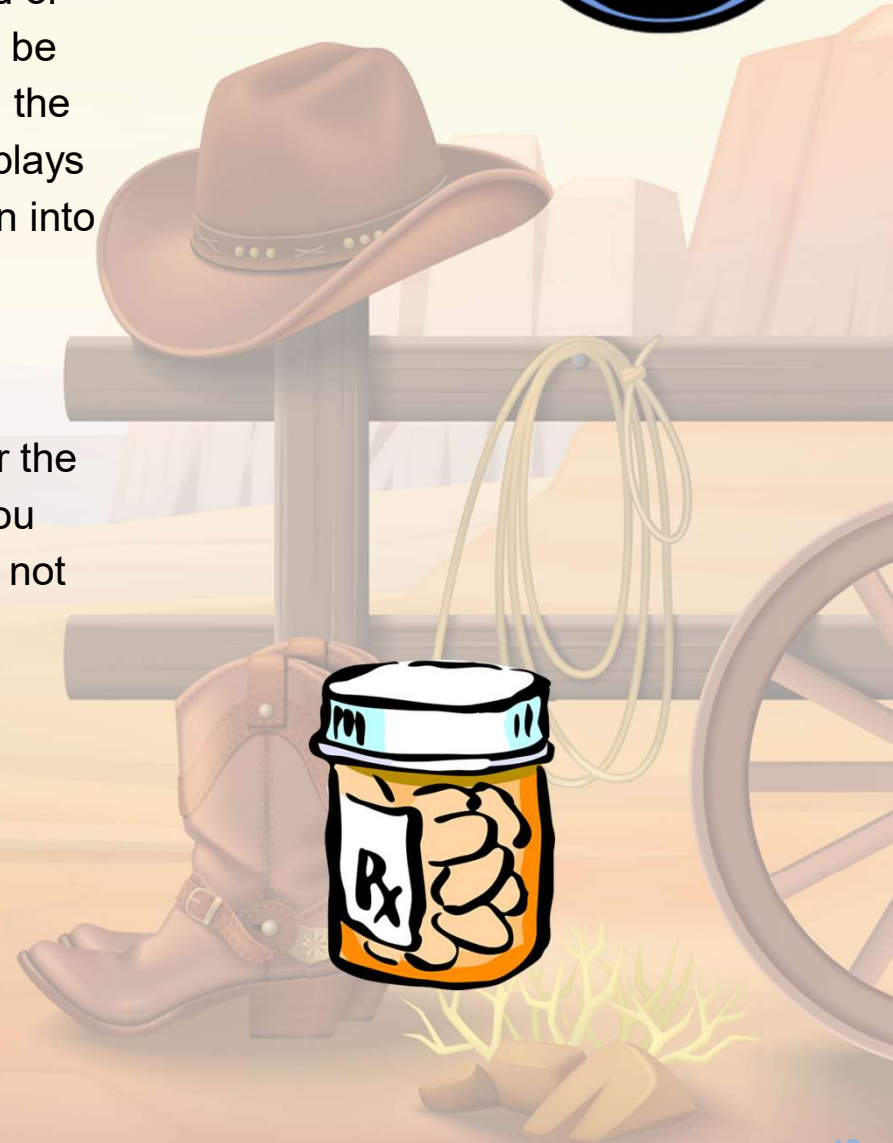
- Scouting America's National Camping Standards require that all prescription drugs be kept in locked storage.
- Lockboxes may be checked out from the health lodge during your stay for medications.
- A secure, LOCKED vehicle is acceptable for storing your group's medications. Please be sure they are out of sight if you use this option.
- A limited amount of medication may be carried by a Scout or Leader for life-threatening conditions, including bee stings or heart medication, and inhalers.
- If you are not comfortable retaining custody of medications and administering them to your scouts, they may be checked in with the health officer. Please place these in a bag with the owner's name and pack number. These meds can be administered at the health lodge. Place written, detailed dosage and timing instructions into the bag along with the medication.



Medication at Camp (Continued)



- Medications **MUST** be in their original, pharmacy issued or manufacturer packaging. Prescription medication must be current and must clearly display the patient's name and the doctor's name on a pre-printed pharmacy label that displays the pharmacy information. We can not allow medication into camp that does not meet this criteria. All meds will be reviewed and inspected at check-in.
- Bring along **ONLY** the amount of medication needed for the time you are in camp, leaving the rest at home. What you bring must be packaged as lined out above. Please do not bring a baggie of loose pills to camp whilst leaving the original packaging at home.



Emergencies



Notify any staff member of an emergency. All area leadership carry 2-way radios and will notify the administration office. Additional emergency contact numbers are posted at the administration office for night time emergencies.

FOLLOW ALL STAFF INSTRUCTIONS DURING AN EMERGENCY

IF YOU CALL EMS (911), you MUST notify one of the posted emergency contacts or a staff member immediately and inform them of the location and nature of the emergency. We will send assistance and will guide EMS to the location.

Information regarding our Emergency Mobilization Plan will be shared shortly after your arrival at camp.

EMERGENCY DRILLS REQUIRE PARTICIPATION!
They are required by National Standards and are NOT optional

Health & Sanitation Protocols



- Our team will clean and disinfect all restrooms and showers at regular intervals daily.
- Accommodations will be cleaned prior to each session. Campers are responsible for keeping their sites and accommodations clean during their session.
- Food preparation areas (Kitchen) access will be restricted to food service employees with proper training and credentials (ServeSafe and Washington Food Handler's Permits).
- Please assist us in encouraging proper handwashing before all meals and after restroom use.

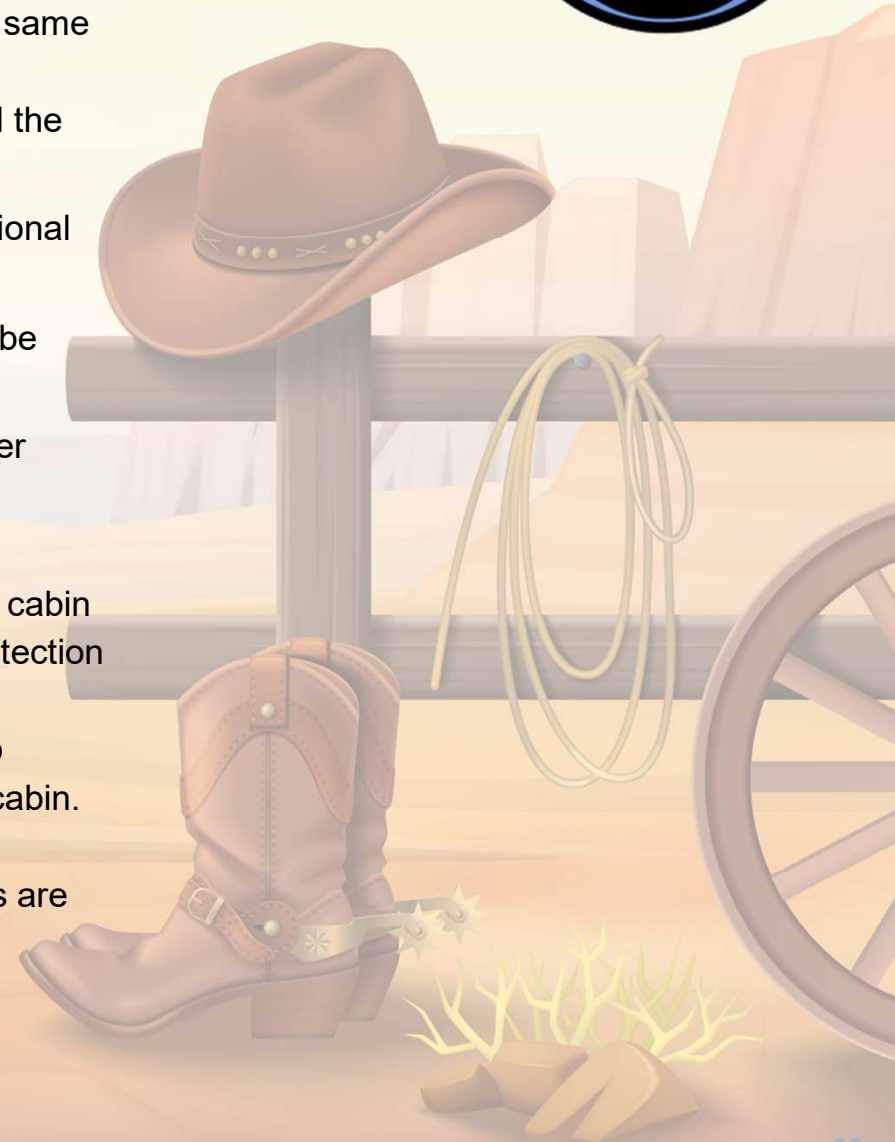


Adults in Camp

Each pack must be under the leadership of at least two registered adult leaders 21 years of age or over



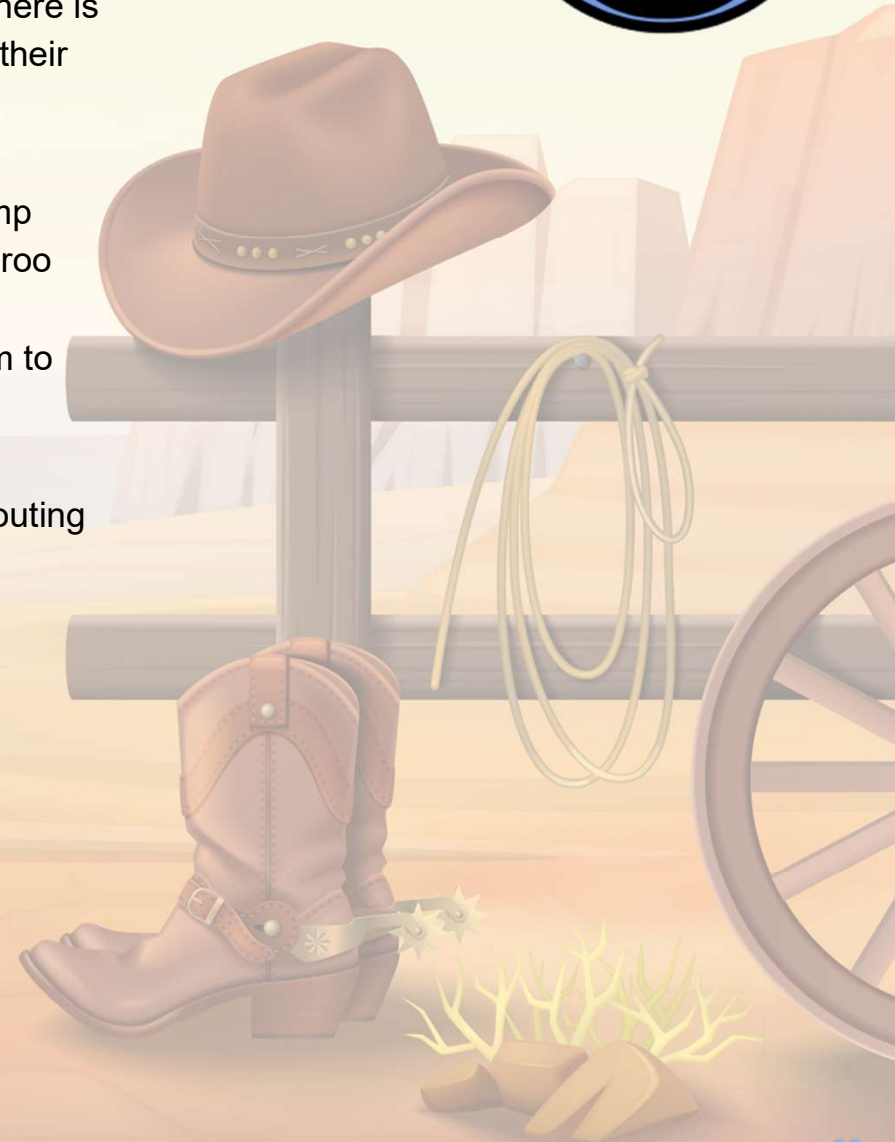
- All adults accompanying a Scouting unit to overnight activities must be registered with Scouting America in an adult position in the same unit as the scouts they will be supervising. In cub scouting, an exception is made for unregistered parents of scouts, provided the below is true:
- Minimum Ratio is 2 registered adults for 8 scouts, then 1 additional registered adult for each additional 4 scouts.
- A registered female adult leader 21 years of age or over must be present for any activity involving female youth.
- A parent may share a tent with their own child(ren), but no other children may occupy that same tent. This is true **ONLY** in cub scouting.
- Unregistered parents attending with their scout **AND** sharing a cabin with others must have, at minimum, taken the online youth protection training. These arrangements must be single-gender, and 2 registered leaders must also be present. In addition to the two leaders, there must be a minimum count of four scouts in the cabin. Our cabins sleep 8, so there is only room for one scout and unregistered parent pair per cabin after minimum requirements are met.



Adults in Camp



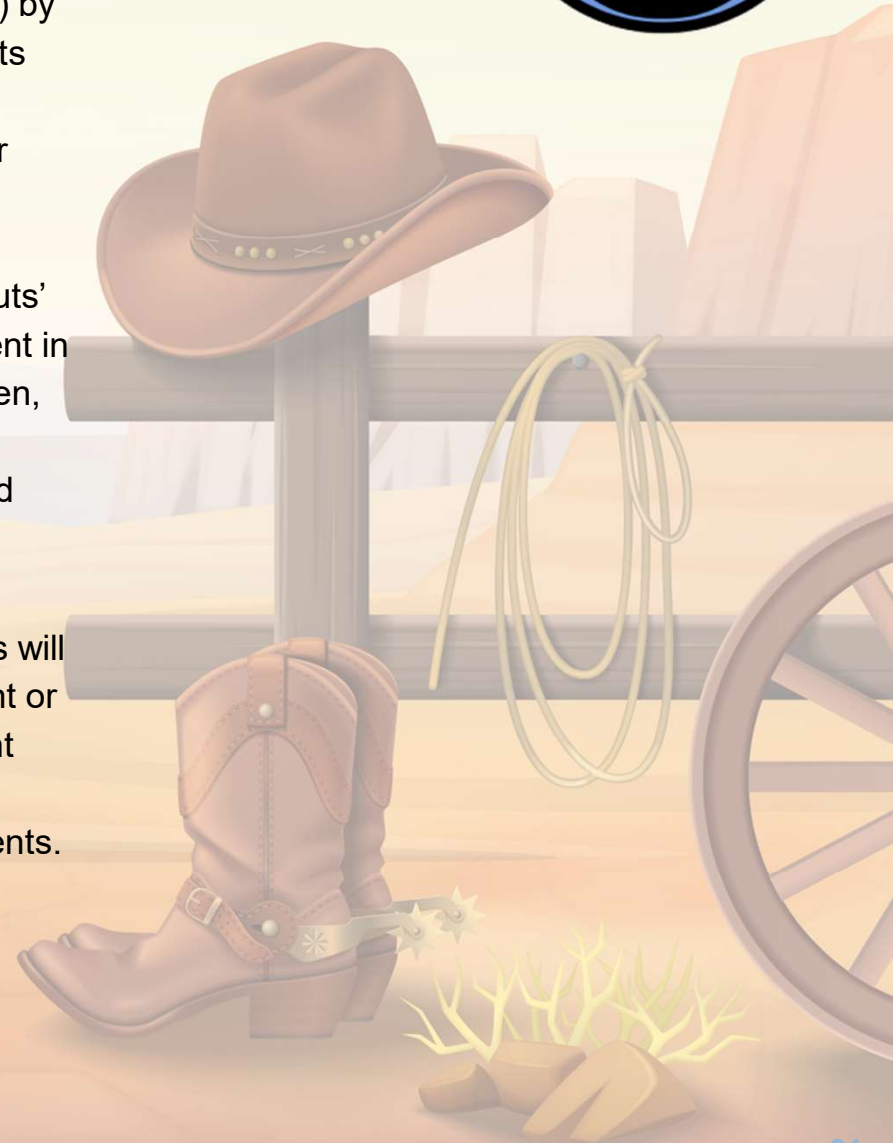
- There must be at least two registered leaders present at any time there is interaction between unregistered parents and children who are not their own children.
- In an effort to make figuring out sleeping arrangements easier, Camp Edward **STRONGLY** recommends that ALL adults attending Buckaroo Round-Up visit <https://my.scouting.org>, take the free, online youth protection training course, and bring their certificate along with them to camp.
- This course may be taken whether an individual is registered in Scouting or not, and is free of charge.



Adults in Camp



- A note regarding grandparents and other adult members of families attending in place of the parent or legal guardian – Unless the adult is the parent or has been legally granted guardianship of the child(ren) by a court, they can NOT share a tent with the child(ren). Grandparents and other adult relatives also may NOT share a tent with the family EVEN IF the parents are also staying in that tent. The exception for Cub Scout tenting applies ONLY to parents and legal guardians. Grandparents and other adult relatives will, at minimum, need to be registered with Scouting America in an adult position within the scouts' pack in order to attend. The exception to the registration requirement in Cub Scouts applies ONLY to parents and legal guardians. Even then, they will need separate accommodation or be in a cabin with supervision that meets the minimum ratio requirements of registered leaders to scouts.
- As Camp Edward has a limited number of cabins, some participants will need to sleep in tents. We recommend that packs bring along a tent or two in the event that the available tents are not available in sufficient numbers to fit everyone into a sleeping space in accordance with Safeguarding Youth requirements. Each campsite has ample room to pitch personal tents.



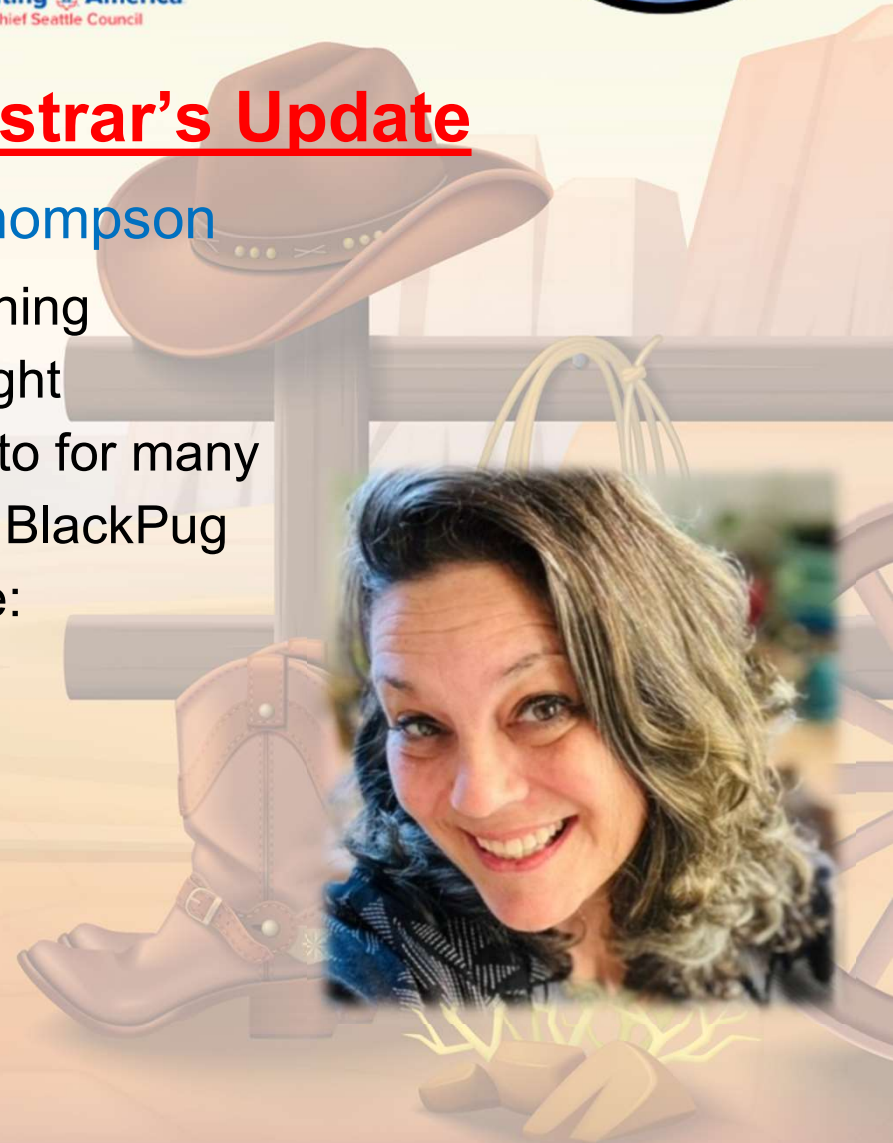


Council Camping Registrar's Update

Introducing: Kali Thompson

Kali is the Camping registrar and Event Planning Assistant for the Chief Seattle Council. Tonight they'll be going over and explaining the how-to for many of the things you'll need to do within the new BlackPug registration system. Of particular interest are:

- Updating your Camp Reservation
- Reporting any alternative diet information
- Applying for Camperships
- The Chief Seattle Council Refund Policy





Reminder – Reporting Special Needs

- TWO WEEKS – those are the magic words
- Provide the information via BlackPug
- We need to know about
 - Alternate Diets
 - The use of CPAP machines
 - Any physical limitations you or your scouts may have

Ensuring we have this information two weeks in advance will help US to ensure that we are well prepared to accommodate you when you arrive at camp!

Trading Post

Cash, Check, or Credit Card Accepted!
(Dip, Tap, Swipe, Apple Pay, Android Pay all work)



Craft Kits available separately at Craft Lodge

- Snacks
- Beverages
- Memorabilia (clothing, branded items)
- Camping gear, Pocket Knives, Literature
- Buckaroo Round-Up T-Shirts for Purchase
- And much more!



**ONLINE T-SHIRT PRE SALE IS NOW LIVE
AND TAKING ORDERS!!**

- Items will be delivered to camp and handed out when you arrive. More than just t-shirts are available.
- Prices are DISCOUNTED in the online store.
- Get your Buckaroo Round-Up T-Shirt's Ordered EARLY. Store closes June 29th!



<https://campedward.seure-decoration.com>



Things to Remember

- The Scout Oath and Law are the Laws of Your Camp
- Have Fun
- Sandals are only permitted on the waterfront.
(But not to and from. Please change into them at the beach when you arrive there)
- Drink more WATER! – Bring Water Bottle(s).
- Buddy System
- Bug Spray
- Sun Screen
- Report any dietary allergies or other physical needs at least 14 days PRIOR to arrival using the roster section of your online reservation.
This is critical!
- Bring a 2oz hand sanitizer to carry per person.





Getting to Camp Edward

Address for Camp

25600 Monroe Camp Rd

Snohomish, WA 98290

GPS: (47.976333, -121.887850)

Camp Mailing Address

Camp Edward

Camper Name, Pack Number

25600 Monroe Camp Rd

Snohomish, 98290



The most reliable methods for sending packages to scouts at camp are
FedEX or UPS.

2027 Cub Scout Summer Camp at Camp Edward



- Registration will be live SOON!!
- Register EARLY!

SAVE THE DATES!
(proposed dates for 2027)

- Session 1: July 29-August 1
 - Session 2: August 5-8
 - Session 3: August 12-15
 - Session 4: August 19-22
 - Session 5: August 26-29

National Accreditation



The Chief Seattle Council's Camp Edward is a Nationally Accredited Cub Scout Long-Term Camp.



Thank you for choosing
Camp Edward and
Buckaroo Round-Up
in 2026!