

2019 Tyee - Klahaya District Camporee



May 3rd-4th, 2019

Cascade Park
Arlington, Washington

Welcome to the Camporee

Welcome to the Tyee-Klahaya District Camporee. Before last year, it had been several years since we had a district camporee. Our Districts' chapters of the Order of the Arrow have volunteered to bring back this great tradition. We have a big weekend planned for you and your Scouts. All Scouts BSA Troops, Venture Crews & Webelos Scouts are invited. This year's theme is "The Return of the Camporee". The theme will be represented in the Games & Activities, as well as the skits and songs that each unit will perform at the Friday evening Campfire. Camporee will be held at Cascade Park in Arlington, Washington.

This is a great opportunity jamboree style tent camping, Patrol Competition, Webelos Recruitment, and Inter-unit Fellowship. The event will strengthen the Patrols and Troops as they demonstrate their scouting skills and ideals.

Registration

All participants, youth and adult, must be registered to attend the Camporee. Follow this link to register: <https://scoutingevent.com/606-EastCamporee2019>. There is a registration paper form located at the back of this guide. Registrations are available for Friday night campers as well as Saturday arrivals.

Those arriving Saturday morning must Check in with Camporee staff before participating in any activities.

Forms

You must include the following forms with your registration:

- Registration Form:
 - Complete the Registration Form in the back of this Guide and send it to:
Mount Baker Council, B.S.A., 1715 100th PI SE #B, Everett, Washington 98208
 - Or register online: <https://scoutingevent.com/606-EastCamporee2019>
- Unit Roster - Located in the back of this Guide.
- Campfire Song, Skit or Story Submission Form - Located in the back of this Guide.
- Also, the unit leader must have in his/her possession a completed BSA Health Form for each youth and adult participant. The form is available online at <http://www.scouting.org/scoutsource/media/forms.aspx>

Cost

Webelo, Scout, Ship & Crew Members: \$10 ea
Adults: \$5 ea

All funds collected go towards running the event.

Check-In on Friday

Where to go – Upon entering Cascade Park, you will be directed to where to check in. Our main camp area will be Brigham Heights (see map).

Unloading your gear – For safety purposes, no parking will be available at the campsite. However, at specific times, you will be allowed to bring a vehicle to the campsite for unloading / loading large gear. Parking will be located next to the basketball court, or as directed when you arrive.

Campsites

We will be camping in Brigham Heights (main camp). Be prepared with tents and rain shelters. Each unit will be assigned a camping location based on the size of their troop. Water is available nearby. Porta potty's are available within Brigham Heights and restrooms and showers are available in McKay Heights.

Check-Out

Camporee is officially over after the awards ceremony on Saturday night. Units must check out with camporee staff prior to leaving.

All units are asked to follow the "Leave No Trace" camping guidelines. Campsites must be left clean. Leave it better than you found it.

Please fill out the Camporee Evaluation form contained in this guide before you leave. We would like to have your feedback on the Camporee and how we can make it better for you and your Scouts. Your feedback is important to us, so we can evaluate and make improvements.

Special Note on the Theme

The youth have chosen a theme based on Star Wars and May the Fourth (for those of you who understand the reference). While we encourage units plan skits and costumes to compliment the theme, **we request that the only time plastic light sabers are used are during the skits. Additionally, masks are to be limited to skits as well.**

At a previous camporee, not that long ago, many scouts brought light sabers and held duels on their own. Some of those duels quickly got out of hand. We respectfully ask that scouts and leaders restrict the showing and use of light sabers to skits in which they are part of the costume or a prop. We want everyone to have fun, and want everyone to go home with what they brought with them.

THE RULES

This Camporee will be great fun and a memorable adventure for all who attend. Your Camporee Staff wants this to be a SAFE activity without injury or mishap. To plan for that goal, we have established a few Common Sense Rules that will make the Camporee more enjoyable for all.

Leadership: At least two registered adult leaders must be available in camp at all times during Camporee. The Camporee Committee wants to remind all adults that this Camporee is for the boys to enjoy. Please use the Patrol Method at all times.

Scout Oath & Law: The Scout Oath and Law are expected to be practiced by all attending the Camporee.

Campsites: Campsites are assigned on a first come first served basis, and by size of the troop.

Food: All units will be responsible for their own meals. This is a great opportunity for scouts working on cooking requirements, to pass some of those off.

Water: Water is available in multiple areas in Brigham Heights. Plan on bringing a water jug to carry your water from where the water will be located.

Fires: Fires will be allowed only in approved fire pits in each campsite. Fuel stoves and lanterns are allowed.

Exception: Fire pits above the ground will be allowed. Those fires must be monitored at all times.

Fireworks: Fireworks are not allowed. NO EXCEPTIONS

Restroom Facilities: We will have access to the restroom facilities in main camp.

Lantern & Stoves: BSA Policy on fuels will apply. Only adults will refill all lanterns and stoves. Fuel must be stored away from fires and cooking area and absolutely NO LANTERNS OR FLAMES IN TENTS.

Visitors: ALL are Welcome...especially at the Saturday campfire.

Parking: All vehicles will be expected to park in the designated parking lot. A very limited number of cars will be allowed in the main camp (only for the purpose of dropping off large equipment). Special Needs will be taken care of on an individual basis. All personal equipment must be carried in by all Scouts.

Clean Up: Each unit's adult leaders will be responsible for ensuring that their campsite is clean prior to leaving. All trash must leave with your Unit. Leave No Trace! A Camporee Staff member must inspect each campsite before the unit departs.

Event Information

A Unit leader & Senior Patrol Leader will meet at 9:30pm (time subject to change), Friday night at HQ. At that time, Camporee Information will be distributed. Each Patrol should gather at the Camporee Flag Pole by 8:30am, Saturday morning for the Opening Ceremony. Competitive activities & events will begin at 9:00am. There will be a Lunch Break from 12:00pm until 1:30pm. Afternoon events will begin at 1:45pm and conclude at 4:45pm.

Events will include, but aren't limited to:

- **First aid skills**
- **Fire building** – *no matches and no lighters with fuel allowed!*
- **Knot and lashings**
- **Orienteering course**
- **10 Essentials**
- **Flag Etiquette**
- **Team Building**
- **And many more!**

List of Materials Needed for Each Patrol

- 1 Scout neckerchief per scout
- Ten essentials
 - Those bringing a knife need to have their Totem Chip
- 1 patrol flag
- 1 patrol yell
- Work gloves for service, for each scout
- A Scout uniform for each member of the patrol
- Lots & Lots of Scout Spirit

Stuff for Scoutmasters too!

As this is a Patrol event, there will be activities and competitions for Scoutmasters and adults as well. In keeping with the theme, those adults interested will be able to complete and earn the Primitive Fire Building, Duct Tape and Dutch Oven badges. There will be an adult Dutch oven dessert competition Saturday afternoon. All participants will be responsible for bringing their own supplies. A list of adult activities and the requirements for the badges will be available upon request prior to and upon arrival at the camporee.

Service Projects

Each patrol will be participating in a service project on Saturday. We encourage everyone, adults as well, to bring work gloves. One of the projects Saturday afternoon will be transporting chopped wood to the two wood bins in our field, and filling them. If you are bringing a truck and would be willing to help, please contact the Camporee leadership in advance.

Patrol Site Inspection

We will be conducting Unit Campsite Inspections during the Camporee. Teams of judges will inspect each campsite. Judges will be viewing campsites beginning at 10:00am on Saturday. Please review the Campsite Inspection form with your Senior Patrol Leader to see what the judges will be looking for.

Friday Campfire

The Friday night campfire will be fun. The Camporee campfire features, songs, skits, and stories. This year, we are also going to feature a district wide call-out for all youth and adults that have been elected/nominated for the Order of the Arrow*. In your guide book is a form for your patrols to select a song or skit to perform at the Campfire. We ask you to talk with your Senior Patrol Leader and come up with some ideas. Please use the theme of the Camporee in developing ideas for skits. Please fill out skit registration form (attached to back) prior to Camporee.

**There will also be an Order of the Arrow Call-out ceremony. Scoutmasters please notify the registrar upon arriving if you have boys that have been elected and want to be called out on Friday night.*

Saturday Closing Ceremony

At the closing ceremony there will be skits, awards, patches and badges will be given out.

Scoring and Guidelines

Events will be scored on accomplishment and teamwork. Points will be awarded for completing tasks. Patrol spirit. Timing, and other factors. Complete scoring guidelines will be available at each station.

Additional bonus points can be awarded for outstanding effort and spirit (whether they completed the task or not).

Schedule of Events (subject to change)

Friday May 3rd

5:00pm Units arrive. Registration and camp set-up begin.

5:00pm Campsite Set-up and Dinner.

8:30pm Campfire

9:30pm Senior Patrol Leader & Scoutmaster meeting at HQ.

10:00pm Taps! Scouts to be in their campsite – Quiet Please!!

Saturday May 4th

6:30am Reveille – Rise and shine!!

7:00am Breakfast and clean up.

8:30am Opening Ceremony, Flag-raising, and Invocation at Assembly Area.

9:00am Boy Scout Events begin in activity areas– all Patrols participating

12:00pm Boy Scout Events end

12:00pm Lunch Break!

1:30pm Gather at the Flag

1:45pm – 4:45pm Patrol Activities and Games

5:30pm Closing Flag Ceremony

6:00pm Clean up and Check Out.

PATROL CAMPSITE INSPECTION SHEET

TROOP # _____

PATROL NAME: _____

UNIT PATROL SITE

- ___ 1 Evidence of campsite planning
- ___ 2 Separate patrol area
- ___ 3 Dining flies pitched
- ___ 4 Tents properly pitched
- ___ 5 Proper display of American & Troop Flags
- ___ 6 Tents zipped or flaps rolled
- ___ 7 Personal gear is packed and stowed neatly out of sight

HEALTH & SAFETY

- ___ 8 All tools & equipment safely stored
- ___ 9 Liquid fuels properly stored
- ___ 10 Tent lines flagged for safety
- ___ 11 First Aid Kit Visible & identified
- ___ 12 Campsite clean of litter & trash

CAMP KITCHENS

- ___ 13 Cook stoves cleaned and stored properly
- ___ 14 Kitchen clean & orderly
- ___ 15 Duty roster & menus posted
- ___ 16 Food properly & safely stored

CAMPSITE INGENUITY

- ___ 17 Campsite Improvements such as gateways, fences, pioneering displays, dish washing stations.

Score each item from 0 to 5 points. Do Not Deduct Points. Possible 85 points

Total Points _____

Judges: _____

Cascade Park

12629 155th Ave. NE

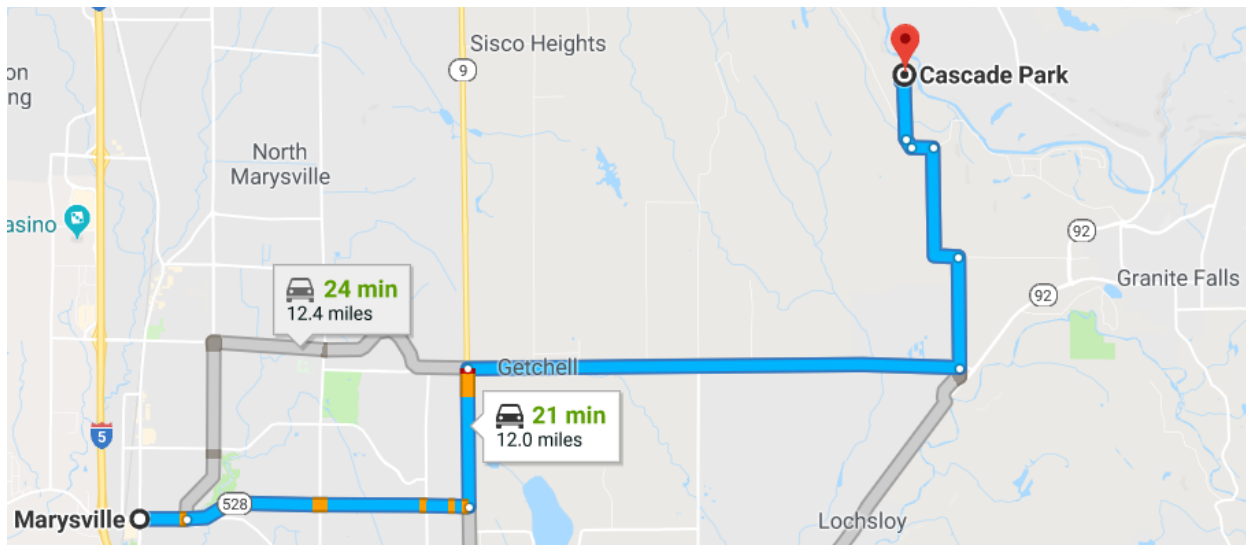
Arlington, WA 98223

360-691-5656

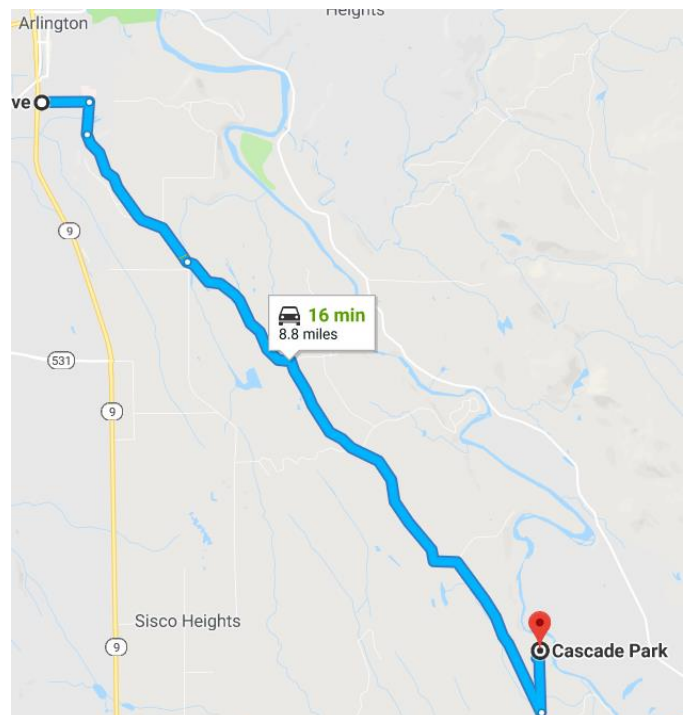
cascadeparkcamp@ldsmail.net

DIRECTIONS TO CAMP:

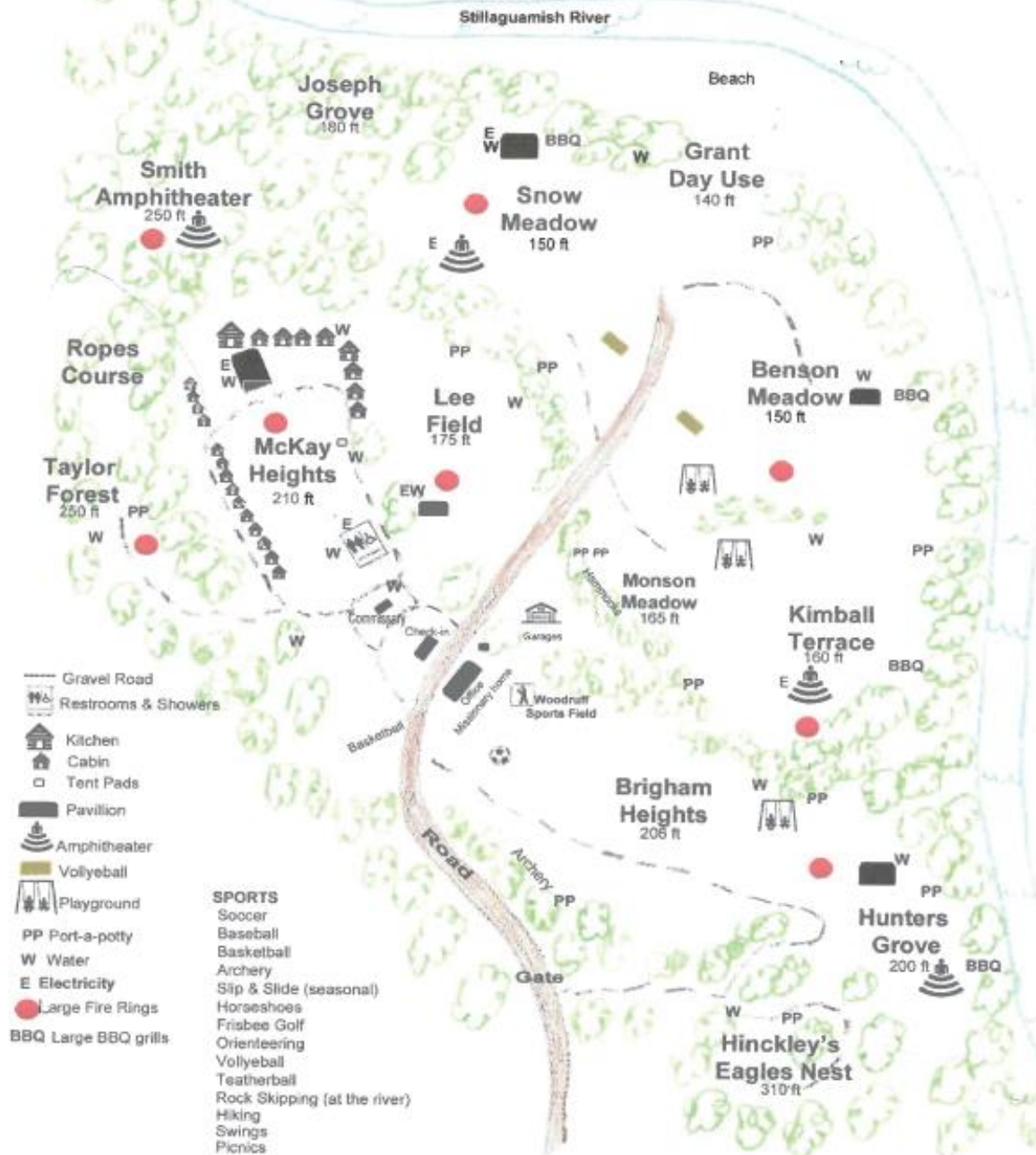
From the Marysville: Go East 64th St NE (SR528) towards HWY 9. Turn left on HWY 9 (North bound). At the roundabout, take first exit, 84th St. NE towards Granite Falls. Turn left on 163rd Ave NE (at the first station). Turn left on 100th St NE and follow curves as it turns into 159th Ave. NE. Take a left on 116th St. NE, following curves as it turns into Burn Rd. Turn right onto 155th Ave NE/Dahlstrom Rd. The Park is at the end of the road.



From the Arlington: Take HWY 9 South and turn left onto E. Highland Dr. Turn right onto S. Stillaguamish Ave. Take slight left onto Burn Rd. Stay on Burn Rd for 6 miles, then turn left onto 155th Ave. NE/Dahlstrom Rd. The Park is at the end of the road.



Cascade Park



CASCADE PARK
 12629 155th Ave NE
 Arlington, WA 98223
 360.691.5656
 cascadeparkcamp@ldsmail.net

The Church of JESUS CHRIST of Latter-day Saints

2019 Camporee Evaluation

Please turn in at the time your unit checks out. Adult Leaders and Senior Patrol Leaders please discuss and evaluate your Camporee experience and fill out this evaluation form. Your comments will help in planning future such events. Thank You for your feedback.

Please rate the following:	Excellent	Good	Fair	Poor
1. Camporee Guide Book	_____	_____	_____	_____
2. Ease of Registration	_____	_____	_____	_____
3. Theme of Camporee	_____	_____	_____	_____
4. Friday Leaders Meeting	_____	_____	_____	_____
5. Scoring System	_____	_____	_____	_____
6. Competitions	_____	_____	_____	_____
7. Special Events	_____	_____	_____	_____
8. Closing Ceremony	_____	_____	_____	_____
9. Awards/Judging	_____	_____	_____	_____
10. Overall Experience	_____	_____	_____	_____

What would you have done differently to make this a better experience for the Scouts in your troop?

Do you have a suggested theme for a future Camporee?

What efforts did you make to bring Webelos to this event?

Additional Comments (Write on back, if necessary)

Campfire Song, Skit or Story Submission Form

Please use this form to let us know that you wish to perform at the Saturday evening campfire. If possible, base the skit, or song on the "The Patrol Awakens" theme, but feel free to use your imagination. Each patrol in your troop may participate. A selected number of skits and songs will be presented at the Friday evening campfire and others at the closing ceremony on Saturday.

Unit #: _____ Patrol Name: _____

Check One: Song: _____ Skit: _____ Story: _____

Song, Skit or Story Name: _____

Description of Song, Skit or Story: (It must be Scout appropriate and must be approved to be performed).

CAMPOREE UNIT ROSTER

Bring this Completed Form to the On Site Registration Table

TROOP/UNIT NO.: _____

Unit Leader: _____ Emergency Number _____

Senior Patrol Leader: _____ PRE-REGISTERED: YES: ____ NO: ____

PATROL/DEN NAME: _____ **PATROL/DEN NAME:** _____

1. _____ 1. _____

2. _____ 2. _____

3. _____ 3. _____

4. _____ 4. _____

5. _____ 5. _____

6. _____ 6. _____

7. _____ 7. _____

8. _____ 8. _____

PATROL/DEN NAME: _____ **PATROL/DEN NAME:** _____

1. _____ 1. _____

2. _____ 2. _____

3. _____ 3. _____

4. _____ 4. _____

5. _____ 5. _____

6. _____ 6. _____

7. _____ 7. _____

8. _____ 8. _____

TROOP/UNIT NO.: _____

Unit Leader: _____

Emergency Number _____

LIST ALL ADULTS (At least two registered adult leaders must accompany and remain with each unit at the Camporee.)

_____	_____
_____	_____
_____	_____
_____	_____
_____	_____
_____	_____
_____	_____
_____	_____

Bring this Completed Form to the On Site Registration Table – Note up to one Adult per patrol may be needed to help staff events during the day.



2019 Tyee-Klahaya District Camporee "Return of the Camporee"

Brought to you by the Tyee & Klahaya Chapters of
the Order of the Arrow

May 3rd and May 4th, 2019

Cascade Park, Arlington, WA



- What? The Camporee: Fun! Patrols! Leadership! Star Wars!
- When? May 3rd (registration begins at 6pm for those camping Friday night)
May 4th (registration begins at 8am for those coming Saturday)
- Where? Cascade Park, 12629 155th Ave NE, Arlington, WA 98223
- Registration? \$10 per youth, \$5 per adult. Open to Troops, Crews, Ships and Webelos Dens.
Please register by April 26th.
Online registration here: <https://scoutingevent.com/606-EastCamporee2019>
- More Info? Tyee Camporee Leadership- Contact Steven Glenn (360)-348-9116, steven.glenn1@gmail.com
Klahaya Camporee Leadership- Contact Sean Blackburn (425)299-7651, sean.blackburn.72@gmail.com

2019 Tyee-Klahaya District Camporee

May 3rd-4th, 2019

Return bottom of form and fees to:
 Mount Baker Council, BSA
 1715 100th Pl SE, Ste. B
 Everett, WA 98208

Unit #: _____ Leader Name: _____

Email: _____

Address: _____ City: _____ State: _____ Zip: _____

Phone: _____

Scouts attending _____ @ \$10 = \$ _____

Adults attending _____ @ \$5 = \$ _____

Total \$ _____

Payment:

Check (Payable to Mount Baker Council, BSA) Number: _____

Credit Card: Visa Mastercard American Express (circle one)

Card # _____ Expiration date _____/_____/_____

Signature: _____