



ZooU - ABQ 2025

April 19, 2025

Merit Badge University Information



Registration

Due to demand and the numbers of units wishing to participate, registration will be accepted on a first-come, first-served basis and spaces are limited. Registration will open at 9 am on Saturday March 1st and is open until 11:59 pm April 14, 2025. Due to the need to coordinate admissions with the Albuquerque Biopark, no late registrations will be accepted at the office or at the event. We will make no exceptions to this policy! If the class you are interested in is full - there will be a waitlist option and you will be notified if a spot opens up.

Check-In/Out Procedure for Scouts

Check in location will vary depending on the Merit Badge Class - Check in will begin at 9:30am on Saturday, April 19 - Classes will begin promptly at 10:00 am

ARCHITECTURE - Meet at ABQ BioPark - Botanic Garden entrance

INSECT STUDY - ABQ BioPark - Botanic Garden entrance.

LANDSCAPE ARCHITECTURE - ABQ BioPark - Botanic Garden entrance.

REPTILE & AMPHIBIAN STUDY - ABQ BioPark - Zoo entrance





MAMMAL STUDY - ABQ BioPark - Zoo entrance

The program will officially end at 3pm. If a parent needs to pick up the Scout before the event ends - they should reach out to our on-site coordinator Lois Caipen at (505) 306 7694. Scouts must sign out with a leader before leaving to ensure accountability.

A Scout Is Prepared: What to Bring

- Wear the "Class A" uniform - you are representing Scouts to the world
- Blue Card signed by Unit Leadership or a signed permission slip from SM indicating the Scout has discussed their intention to work on this Merit Badge (GTA 7.0.0.3)
- Printed copy of completed BSA Medical Forms Part A/B signed by parent. These will NOT be collected but the Scout must have it in case of emergency. (Guide to Safe Scouting - Section 5)
- Sack Lunch - refrigeration is NOT available and food will not be available on site
- Daypack
- Refillable Water Bottle
- Hat
- Sunscreen
- Pencil/Pen (or a few)
- Notebook
- Class specific requirements as noted below
- **OPTIONAL** Merit Badge pamphlets or booklet to aid in discussions and researching information.
- **OPTIONAL** Merit badge worksheets are a tool to help complete merit badges and are great for structured note taking or writing a short report to aid in discussion of topics with the Merit Badge Counselor. Completed worksheets do not fulfill the requirements that ask you to "discuss" or "show". (GTA 7.0.4.8).

Zoo U - ABQ 2025 Merit Badge University Opportunities

Merit Badge Offered (hyperlinked to requirements/description)		Pre-Requisites, Partial, Notes
	Architecture	<ul style="list-style-type: none"> Meet at ABQ BioPark - Botanic Garden entrance Bring 2 pencils, eraser, ruler No Prerequisites or Partial Completions
	Insect Study	<ul style="list-style-type: none"> Meet at ABQ BioPark - Botanic Garden entrance 4(c): Bring a phone or tablet to create a scrapbook of 20 insects. Scouts will receive a digital template prior to class in order to create their scrapbook. Ensure Scout knows how to connect their device to a new Wifi connection. If Scout does not have a device, info will be provided about how to create a traditional scrapbook. 3(b): Scouts will receive a larva to raise to its adult stage. This requirement must be completed at home and reported back to Counselor
	Landscape Architecture	<ul style="list-style-type: none"> Meet at ABQ BioPark - Botanic Garden entrance No Prerequisites or Partial Completions OPTIONAL: Bring colored pencils for Req 4
	Mammal Study	<ul style="list-style-type: none"> ABQ BioPark - Zoo entrance No Prerequisites or Partial Completions
	Reptile and Amphibian Study	<ul style="list-style-type: none"> ABQ BioPark - Zoo entrance 8(a) or 8(b) must be completed independently and reported to Counselor after completion

Merit Badge Requirements:

Merit badge requirements used will be the most current, accurate, and official as listed at <https://www.scouting.org/skills/merit-badges/>. Youth should review the requirements for the merit badge they wish to take, prior to arriving on site. We strongly encourage youth to read through the pamphlet/booklet to establish a baseline understanding of the material so they may more thoroughly participate in discussions during the event. Adult leaders and parents should realize and understand that participation and preparation by each scout is of the utmost importance. It is up to the discretion of the counselor to determine if scouts are prepared and participating in the class. The latest update to the Guide to Advancement (Jan 2025) states that a Scout **MUST** discuss with a unit leader or their delegate their intention to work on a specific merit badge **BEFORE** beginning the merit badge (GTA 7.0.0.3). Please ensure this is completed before the day of the event.

While our intent is to cover all the requirements for a merit badge with the exception of the items listed in the table above, we **CANNOT** 100% guarantee that all requirements will be completed and work may be required after the event. If so, the scout will need to share the completed work with the counselor in order for the requirement to be signed off as complete after the session they attend. They will receive contact information for the MBC during the event or may work with another registered counselor after the event to complete the Merit Badge. Remember when contacting merit badge counselors, always include a parent/guardian or Scoutmaster to your conversation in accordance with youth protection standards. After the MBU, the Scoutmaster of each unit in attendance will receive an email with a list of all requirements that were covered by the merit badge counselors in each session.

Event Location and Map

The ABQ BioPark - Zoo is located at 903 10th St SW, Albuquerque, NM 87102
The ABQ BioPark - Botanic Garden is located at 2601 Central Ave. NW, 87104

