

EAGLE ACADEMY *at* **LOST PINES**



JULY 7-10, 2026 **Participant Guide**

Version 1.1

Revision Highlights

Version 1.0 Initial Release

Table of Contents

Camp Director Welcome

Welcome to the Eagle Academy at Lost Pines!

The purpose of the Eagle Academy is to provide a special opportunity for those older Scouts to finish missing Eagle Required Merit Badges and make a serious & determined effort to define and plan their Eagle Project.

While Scouting America is acknowledged as a world-class program for youth development, less than 4% of its youth participants nationwide successfully complete the requirements for Eagle Scout. In Capitol Area Council, it is estimated that roughly 600 registered Scouts every year will reach their 18th birthday before completing their Eagle requirements.

While there are many reasons why a Scout might "age out" before finishing their Eagle, a frequently observed challenge is that as the Scout grew older, they became less active in their Troop due to other activities competing for their time. The conventional wisdom often discussed among Scoutmasters is that if your scout isn't well on their path to Eagle by their 16th birthday, they are unlikely to succeed due to these time conflicts. For example,

- Getting their Driver's License
- Social/Romantic Dating
- Having a Job
- College Preparation
- High School Sports / Band Participation

So, congratulations on committing to finishing your Eagle Scout by attending this Eagle Academy!

Yours in Scouting,

Toni Nelson

Camp Director

General Information

Lost Pines Scout Reservation (LPSR) covers nearly 542 acres on the northern shores of Lake Bastrop. We are dedicated to offering a robust Eagle Oriented program to help your Scout on their trail to Eagle Scout.

Over the four days of the Eagle Academy, we will have 4 Merit Badge Sessions each day with special Eagle Project planning and advising sessions in the evenings.

The Eagle Required Merit Badges include¹:

- Citizenship Merit Badges (World, Nation, Community, Society)
- Life Savings
- Environmental Science
- Sustainability
- Personal Management
- Cooking

Eagle Project planning and advising include:

- Brainstorming: Project Ideas, Beneficiaries, Service Hours
- Proposal Development: Costs, fund raising, Logistics Permits & Permission
- Project Workbook & Resource Planning: Ambition Letter and Life Purpose
- Submission & Review: Presentation, Check List, District Board of Review

Participants Requirements

Youth Participants are expected to have already earned the rank of Star and be under the age of 18. This program is designed for the more mature Scouts (preferable around 14 years old) who have a strong desire and drive to vigorously finish their Eagle Scout requirements.

Upon arrival, the attendees will be placed into Crews and assigned a staff member(s) who will serve as their Scoutmaster. Adult Scouters wishing to volunteer as Crew Leaders can apply as well for a limited number of spots.

Dates

The Eagle Academy spans 4 days starting on July 7 and ending July 10. Please note that since this is a compressed schedule, we will **rigorously** follow our posted schedule in order to meet all our goals.

July 7:	Check-in starts promptly at 9 a.m.
July 10:	Departure starts at 12:30 p.m.

Fees

Scouts BSA Youth	\$400
Volunteer Adult Leader	\$120

¹ Subject to change. Some of these will require pre-work before arriving at Eagle Academy. Details below.

Payment Schedule

	Payment Window	Youth	Adult Volunteer
1st Payment	At Registration	\$200	\$60
2nd Payment	4/21/26-6/1/26	\$200	\$60

Emergency Telephone Numbers

Please note, the numbers below are for medical and family emergencies only. Lost Pines Scout Reservation is not equipped with a paging system. If a parent calls with a non-emergency, that message will be communicated at the next meal.

Camp Leadership

Camp Director

Toni Nelson

txtoni@gmail.com

(512) 736-2806

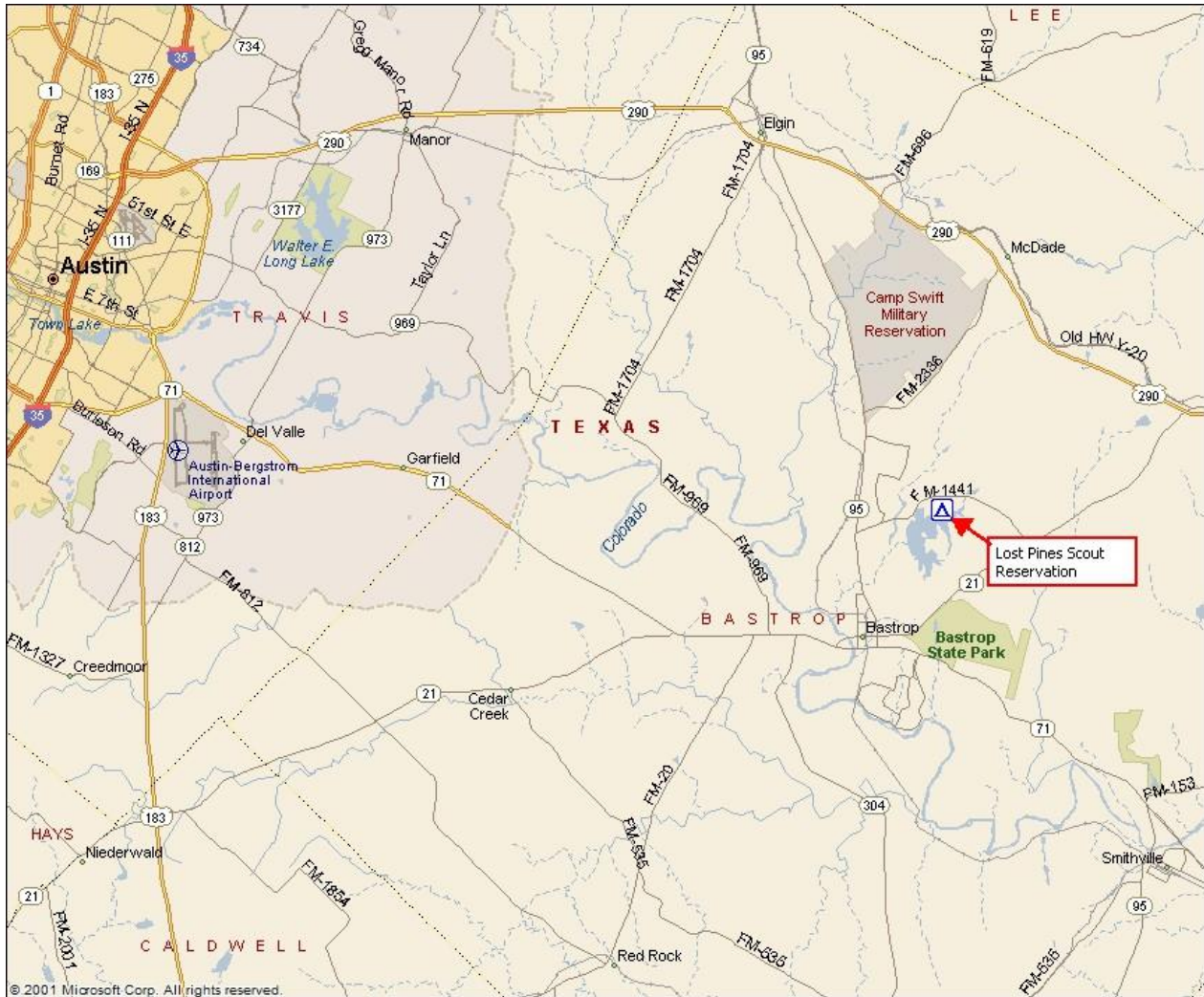
Director of Support Services

Ron Settele

ron.settele@scouting.org

(972) 822-0984

Map to Lost Pines Scout Reservation



To reach Lost Pines Scout Reservation from Austin using Hwy 290:

- East on Highway 290 to Elgin
- Right on Highway 95 South, approximately 12.8 miles to FM 1441
- Left on FM 1441 East, approximately 3.4 miles to Lost Pines Scout Reservation
- Turn right into Lost Pines Scout Reservation

To reach Lost Pines Scout Reservation from Austin using Hwy 71:

- East on Highway 71 to Bastrop
- Left on Highway 95 North, approximately 3.8 miles to FM 1441
- Right on FM 1441 East, approximately 3.4 miles
- Turn right into Lost Pines Scout Reservation

Preparing for Camp

This guide is intended to provide important information to assist participants as they prepare for a safe and enjoyable Eagle Academy at Lost Pines Scout Reservation. While the information contained here is comprehensive, we know there are some questions left unanswered. If you have any urgent questions, please don't hesitate to contact Ron Settele, ron.settele@scouting.org, Director of Support Services.

Campsites

Tents, with wooden platforms, are provided for all participants. The picture will give you an idea of what to expect when you arrive at your campsite. Cots are **NOT** provided. You are also welcome to bring your own tent. The Capitol Area Council prohibits the use of hammocks on all our properties, including Lost Pines. We appreciate your cooperation.



Restroom and Shower Facilities

Lost Pines Scout Reservation has several bathhouse facilities near our campsites and the parade ground that offer showers, toilets, and sinks. These facilities all have running water and electricity.

Dietary Needs

We strive to provide options to fit the dietary needs/restrictions of our campers with every meal. Upon request, we can provide the following options:

- Gluten-free
- Vegetarian
- Poultry Only (No Beef and/or No Pork)

In the online registration system, please be sure to indicate which participants will require these dietary options.

We do acknowledge that we cannot accommodate every dietary need or restriction. Microwave ovens and refrigerators/freezers are available in the Dining Hall for campers who may need to store and prepare food brought from home. Please ensure that items stored in the refrigerators/freezers are labeled with name and unit number.

Paperwork

Adult Leaders

Any adult volunteers must be registered and 21 years of age or over to be on camp, according to Scouting America policy.

All adults staying overnight must submit the following items.

Scouting America Membership and Safeguarding Youth Training

Each adult volunteer MUST bring a printed unit roster from <https://my.scouting.org/> showing they are currently registered with Scouting America. A unit roster from ScoutBook, or any other troop management software, is not sufficient.

Texas Youth Camps Health and Safety Act Form

Texas state law requires that background checks be run **BEFORE** you arrive at camp. *Texas Youth Camps Health and Safety Act Forms* to 564roster@scouting.org no later than **May 15th**.

Per Texas state law, adult leaders will not be permitted to enter camp unless their sex offender database inquiries and criminal background checks have been completed. These can be run at camp but not until after unit check-in has been completed. Until that time, the leaders will need to wait in the camp parking lot.

Refund Policy

The refund policy is posted on the Capitol Area Council website - <https://www.bsacac.org/refund-policy/>

Arriving at Camp

Checking In

The camp check-in begins at 9am on July 7th. Lunch will be served in the dining hall at 12:30 pm and class sessions began at 2 pm.

Upon arrival at camp, please park all vehicles in the designated lot.

Youth Participant and Adult volunteers must report to Lindsay Lodge for check-in and the Medical Lodge for medical recheck.

After medical recheck, each youth participant will be assigned a crew and campsite.

Medical Recheck

Every youth participant and adult volunteer attending Eagle Academy will need to have a completed [Annual Health and Medical Record](#) (Parts A and B), dated within the last twelve months..

Make a copy of your medical forms, leave the original at home, and bring the copies to camp. The medical forms will remain in the Health Lodge for the duration of camp and be returned when you depart.

First Aid

A fully trained first aid person will be available in camp 24 hours a day. Arrangements have also been made at a clinic in Bastrop. ALL injuries (no matter how small) must be reported to the camp staff. As proper records and treatments must be assured, the Capitol Area Council does not advise the use of personal “first aid kits.” If you wish to bring your own first aid kit (even if this merely includes band-aids) we ask that you use it sparingly.

Medication

All medication must be managed by the Health Lodge or volunteer leader.

During your Stay at Camp

Vehicles

No vehicles will be allowed in the campsites. If you require assistance in transporting gear to your campsite, please make a request during check-in.

Participant Conduct

Since Eagle Academy is intended for mature youth, their conduct is their own responsibility. They should be vigilant in making sure their behavior is consistent with the Scout Oath and Law. This is a camp policy that we have found to be of mutual benefit.

Please abide by the outdoor code while at camp. Do not cut or mar trees. **Capitol Area Council prohibits the use of hammocks on all our properties, including Lost Pines Scout Reservation.** We appreciate your cooperation.

Uniforms and Shoes

The full field uniform is to be properly worn by youth and adult volunteer leaders at flag retreats and dinner. For safety reasons, closed shoes (sneakers or boots) are to be worn at all times (except in your tent, at the pool, or in the shower). Please, no Crocs or hiking sandals.

Prohibited Items

Tobacco-use by adult volunteers in the presence of Scouts is not permitted at camp. Adult leaders wishing to use tobacco products or vape may do so only in the Commissioners Area.

The consumption, possession, or use of any alcohol, illegal drug or controlled substance is strictly forbidden on any Capitol Area Council property. We will enforce all local, state, or federal laws where violations involving the above are reported.

Fireworks, pets, personal firearms and ammunition, and personal bows and arrows, of any type, are not allowed at camp. In addition, camp policy prohibits the carrying of fixed-blade knives.

Do not take home any wild animals. Pets of any kind are not allowed on camp unless they are a service animal. Violators will be asked to leave camp.

Pre-Camp Meetings

There will be at least one parent/youth Zoom meeting sometime in the Spring 2026 (March/April time frame). Attendance is mandatory for all participants. There will also be additional Zoom meetings to discuss any Merit Badge pre-work which needs completion before camp. The Merit Badges which require pre-camp work are identified in the Merit Badge Summary table on the next page and on the [Eagle Academy Website](#).

Eagle Academy Schedule Overview




Merit badges and related activities at Eagle Academy are designed to fit into a full three-day schedule. Classes begin at 2:00 p.m. on Day 1. On Day 4, the morning class periods will be held before a 12:30 p.m. departure.

Camp Schedule

Day	Time	Activity
Day 1	10:00-11 a.m. 12:30 p.m. 2:00 - 5:00 p.m. 5:50 p.m. 7:00 - 9:00 p.m. 10:30 p.m.	Check-In at Lindsay Lodge Lunch Eagle Required Merit Badge Sessions Flag Retreat and Dinner Eagle Project Session: Orientation & Project Ideas Lights Out
Day 2	7:00 a.m. 7:50 a.m. 8:30 – 11:50 a.m. 12:30 p.m. 2:00 – 5:00 p.m. 5:50 p.m. 7:00 - 9:00 p.m.	Breakfast Flag Raising Eagle Required Merit Badge Sessions Lunch Eagle Required Merit Badge Sessions Flag Retreat and Dinner Eagle Project Session: Project Proposal Development
Day 3	7:00 a.m. 7:50 a.m. 8:30 – 11:50 a.m. 12:30 p.m. 2:00 – 5:00 p.m. 5:50 p.m. 7:00 - 9:00 p.m.	Breakfast Flag Raising Eagle Required Merit Badge Sessions Lunch Eagle Required Merit Badge Sessions Flag Retreat and Dinner Eagle Project Session: Project Workbook & Resource Planning
Day 4	7:00 a.m. 7:50 – 11:50 a.m. 12:30 p.m.	Breakfast Eagle Required Merit Badge Sessions Depart Camp (lunch is not provided)

Eagle-Required Merit Badges Offered at Eagle Academy

Merit Badge	Details
	The Lifesaving merit badge prepares Scouts to assist those involved in water accidents, teaching them the basic knowledge of rescue techniques, the skills to perform them, and the judgment to know when and how to act so that they can be prepared for emergencies.
	In Citizenship in the Community , Scouts will learn how a nation is a patchwork of communities that differ from each other and may be governed differently. But regardless of how local communities differ, they all have one point in common: In the United States, local government means self-government. Good citizens help to make decisions about their community through their elected local officials. Pre-camp work with Zoom meeting is required.
	As Scouts fulfill the requirements for the Citizenship in the Nation merit badge, they will learn how to become active citizens are aware of and grateful for their liberties and rights, to participate in their governments and protect their freedom, helping to defend their country and standing up for individual rights on behalf of all its citizens.
	Realize the benefits of diversity, equity, inclusion, and ethical leadership with the Citizenship in Society merit badge. Scouts will research any individual who has demonstrated positive leadership while making an ethical decision, explain what options the leader had when faced with a problem, why they believe they chose their final course of action, and the outcome of the leader's decision.
	Scouts who earn the Citizenship in the World merit badge will discover that they are already a citizen of the world. How good a citizen each person is depends on his willingness to understand and appreciate the values, traditions, and concerns of people in other countries.
	Personal Management is about mapping a plan for your life that will involve setting short-range and long-range goals and investigating different ways to reach those goals. Education, training, and experience all help make your goals become a reality. To achieve your goals, you will choose the best path and make a commitment to it, while remaining flexible enough to deal with changes and new opportunities. Pre-camp work with Zoom meeting is required.

	<p>The Environmental Science merit badge includes a great deal of paperwork; some can be done at home. This is a very challenging merit badge and involves a significant amount of writing.</p>
	<p>Learn to reduce waste and teach sustainable practices to others so you can help conserve Earth's resources with the Sustainability merit badge. Scouts will develop and implement a plan to reduce their water usage, household food waste, and learn about the sustainability of different energy sources, including fossil fuels, solar, wind, nuclear, hydropower, and geothermal.</p>
	<p>Cooking is a great course for those extra-hungry Scouts and represents an excellent experience for any scout. This merit badge requires some cooking on the trail and at home.</p> <p>Pre-camp work with Zoom meeting is required.</p>

Frequently Asked Questions (FAQ):

Packing Lists for Eagle Academy

Scout Equipment

- Field uniform (Full Scout Uniform) and belt
- Activity uniform (Scout t-shirts)
- Clothing appropriate for weather
- short sleeve shirts
- Socks
- Pants
- Shoes (closed-toe) or hiking boots
- Cap or hat
- Underwear
- Pajamas or sleeping clothes (wool, polypropylene, or polyester, never cotton), hat and clean socks for sleeping
- Rain gear (pants and jacket)
- Work gloves
- Cot, pad, or air mattress
- Sleeping bag
- Pillow
- Personal first aid kit
- Flashlight and extra batteries
- Water bottle
- Portable chair or camp stool
- Pocketknife and Totin' Chip

- Towels and washcloths
- Soap and shampoo

- Comb, brush, mirror
- Personal medications
- Merit badge books
- Merit badge prerequisite work
- Scout Handbook
- Spending money

Optional Scout Equipment

- Daypack
- Camera
- Bible or prayer book
- Work gloves
- Dirty clothes bag
- Fishing pole