

Email for Brotherhood Candidate




***@* MK Brown**

(Only Use @ MK Brown)

Dear Brotherhood Candidate,

Congratulations on your decision to continue your journey in the Order of the Arrow by sealing your membership with the Brotherhood Honor! Below, you will find all the details you need to prepare for your Brotherhood conversion.

Arrival Information

-  **Location:** Camp MK Brown
-  **Check-in Time:** 6 pm
-  **Check-in Location:** Lew Benz

Upon arrival, please check in at the designated location. You will participate in activities to reflect on your Ordeal experience, demonstrate your knowledge of the Order, and take part in the Brotherhood Ceremony.

Important Notes

- **Friday Dinner will not be provided.** Eat a good meal before arriving.
 - **The Brotherhood Ceremony is a meaningful experience.** Be prepared to participate fully.
 - **Be ready to work hard and embrace the experience while also making the Ordeal meaningful for new OA members.**
 - **This is your opportunity to reaffirm your commitment to the OA's principles of brotherhood, cheerfulness, and service.**
-

Packing List

The weather in the Texas Panhandle can be unpredictable, so pack for both hot and cold conditions. Be prepared for temperature swings, wind, and possible rain.

Essential Gear

- **Medical Form (MANDATORY)**
 - **Medications - labeled in original bottles**
 - **BSA Field Uniform (Class A)**
 - **Work Clothes**
 - **Water Bottle**
 - **Work Gloves**
 - Jacket or Sweatshirt
 - Rain Gear
 - Hat & Sunglasses
 - **Tent**
 - **Sleeping Bag**
 - Camping Pad or Cot
 - **Appropriate Scout Clothing**
 - **Tennis Shoes or Hiking Boots**
 - Flashlight or Headlamp
 - Pocket Knife (Optional)
 - Personal First Aid Kit (Optional)
 - Toothbrush & Toothpaste
 - Small Towel
 - Shower Essentials
 - Deodorant
 - Sunscreen & Bug Spray
 - Extra Socks & Undergarments
-

Brotherhood Knowledge Review

To complete your Brotherhood conversion, you will need to demonstrate knowledge of the Order of the Arrow. Please review the following:

- The Obligation of the Order
- The OA Song
- The Admonition
- The Sign of the Ordeal
- The OA Handclasp

- The Meaning of the Word "Brotherhood"
- The Purpose of the Order of the Arrow
- The Legend Behind the OA

A great way to study is by reviewing your **Ordeal Handbook** and the materials provided to you at your induction.

If you have any questions, feel free to reach out to Sawyer Imel at sawyer.imel@gmail.com or Joe Rahija at jprahija@gmail.com

We look forward to seeing you at camp!

Yours in Brotherhood,

Sawyer Imel | Lodge Chief

ORDER OF THE ARROW
Nischa Achowalogen lodge

P [806.443.0277](tel:806.443.0277)
sawyer.imel@gmail.com



NISCHA ACHOWALOGEN LODGE
ORDER OF THE ARROW