

FAMILY SCOUTING AT CUBWORLD 2025

📍 Boxwell Reservation



RAWRRRRR!



BRING THE WHOLE FAMILY!

FUN | ADVENTURE | LIFETIME MEMORIES

SIGN UP AT MTCSCOUTING.ORG/FAMILYSCOUTING

RISING 1ST-5TH GRADERS



PARENTS GUIDE

Table of Contents

Introduction Letter.....	3	Visitors.....	14
About Boxwell and Cubworld	4	Meal Times.....	14
Session Schedule.....	5	Leaving Camp.....	14
Important Dates.....	5	General Cleanliness.....	14
Pricing.....	6	Siblings.....	14
Payment Schedule.....	6	Insurance.....	14
Camperships.....	7	Pre-Camp Leaders Meeting.....	15
Refund Policy.....	7	Dining Hall.....	15
Cub Advancement.....	8	Camp Security.....	16
Family Scouting Camp Schedule.....	10	Health and Safety.....	16
Check-in Information.....	11	Swim Test (For Aquatic Activities.....	17
Vehicles in Camp.....	11	Canoeing.....	17
Leadership Policy.....	12	Packing List.....	18
Flag Raising.....	12	Camp and Contact Information.....	18
Letter to Employer.....	12	Directions to Boxwell Reservation.....	19
Leaders Meetings.....	12	Map of Gaylord Cubworld.....	20
Trading Post.....	13		
Lost and Found.....	13		
Camp Staff Opportunities.....	13		
Pet Policy.....	13		
Smoking and Tobacco Usage.....	13		

Dear Parents and Leaders,

Resident Camp at Boxwell Reservation-Cubworld offer a unique, family, fun camping experience for you and your Scouting Family. We are sure you will leave with unforgettable family memories of Cubworld with your Scout. All you need to bring is your gear; we will provide the program, food, tent, cot, mat, and an exciting experience.

This year's theme is **DINO-CAMP!!**

Our summer camp experience is like no other as we want you to bring your whole Pack and Family to camp to have a fun Family experience and pick from one of our sessions of camp in the months of June! Please look at the dates in the leaders guide and plan your Summer of Fun with the Middle Tennessee Council at Boxwell Reservation-Cubworld. The Cubworld staff is ready to bring you the best adventure this summer at Boxwell. However, each session of our summer camp is limited to 150 Scouts. So please plan your calendars accordingly, and be sure not to miss on the **Fun!**

Registration information can be found at our website at **www.mtcbsa.org**. Additionally, you can contact the camping department at 615.383.9724 or camping@mtcbsa.org.

Yours in Scouting,
Jason Flannery,
Reservation Director



ABOUT BOXWELL RESERVATION

Boxwell Reservation is located on Old Hickory Lake in Wilson County on State Highway 109, five miles south of Gallatin near LaGuardo, Tennessee. Its beautiful location features rolling hills with lots of great campsites and hiking trails. The surrounding waters are excellent for swimming, canoeing, fishing and other aquatic activities. For these reasons, and because of its central location, it was well chosen to meet the needs of Scout units in the Middle Tennessee Council. In 1952, the original site was located on what would become Old Hickory Lake. In 1957, the Middle Tennessee Council—through a special act of congress—acquired the title for 528 acres of land from the U.S. Army Corps of Engineers for a small fee of \$1.00. Subsequent purchases brought its size up to 1,273 acres.

There have been four “Boxwells”: Linton, Tennessee (1921-29), Narrows of the Harpeth (1930-48), Rock Island (Charles E. Parish Wilderness Preserve near McMinnville) (1949-59), and the present one. In 1938, the Order of the Arrow’s Wa-Hi-Nasa Lodge #111 was founded at the Narrows of the Harpeth. In 1951, the South’s first Wood Badge course was offered at the Rock Island camp. Each “Boxwell” provided great outdoor experiences for boys and their adult leaders, and made its own contribution to the camping traditions of the Middle Tennessee Council. Today’s Boxwell Reservation on Old Hickory Lake reflected and accelerated the rapid growth of Scouting in Middle Tennessee. Many people worked hard to raise the funds and make the arrangements necessary to acquire and develop these camps. Boxwell Reservation is named for the late Mr. Leslie G. Boxwell, a distinguished Tennessean and Scouter.

In 1960, the first summer camp season at the present camp was held for hundreds of eagerly waiting Scouts. Nearly every kind of tree native to Tennessee can be found somewhere on the reservation, and animal life is plentiful. Some evidence exists to suggest that the ground beneath is honeycombed with caves, and it is believed that Indian and pioneer trails crossed it.

The camps within the reservation are named for other outstanding citizens and Scouters. The developed camps include Camp Stahlman, Camp Parnell, Camp Craig, Gaylord Cubworld, and the Percy Dempsey Camporee Site. Camp Light, Explorer Island, and Camp Beany Elam have been kept as wilderness sites. Boxwell Reservation is rich in tradition and widely considered one of the very best summer camp facilities in the United States.

Gaylord Cubworld was inaugurated on May 17, 1996. Cubworld is an awesome place where a Scout’s imagination will soar. Cub Scouts, Webelos, parents, and leaders can enjoy a weekend stay or just a day at Gaylord Cubworld. Participants can experience one or all of the theme areas: Cub Fort, Native American Village, Cub-A-Lot Castle, Pirate Ships, and the Olympic Village.

FAMILY SCOUTING AT CUBWORLD SESSIONS

Session 1	June 9-11	Session 5	June 23-35
Session 2	June 13-15	Session 6	June 27-29
Session 3	June 16-18	Session 7	June 30 – July 2
Session 4	June 20-22		

UNIT AND FAMILY PLANNING CALENDAR FAMILY SCOUTING SCHEDULE

<u>Important Dates</u>	
November 16, 2024	Summer Camp Kick off University of Scouting
November 16, 2024	Registration Opens
February 2025	Packs Commit to Sessions at Family Scouting
February 2025	Scout Cards Sales Begin
February	Attend Your Packs Family Scouting Kick-Off
April 13, 2025	Campership Application Deadline
April 25, 2025	Scout Card Sales End
Mid – May	Camperships Awarded
May 4, 2025	Early-Bird Registration Ends
May 22, 2025	Pre-Camp Parents Conference Call

Family Scouting Pricing and Schedule

This fee schedule is provided to assist you in planning for Family Camping. We have included all the fees for camp and program areas. "Pay these fees and pay no more."

	Deposit	Early Bird by 5/4/2025	Late Fee after 5/5/2025	Total
Registered Scout Cost	\$50.00	\$125.00	+\$25.00	\$150.00
Guest (adults/sibling/leaders)				\$80.00
** no late fee for adults/sibling/leaders				

Resident Camp Payment Schedule

- A **\$50** Early Registration Deposit per Scout is due upon registration to reserve a participation slot.
- Each camp session will hold **150 registrants**. Each Scout will receive a participation patch as part of their fee.
- If a deposit has been paid, the remaining balance per Scout **must** be paid on or before the following dates.

A **\$20.00 late fee** will be added to all payments past final payment schedule. (all payments must be finalized by midnight of Final Payment date).

If not Paid by that date a \$20.00 late fee will be applied.

Camp Session	Dates	Final Payment Due	Camp Session	Dates	Final Payment Due
1	June 9-11	June 4	5	June 23-26	June 18
2	June 13-15	June 11	6	June 27-29	June 25
3	June 16-18	June 11	7	June 30– July 2	June 25
4	June 20-22	June 18			

Timely payment of registration fees will insure a quick check-in process upon arriving at camp.

Campership Information

The Middle Tennessee Council offers Family Scouting at Cubworld Camperships for Scouts who would not be able to attend camp due to financial difficulties.

Campership amounts will be granted based on the financial need of each applicant. Camperships are not transferable if the Scout cannot attend Resident Camp.

***Note:**

- ◆ A Family Scouting at Cubworld Registration must be completed in addition to the Campership form in order to reserve the Scout's space in the desired session of camp.
- ◆ Turning in a Campership Application without also registering the Scout will not guarantee the Scout a space at camp.
- ◆ All Scouts who submit a Campership Application should be prepared to pay the \$50 deposit.
- ◆ Scouting teaches a Scout to be thrifty. Full Campership is rarely given and only in extreme cases; Partial camperships enable more Scouts the opportunity to attend Resident Camp.
- ◆ Applications for these Camperships are available at www.mtcscouting.org/campership.

Submissions are due no later than 04/13/2025

Leaders and parents will be notified by mail of Campership approvals in Mid-April.


Refund Policy

- All refund requests **MUST** be submitted in writing to the Council Service Center no later than 10 days **BEFORE** your scheduled arrival at Camp.
- **NO** refunds will be considered after the 10 day mark! Any refund given will be less a \$50.00 per person Cancellation fee.
- No refund checks will be processed until August 2025. Exceptions will only be considered for medical reasons with a signed doctor's note.
- Fees are transferable to other Scouts, but it is up to the individual canceling to arrange for payment reimbursement from the replacement Scout.
- The Staff at Middle Tennessee Council must be informed of any fees that are transferred at least 10 days prior to arrival at Resident Camp. Fees CANNOT be transferred at check-in.
- To receive a refund you must use the Council refund request form that is located in the Forms section of the Council website.

Cub Advancement at Cubworld

During Check in each Pack or Scout will be able to sign up for their classes.. Each Scout will have the opportunity to work on four activity pins during camp if they choose too. This program will allow Scouts to work on core activities and electives to help them in their rank advancements. We hope these classes will co inside with our Day Camp program through out the Middle Tennessee Council .


Arrow of Lights Scouts will also be able to join the AOL walk about on the last day of Camp. This is an opportunity for the AOL Scouts to see what the Scouts BSA do during there time at Summer Camp.





TIGER
CUB
SCOUTS


Tiger Adventure


Electives



Fish On


Floats & Boats



Tigers In The Water


Skys The Limit



Summertime Fun
*1 of 3





1st Grade




Scan this QR code to learn more about earning the Tiger badge of rank.


Archery *



BB Gun *


Slingshot *

* Range and target sports Adventures are special Adventures that can only be completed at approved events with qualified instructors.




Tigers In The Wild





WOLF
CUB
SCOUTS


Wolf Adventures


Electives


A Wolf Goes Fishing



Digging In The Past


Paws For Water



Summertime Fun
*1 of 3





2nd Grade




Scan the QR code to learn more about earning the Wolf Rank.


Archery *


BB Gun *


Slingshot *

* Range and target sports Adventures are special Adventures that can only be completed at approved events with qualified instructors.



Paws On The Path



BEAR CUB SCOUTS

Bear Adventure



Bear Habitat

3rd Grade



Scan the QR code to learn more about earning the Bear Rank.

Electives



A Bear Goes Fishing



Bears Afloat



Salmon Run



Summertime Fun
*1 of 3



Archery *



BB Gun *



Slingshot *

* Range and target sports Adventures are special Adventures that can only be completed at approved events with qualified instructors.

Webelos



Cub Scouts

Webelos Adventure



Webelos Walk About

4th Grade



Scan the QR code to learn more about earning the Webelos Rank.

Electives



Aquanaut



Catch A Big One



Paddle Onward



Summertime Fun
*1 of 3



Archery *



BB Gun *



Slingshot *

* Range and target sports Adventures are special Adventures that can only be completed at approved events with qualified instructors.



Arrow of Light

Cub Scouts

Arrow of Light Adventure



First Aid

5th Grade



Scan the QR code to learn more about earning the Arrow of Light Rank.

Electives



Fishing



Paddle Craft



Swimming



Summertime Fun
*1 of 3



Archery *



BB Gun *



Slingshot *

* Range and target sports Adventures are special Adventures that can only be completed at approved events with qualified instructors.

Typical Family Scouting at Cubworld Schedule

Day 1		Day 2		Day 3	
Camp Closed		7:00 am	Group A Breakfast	7:00 am	Group A Breakfast
		7:45 am	Flag	7:45 am	Flag
		8:00 am	Group B Breakfast	8:00 am	Group B Breakfast
9:00 am 11:00 am	Check in	9:00 am 10:15 am	Activity 2	9:00 am 10:15 am	Activity 4
		10:15 am 11:00 am	Pack/Family Time	10:15 am 11:00 am	Pack/Family Time
		11:10 am	Group B to Pool	11:10 am	Group B to Pool
11:30 am 12:20 pm	Group A Lunch Group B Swim Checks	11:30 am	Group A Lunch	11:30 am	Group A Lunch
12:30 pm 1:20 pm	Group B Lunch Group A Swim Checks	12:20 pm	Group B from Pool	12:20 pm	Group B from Pool
2:00 pm	Leaders/Parent Meeting	12:30 pm	Group A to Pool Group B Lunch	12:30 pm	Group A to Pool Group B Lunch
		1:40 pm	Group A from Pool	1:40 pm	Group A from Pool
3:00 pm 4:00 pm	Setup Camp	2:30 pm 3:30 pm	Open Program	2:30 pm 3:30 pm	Open Program
4:00 pm 5:15 pm	Activity 1	4:00 pm 5:15 pm	Activity 3	3:30 pm	Interfaith Service
5:15 pm	Pack/Family Time	5:30 pm	Group A Dinner	3:45 pm	Tour of Stahlman (AOL Only)
6:15 pm	Flag	6:15 pm	Flag	Camp Closed	
6:30 pm 8:00 pm	Dinner (6:30 pm– 7:30 pm) Carnival	6:30 pm	Group B Dinner		
		8:15 pm	Meet at Flagpole		
8:30 pm	Star Party	8:30 pm	Campfire		
10:00 pm	Lights Out	10:00pm	Lights Out		

Resident Camp Check-In Information

Check-In: Check in time is between 9:00 am and 12:00 pm on your arrival day (Monday or Friday). **DO NOT** arrive prior to 9:00 am. The first meal provided is lunch. If you arrive after 12:00 pm you will **not** be able to visit the pool for swim checks until after the evening meal at 7:00 pm. Swim checks will be held at the pool.

Parking is located in Stahlman activity field. Staff members will direct you in the appropriate direction.

Note: Packs are assigned campsites and activity groups at check-in. If part of a Pack arrives later the same day, or the following day, they may be assigned to different campsites and different activities.

Report to Camp Check-In Table: With a completed medical form(s) (Parts A and B) as well as copies of insurance cards for everyone staying at Boxwell. This includes all Scouts, Leaders, Siblings, and Adults. Medical forms will be returned at the close of camp upon Check-Out.

VEHICLES IN CAMP

- **NO** RVs or Pop-up camp trailers allowed on the Reservation, no exceptions.
- All parking must be confined to designated parking lots.
- No trailers will be allowed in campsites.
- Your camping equipment will be taken from the parking area to your campsite by our Cubworld Staff.
- Only camp vehicles and delivery trucks will be permitted beyond the parking areas.
- The speed limit is 24 miles per hour.
- No one under 18 will be allowed to drive on the reservation.
- Boxwell Scout Reservation takes the safety of each camper seriously and pledges to do the utmost to see that they have a safe and enjoyable environment to pursue the great ideals of Scouting.

It is **PROHIBITED** to drive a truck or trailer on camp property with youths or adults unrestrained in the back or on the sides.

This means NO RIDING IN TRUCK BEDS!

Important Camp Information

Leadership Policy

National Scouting policy requires two-deep leadership: Two registered adult leaders or one registered adult and a parent of a participating Scout, one of whom must be at least 21 years of age or older, are required for all trips and outings including resident camp. It is *not* required that each Scout have a parent/guardian attend for the Scout to attend. However, for packs that attend camp; they must adhere to a 4 youth to 1 Adult ratio. For Example: if your pack brings 12 Scouts, there must be at least 3 adults present. 4 adults for 13 scouts, 5 for 17 Scouts, etc.

Letter to Employer

If you like, the Middle Tennessee Council stands ready to send a letter to your employer or company telling them about your leadership at Resident Camp and the important role you have in the lives of the Scouts. You may request this letter by emailing cmayfield@mtcbsa.org. Please be sure to include the name and address of your employer along with a contact person.

Leader's Meeting

The Leaders' Orientation Meeting will be held at 4:00 PM on the day of your arrival to review the schedule and plans while your group is at camp. There may also be other leaders' meetings held at times to be announced at camp. Do not leave your Pack or Den unless you are sure that there is proper supervision. If you cannot make the meeting, send a representative. These meetings are to review any announcements and/or possible changes.

Pet Policy

NO PETS ALLOWED IN CAMP, NO EXCEPTIONS!!!

Flag Raising

Each evening the entire camp will assemble for flag lowering at the Dining Hall. Class A uniforms should be worn at flag lowering program. Only campers with complete Class A attire may participate in the color guard for flag raising and lowering.

Trading Post

The Cubworld Trading Post will be open during key hours of the day, which will be posted outside the Trading Post. It is well stocked with Scout supplies, soft drinks, cold water, ice cream, snacks, and fun items for the Scouts.

Most Scouts will find their way to the Trading Post several times during their stay at camp. We hope that our Trading Post will enhance your stay and make for a very enjoyable camp experience. We recommend that each Pack establish a banking system with an adult banker to help safeguard the money that the Scouts bring to camp. We also accept Visa, MasterCard, American Express, and Discover.

Lost and Found

Lost and Found is located in the Cubworld Dining Hall. Please ask the Program Director for assistance in the event of a lost item. The Middle Tennessee Council is not responsible for items lost or stolen while at camp.

Pre-Camp Planning Meeting (Conference Call)

A Pre-Camp planning meeting will be held on **May 22, 2025** for adult leaders attending all sessions of **Family Scouting at Cubworld**. This meeting will start at **6:30 p.m.**, **this will be a conference call, information will be sent out prior to the call.**

It is important that a representative from each Pack attending camp come to this meeting; any changes/updates will be announced in this meeting.

Camp Staff Opportunities

Positions are available on Boxwell Reservation's Resident Camp Staff for motivated Scouts and Scouters. Interested parties may pick up an application from the Camping Department at the Jet Potter Service Center or on the Council website <https://www.mtscouting.org/campstaffopportunity>

Smoking and Tobacco Usage

Scouts are not allowed to smoke or use tobacco at camp. Adults may, but are asked to move out of sight and downwind of Scouts. **Absolutely NO smoking is allowed in building or tents.** These regulations apply to all forms of smoking, including E-cigs and vaporizers. While tobacco free equivalents may not be as harmful, they are still bad examples to set for the scouts. To that end, we ask that you treat those as you would cigarettes.

Visitors

The closing campfire for each session is a great family event! We encourage all family members to visit Boxwell Scout Reservation at this time to spend the evening with their Scout(s). Dinner will be served for all registered campers. Any family member that desires to have dinner with a Scout needs to simply stop at the camp office – The Cripple Crab – sign in and pay for the meal. The cost for visitor's meals is \$6.00 for breakfast, \$7.00 for lunch and \$8.00 for supper, per person, per meal.

Family Scouting Resident Camp: Visitors need to arrive between 4:00-4:30 pm to have dinner with their Scout(s). Please check with your group's leader for actual meal time.

Meal Time

Prior to each meal, campers assemble at the dining hall with seating arranged by campsite. A rest period follows lunch. Field Dress (Class A) Uniforms should be worn for all evening meals.

Leaving Camp

NO ONE may leave camp property without first signing out. Please check with one of the Camp Directors or the Camp Commissioner for more details. A sign out/in sheet will be provided in the Cubworld Dining Hall.

General Cleanliness

Let's be clean in everything we do. Hot showers are available for Scouts and Leaders. Help us keep camp, latrines, and shower houses clean. Trash barrels are in each campsite and throughout camp. Please remember to leave camp cleaner than you found it.

Siblings

A fee of \$80.00 is charged per Guest (Adults/Siblings/Guest.) Everyone attending **must** have Parts A and B of the BSA medical form. A copy can be found at the Council website.

Insurance

Each Pack in the Middle Tennessee Council is covered by supplemental accident and sickness insurance. This will cover members while at camp, as well as at other Scouting activities. Benefits are to cover deductibles or co-pays. Please submit a copy of your primary insurance card with a medical form for **each person** (Scout, adult and sibling) attending camp. If a Scout is not covered under other insurance, please submit a signed statement from the parent stating this.

***Note:** The Middle Tennessee Council does NOT insure packs visiting from outside the Council. These packs must have insurance either through their Pack or through their home council. Please send proof of insurance along with your initial Resident Camp registration.

Dining Hall

Meals are served in our indoor, air-conditioned facilities. The dining hall is set up to serve the number needed for each meal period. The maximum number allowed by the Fire Code will determine the number of tables and chairs allowed for each meal period.

Procedure:

- Each table will appoint 1 clean-up monitor team per meal (1 Scout & 1 Adult.)
- The table you sit at during your first meal will remain your table throughout camp.
- At serving time, Scouts will enter Dining Hall and take a seat at their assigned tables.
- After everyone has been seated, announcements will be made and grace will be said.
- After grace, the Dining Hall will be dismissed to line up for serving.
- Scouts will be allowed to refuse items and adults will be able to request additional portions as they walk through the line.
- Scout leaders will be asked to serve as monitors of the serving line. This monitor (Scout leader) will ensure that the Scouts are being served properly by the staff. Approximately 15 minutes prior to the end of the meal period, everyone will be encouraged to participate in a program (song or skit).
- Following the program, everyone will be dismissed except the table monitors.
- At this time the clean-up window will open and monitors may return trays and clean tables.
- Please do not take any items to the clean-up window until the window has been opened after the program.
- **Please DO NOT wear hats in the Dining Hall (unless for religious observance)**

If you have special dietary needs, please inform us so that the appropriate provisions can be made prior to your arrival at camp.

Allergies are a growing concern in our society these days. In order to provide Scouts that have allergies with a good summer camp experience, we encourage those with allergies to consider bringing your own food.

We will help store and assist you in preparing you food if you bring your own food. If you have questions or concerns, please contact the Kitchen Director @ cynthia.sentell@sumnerschools.org.

Forms available on website.

Camp Security

An important aspect of youth protection at camp is controlling visitors in the camp. Scout uniforms are powerful validation symbols making anyone wearing one seem to be in the right place at a Scout camp. Unfortunately, almost anyone can obtain a uniform, whether or not they are registered members of BSA.

Everyone in attendance at the camp must wear identification that signifies legitimate participation in the camping program. Wristbands, such as those used in hospitals, will be Boxwell's method. The importance of wearing this identification will be stressed when the unit checks in. It is not necessary to explain the youth protection aspect of this identification beyond its signifying a properly registered participant in the camp program.

All visitors to the camp must stop at the camp office and sign in. A guest book for this purpose will be maintained and positive identification required. A special visitor name tag will be given that will easily identify the person as a legitimate visitor. Upon conclusion of their visit, guests will sign out so that camp administrators will know who is on camp property at all times. Any time a person is spotted in camp without either a visitor's nametag, or camp participant wristband, that person should be escorted to the office to sign in (and so staff personnel may determine why that person is on camp property).

Health and Safety

Boxwell Scout Reservation takes the safety of each camper very seriously and pledges to see that they have a safe and enjoyable environment to pursue the great ideals of Scouting. **NO** bicycles, scooters, skates, or skateboards are allowed in camp. **CLOSED-TOED SHOES (NO CROCS)** must be worn at all times especially when attending the BB and Archery Range. The campsites are **not** equipped with electricity. Should you require a medical device which depends on a power source, you should plan to bring a battery pack or a small quiet generator.

A safe and enjoyable experience has always been the focus of the Boy Scouts. The camping experience at Boxwell Scout Reservation is no exception. In the event of an emergency, Boxwell has immediate response capability with a Wilson County Emergency Management team located only three (3) miles away. We also have Emergency Medical Technicians on the site at all times working out of the Health Lodge. They can be contacted by radio 24 hours a day. If needed, a medical doctor is on call 24 hours a day, and makes weekly visits to camp. He is supported by the Sumner Regional Medical Center located only five (5) miles from Boxwell. This facility offers a full array of state of the art medical services. Emergency transportation by ambulance is only a radio call away and we have the facilities to land an emergency helicopter if necessary. The Wilson County Sheriff's Department makes random checks of our facility and stands ready to assist in the event of an emergency.

The Health & Safety Committee along with the Camping Committee desires to make our campers more aware of the concerns created by insects at Boxwell.

Swim Test Info (For Aquatic Activities)

The swim classification of individuals participating in a Boy Scouts of America activity is a key element in our Safe Swim Defense and Safety Afloat. The swim classification tests should be renewed annually, preferably at the beginning of each outdoor season. Traditionally, the swim classification test has only been conducted at a long-term summer camp. However, there is no restriction that this has to be the only place the test is conducted. It may be more useful to conduct the swim classification prior to a unit going to summer camp.

If your Pack/Den does a swim check prior to arrival at camp, you still need to report to the pool upon arrival in order to have your paperwork checked by a Boxwell Lifeguard and to receive your armbands and buddy tags.

All persons participating in BSA aquatics are classified according to swimming ability. The classification tests and test procedures have been developed and structured to demonstrate a skill level consistent with the circumstances in which the individual will be in the water. The Swimmer's Test demonstrates the minimum level of swimming ability for recreational and instructional activity in a confined body of water with a maximum 12-foot depth and with shallow water footing or a pool or pier edge always within 25 feet of the swimmer. The various components of each test evaluate the several skills essential to the minimum level of swimming ability. Each step of the test is important and should be followed as listed below:

Swimmer's Test: Jump feet first into water over the head in depth, level off, and begin swimming. Swim 75 yards in a strong manner using one or more of the following strokes: side stroke, breast stroke, Trudgen or crawl; then swim 25 yards using an easy resting back stroke. The 100 yards must be swum continuously and include at least one sharp turn. After completing the swim, rest by floating.

Beginner's Test: Jump feet first into water over the head in depth, level off, swim 25 feet on the surface, stop, turn sharply, resume swimming as before, and return to starting place.

Once the swim classification has been conducted, complete the Unit Swim Classification Record (located in the Forms Section of this guide) and bring to camp. If you are unable to conduct a pre-camp swim classification, don't hesitate coming to camp. We will conduct swim classification at camp and all Webelos will have the opportunity to take Aquanaut or participate in free swim. **Swim checks can be conducted by Aquatics Instructor Boy Scouts of America, Aquatics Supervisor, Boy Scouts of America Lifeguard, or American Red Cross Water Safety Instructor.**

Canoeing

We are excited to offer a canoeing class for our Webelos! In order to participate, your scout **MUST** be at least a beginner and be accompanied by an adult swimmer. If two scouts wish to canoe together, they must both have passed their swimmer test.



Resident Camp Packing List

These following items are highly recommended for each participant to bring to resident camp. Ensuring that each of these items are brought to camp will ensure a safe, comfortable experience at Cubworld.

- Flashlight
- Pillow
- 2 Pairs Closed Toed Shoes
- Swimsuit
- Scout Uniform
- 1 Pair of Pants
- 2 Towels
- Neckerchief + Slide
- 2 Pairs of Shorts
- Scout Handbook
- Sleeping Attire
- 3+ Pairs of Socks
- Pencils + Paper
- Sleeping Bag
- Raincoat/Poncho
- Jacket or Sweater
- Completed BSA Medical Form
- Underwear
- Scout T-Shirts
- Insect Repellent + Sunscreen
- Reusable Water Bottle
- Personal Toiletries

In addition to the list of equipment above, leaders may want to consider the following items:

- Personal Folding Chair
- Props for Campfire Skit
- Fishing Equipment
- Personal Backpack
- Pack Flag
- Musical Instrument
- Clipboard or Notebook
- First Aid Kit
- Religious Book
- Battery Operated Lantern
- Song Books
- Portable Charging Batteries
- Den/Pack Water Cooler
- Camera

Camp Contact Information

The only way to guarantee that your Scout receives their mail while at camp is to send it with one of the adults attending with him. This adult can then give the mail to the camp staff who will deliver it every flag ceremony (raising & lowering). If you would like mail delivered in a specific order, please note the date of delivery somewhere on the envelope. Please avoid mailing your letters to the camp as the letters often arrive after the Scouts have left.

Boxwell Phone Number

615.977-5624

615.977.5625 Health Lodge

Camp Physical Address

1284 Creighton Lane

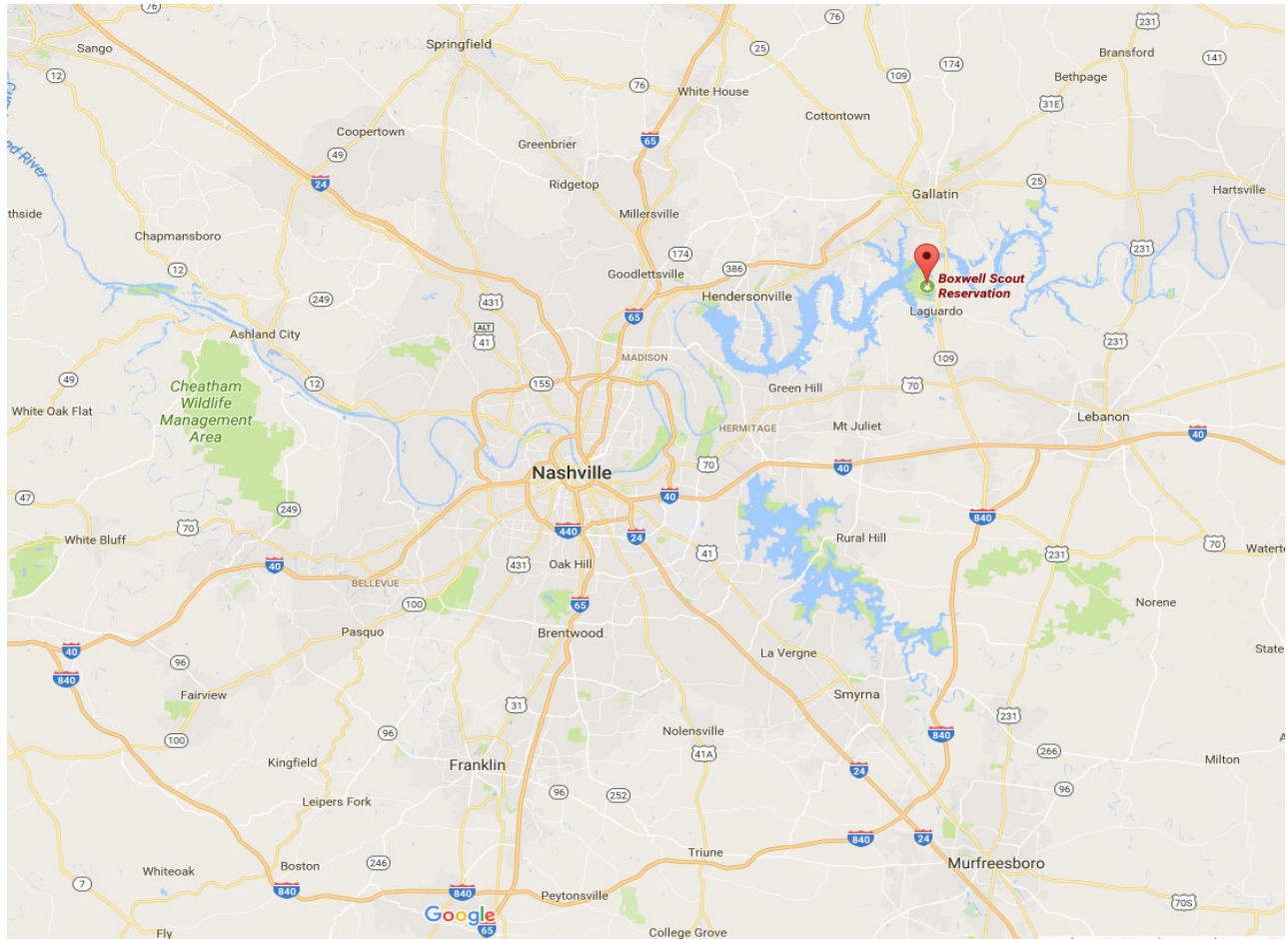
Lebanon, TN 37087

In the event of needing to contact the camp during camp operation, please use the following contacts:

Camp Director Phone Number

Jason Flannery—Boxwell Reservation Director

615.294.0865 — jflannery@mtcbsa.org



Directions to Boxwell

Address: 1284 Creighton Lane, Lebanon TN 37087

From I-40	Exit at Hwy 109 (Exit 232B) and travel north 9.2 miles. Turn left at Boxwell Reservation Sign and the road runs into Boxwell Reservation.
From I-65 N North Nashville	From North of Nashville – Take Vietnam Veterans Blvd, State Route 386 which turn into State Route 174 Long Hollow Pike, Turn Right onto Hwy 109 Bypass East, go 3 miles to Hwy 109 South towards Lebanon, go approximately 4 miles turning right at Boxwell Reservation sign.
From I-65 N South Nashville	From South of Nashville (I-65 or I-24) Exit SR-840. Take East towards Murfreesboro, Lebanon, Knoxville. Exit Hwy 109. Take North approximately 11 miles. Turn left at Boxwell Reservation.
From I-65 S North Nashville	If coming from KY , Exit at WTN-25 (Exit #112). Turn right and take towards Gallatin. Turn Right onto Hwy 109 S. Boxwell will be on the right.
From I-65 S South Nashville	Exit Long Hollow Pike and turn left. Turn Right onto Conference Dr. Turn left on Vietnam Veterans Boulevard. Follow directions above
From I-24	From Clarksville – Take I-24 East to Nashville. Take I-65 North to Vietnam Veterans Blvd. Follow
From 840	From Murfreesboro exit 72B, State Route 265, Central Pike, turns into State Route 109 N. Go 13 miles towards Gallatin, to Creighton Lane, turn, left at Boxwell Reservation sign on left




 MAJOR AREA LODGE
 ORDER OF THE ARROW

Waterfront


 To Stahlman,
 Parnell, and
 Amphitheater

Parking

Boat Harbor

Latrine

Trading Post

Dining Hall

Gaga

Staff Site

Cubworld Campfire

Pfeffer Aquatics

Boat Dock

Parking

Archery & BB Range

Olympic Village

Activity Field

Archery

BB

Gubworld Camp