

# **2026 CHIEF LOGAN DISTRICT KLONDIKE DERBY AND IGLOO CAMP**

**Dates:** Igloo Camp – Friday, January 30, 2026

Klondike Derby – Saturday, January 31, 2026

Make-Up Date (if needed) – February 13-14, 2026

**Time:** Registration Starts at 8:30 AM Saturday (Gates Open at 7:30 AM)

Igloo Campers May Arrive After 3:00 PM Friday

Camp Dismissed at Approximately 5:00 PM Saturday

**Place:** Moshannon State Forest – Wopsononock Tract

(Former Camp Wopsononock), Allemans, PA

**Cost:** \$16.00 per Scout or Adult

**Chairs:** Eric Casanave – 814-312-5232 (casanave@verizon.net)

John Casanave – 814-312-5233 (casanave@live.com)

## **WELCOME TO THE CHIEF LOGAN DISTRICT KLONIDKE DERBY!**

The KLONDIKE DERBY is the Chief Logan District's traditional wintertime activity, and is based on a Yukon Gold Rush theme. Scouts compete and score points at different challenge stations ("cities") on a timed course, with the cities named after Yukon Gold Rush outposts.

The IGLOO CAMP occurs the Friday night before the Klondike and is open to any and all units willing to brave the cold weather and set up a tent camp. You may cut downed firewood on site or bring your own. Ground Fires ARE permitted at the campsites. Units are asked to bring their own drinking water and not to rely on the well water from the camp, since it has not been tested for safety. Please recognize that, new this year, the Igloo Camp is part of a District Event, which differs from previous years. Each troop is still responsible for providing supervision and two deep leadership of their unit at all times.

This year the Klondike Derby takes place **Saturday, January 31, 2026** at Camp Wopsononock, near Allemans, PA, off of Route 253 in Clearfield County. A map is included at the end of this packet. **The Igloo Camp and Klondike Derby make-up dates are Friday and Saturday, February 13-14, 2026. The Event will be postponed only for unsafe travel or deteriorating weather conditions.**

Klondike Derby check-in will begin promptly at 8:30 AM Saturday morning at the **Registration Area just below Campfire Circle**. Three Registration Forms are included in this packet:

- Troop Registration and Payment Form.
- Klondike Derby Patrol Roster (Scoutmaster must sign). Please use your Iron Troop Patrol Name on this and throughout the Activities Season.
- Igloo Camp Patrol Roster. Please use your Iron Troop Patrol Name on this and throughout the Activities Season.

Please turn in your **Troop Registration and Payment Form** and **Klondike Derby Patrol Roster** when you register Saturday morning. If Troops are fielding more than one patrol, the first patrol to register must turn in the Troop Registration and Payment Form. Please recall that the Scoutmaster should maintain their files with Class A and B Medical Forms for all scouts and leaders in attendance. The Scoutmaster will be required to sign a form indicating that they have brought these forms with them.

You will get an official event patch with your registration fee, and your patrol will receive a participation ribbon for your patrol flag.

There is no charge for attending Igloo Camp. The **Igloo Camp Roster Form** will be collected Friday night at Igloo Camp, and is collected so it is available for comparison to the registered Klondike Derby Patrols.

### **MORE ON THE IGLOO CAMP:**

Troops can begin arriving after 3:00 PM Friday afternoon for the Igloo Camp.

DO NOT ASSUME THAT IGLOO CAMP IS SET UP IN THE SAME SPOTS AS LAST YEAR WHEN YOU ARRIVE. YOU WILL BE DIRECTED TO THE IGLOO CAMP AREA. **PLEASE DO NOT JUST DRIVE TO WHERE YOU THINK IT IS AND START SETTING UP. WE DON'T WANT TO HAVE TO ASK ANYONE TO BREAK CAMP AND MOVE.**

Vehicles may be parked at designated areas in the Igloo Camp Area, but you will be trapped there during the day on Saturday, until the competition is over Saturday afternoon. If you need to leave early for some reason, please park in the main parking lot Friday night after you unload.

Some things to remember for Igloo Camp Safety: (Please refer to the Guide to Safe Scouting for more details).

Please recall that “***no flames in the tents***” is a long-standing BSA policy. This means no wood stoves (even if the tent has the venting provisions), no propane fired heaters like Buddy Heaters, no oil fired heaters, no open fires like can be done in a tee-pee, etc. Literally, any device that has an active flame even if contained in the housing of the device is not permitted to be inside the tent.

Please recall the guidance on who can and cannot occupy the same tents. Respect all rules regarding age separation, gender, and adult/youth requirements. Also, please recall that all adult leaders who stay overnight must be registered members of the BSA which is a new rule that started this past Fall.

Utilizing one large tent for an entire group may not meet the requirements, so please plan accordingly.

Please recall that both Troop 28's Trading Post and Troop 117's Cabin are available all evening and night if anyone becomes wet or cold. Youth and Adults are welcome to come warm up and assess their situation to ensure everyone is safe.

Please prepare your scouts with the proper equipment for a comfortable night out. Ensure everyone has the proper clothing, sleeping gear and other equipment. Consider how you will separate everyone off the ground. If biodegradable materials are used like hay, they may be left in place after the event.

### **MORE ON THE KLONDIKE DERBY:**

For the Chief Logan District Klondike Derby, Scouts build their own sled, and patrols work to navigate themselves and their sled around a challenge course and face the tests of each station as a PATROL. Each patrol, regardless of weather conditions, is required to bring their own sled, even if it is known that there will not be any snow. The sled must be presented for inspection. However, in the event that there is no snow on the ground during the event, patrols have a choice to 1) equip their sled with wheels to help it roll over the ground; 2) choose to operate their sled without wheels; 3) leave their sled parked at the registration area for the day and carry their equipment in backpacks, or any combination of the above three options. If there is snow on the ground, you are required to use the sled as part of the competition. The determination will be announced at the Opening Ceremony.

Each station is named for an old Yukon City, or stopover. The goal is to accumulate as many points as possible, at each station along with the supplemental scoring events. The patrol that ends up with the most points will win the competition. First Place, Second Place and Third Place recognitions will be made.

## **ADDITIONAL INFORMATION:**

The Klondike Derby is a cold weather event. All Scouts (and adults too) must be properly clothed! You won't be warned again.

No "leapfrogging," or leaving one station for the next one before the signal will be allowed. Patrols that do this may be disqualified! Patrols will receive color coded flags to display on their sled. This will instantly identify whether you are at the right city or not. If you find your patrol at the wrong city at the wrong time, please read your map and move on to the correct city. Don't expect the Mayors to tell you where you should be. Any points earned out of sequence are subject to disqualification. This is the patrol leader's responsibility, not the event staff's.

Lunch will be scored. BE PREPARED to cook and clean up. You may use the campfire at the station you are at to cook on, but please ask the Mayor's permission before using their fires.

Patrols will be judged by the hosting mayor or his designated assistants on the preparation of their lunch, clean-up, and patrol spirit. Remember to leave the site in better condition than you found it with as little trace of your presence as possible.

BSA defines a patrol as having between 4 and 8 members. As such, no Troop may register a Patrol with more than 8 members or fewer than 4 members. If a troop with a single patrol has fewer than 4 members in attendance, they may pair up with another small patrol. Each patrol will individually receive the combined score from their efforts. Troops with more than 8 members wishing to run must run separate patrols of at least 4 members in each patrol, from that same troop. All patrols must be assembled as closely as possible to how they regularly function at troop activities. **Again, if for any reason your Troop does not have enough scouts for a 4 member patrol, you may team with another patrol (as long as the combination remains fewer than 8 scouts) with the permission of the Event Organizers, before the event.**

Your sled must be at least 6 feet long, at least 18 inches wide, and weigh at least 50 lbs EMPTY. All sleds may be emptied and weighed prior to lining up for the start. The sled must display your Troop Number and Patrol Flag PROMINENTLY! Your Total Score will be based on the Total Points from your stations, your score on Cooking Lunch, and any supplemental contests. Judges have the final word.

Leaders, adults and others may not assist the patrols in any way. Observers are invited to sit at the tables and watch the entire event. Watch from a distance. A judge may disqualify any patrol(s) for any outside help whether they requested it or not. Observers, please don't jeopardize your scouts' efforts and scores. It is the Patrol Leader's responsibility to ensure that no observers influence the outcome of the event. If a Patrol Leader cannot gain the cooperation of an Observer, Patrol Leader should ask the judge for help. Patrols may question their own score, but not the scores of other patrols.

## **HEALTH AND SAFETY:**

**PLEASE BE CAREFUL!** All injuries, regardless of severity, must be immediately reported to the First Aid Coordinator. District Policy is to record all injuries in a First Aid logbook maintained at each event. The First Aid Coordinator or one of his assistants must be called on to check every injury that occurs, no matter how small.

**INCLEMENT WEATHER** If severe weather conditions necessitate cancellation or postponement of this event, stay tuned to local radio and TV stations for bulletins the evening prior to and the morning of the event. Also, insure that your unit monitors its e-mail contact with the district unit leader list, as an e-mail will also be sent out to unit leaders.

**HAZARDS** Mayors and other adult leaders are asked not to permit their scouts to leave their stations until the signal sounds. Any Scout or Patrol that violates any off-limits areas may be disqualified. Off-Limits areas, if any, will be marked on your patrol map and will be flagged off with yellow caution tape.

**SUPERVISION** The BSA Policy of TWO DEEP LEADERSHIP must be followed at all times during this event along with all other safety provisions. At Igloo Camp, unlike at the Klondike Derby, all units must provide their own TWO DEEP LEADERSHIP during the entire Igloo Camp event.

**SANITATION** Portable Latrines are provided each year in convenient locations for your use, as well as hand sanitizer at each latrine. Please use them!

**DRINKING WATER** As stated elsewhere, no tested potable water is available at this event for general consumption. Please bring drinking water along with patrol equipment. Emergency water is available at Headquarters (Cabin 1) should anyone need it.

**MUSTER LOCATIONS** As shown on the map, two structures are available at the site. Should any situation arise that requires shelter for safety, please move your patrol to one of these locations immediately.

**ROSTERS** We must maintain a roster of all participants and visitors. Even staff and guests who are not registered (paid) for the event must ensure that they are listed on either a Troop or Staff Roster. This requirement is extremely important should a natural disaster occur and we need to determine if everyone in attendance is accounted for or not. Please help ensure everyone's safety and make sure that everyone with your group is listed as a registered youth, registered adult, staff or guest.

## **SEQUENCE OF EVENTS:**

**Present your Troop Registration and Payment Form and Klondike Derby Patrol Roster at the registration table at Campfire Circle.** In return you will get a packet containing a map and instructions to follow for the day. The map will outline a field course to each station. Each station will be timed and will last about 30 minutes. Actual station times will be listed on the official time schedule patrols will get when they register at the event. The packet you get at registration will include the general instructions and the order of Cities for that patrol. Not all patrols will start out at the same city, and not all patrols will have the same rotation of stations.

**Move on to the Sled Inspection Station.** You may be asked to empty your sled to get weighed in. You may not end up using ALL your equipment, but the point is to be prepared. If additional equipment is required due to the content of a station, a new list will be given to the troops prior to the event, or that equipment will be made available at that station.

**Gather at the Campfire Circle for the Opening Ceremony.** After the ceremony and at the designated signal, patrols will be dismissed away down the trail and head for the first city in their instructions. Each city will present its own specific challenge to the patrol. The challenge will be based on their knowledge and demonstration of:

- Teamwork and Basic Scouting Skills and Knowledge
- Advanced Scouting Skills and Knowledge
- Be Prepared!
- Physically Strong, Mentally Awake, and Morally Straight

You will be required to ask permission to enter each station in the following manner:

**“<PATROL NAME> REQUESTS PERMISSION TO ENTER <THE STATION NAME>  
SIR! <GIVE YOUR PATROL YELL>”**

Permission may be granted only by either the mayor or one of his or her assistants. Ask for permission as a group as above. **If you don't, you may lose points.**

You will get a certain number of points at each station depending on how well you work to solve that station's problem(s). Recognition will be made for the First, Second, and Third place finishers. The patrol with the most points at the end of the day from all scoring opportunities will be declared the winner. In the case of a tie for any position, the tiebreaker will go to the patrol with the most number of perfect or highest-point stations (if no perfect scores exist).

Each City's Mayor will provide your patrol with a statement of the challenge the team must meet in that city. All patrols must follow the Station Entry Rules outlined earlier in this packet. The same rules will be included in your packet. Only so much time is allowed at each station, so everyone must use their time wisely. After completing their challenge and receiving their score, the patrol must wait at the station until the signal is heard to change stations. The mayors may give each team additional instructions.

**An Air Horn** will be used to start and end the stations. Refer to the time schedule that will be in your packet to figure out how much time you have between stations and PLAN ACCORDINGLY! Mayors may not admit late patrols to their cities so be sure you make it to the next station on time. You will get a patrol scorecard the day of the event. Please keep this card with you until after closing ceremony. If the judges need to reference it, it will be requested from you.

## **SKILL CHALLENGES:**

Anticipated Scout Skill challenges may include, but may not be limited to:

**FIREBUILDING  
PRIMITIVE SKILLS/TOMAHAWK THROWING  
FORESTRY/NATURE  
OBSTACLE COURSE  
TEAMWORK  
FLAG CEREMONY  
KNOTS/ROPES/LASHINGS  
FIRST AID  
CITIZENSHIP**

***COORDINATION MATTERS FOR SHOOTING SPORTS WITH JUNIATA VALLEY COUNCIL ARE IN PROGRESS. WE ARE CONTINUING TO WORK WITH COUNCIL BUT WE CANNOT ANNOUNCE THEIR OFFICIAL INCLUSION AT THIS TIME.***

Challenge station skills may change without advance notice depending on field conditions, qualified personnel availability, or other factors. Additional information about the challenges may be presented at roundtable in January and will be sent by email via the standard commissioners' staff communications.

Units are advised to practice a Flag Raising Ceremony using the ropes and attachments noted in this list, and that Patrol Leaders will be expected to give the commands to the Patrol to raise/lower/salute the flag as they would at a ceremony. Scoutmasters may use this for signing Tenderfoot Rank Requirement 7a - Flag Ceremony, if they are so inclined.

All material is derived from the latest edition of the Official Boy Scout Handbook, its supplements, The Boy Scout Field Book (latest edition), the Equipment List, and the Boy Scouts of America and/or The Juniata Valley Council websites. All other material or equipment, if necessary for a station, will be provided at that station, in this packet, in your packet at the start of the day, or at future roundtables prior to the event.

Please respect the efforts of all our Mayors who strive to provide quality stations for your benefit!

## EQUIPMENT LIST

- ☐ Boy Scout Handbook (latest revision) with Supplements
- ☐ Boy Scout Fieldbook (latest revision) with Supplements
- ☐ Notepad, Pencil, and Clipboard (one per patrol)
- ☐ Patrol Flag
- ☐ United States Flag, minimum 3' x 6'
- ☐ (3) six foot long poles
- ☐ Rope of sufficient length to complete four (4) ROUND LASHINGS
- ☐ Rope of sufficient length to complete three (3) DOWN SUPPORTS (GUY LINES)
- ☐ Rope of sufficient length and diameter to raise and lower a minimum 3' x 6' size United States Flag, using the (3) six foot long poles from this list.
- ☐ Attachments to raise and lower a United States Flag
- ☐ (8) six-foot pieces of strong rope
- ☐ (1) 16-foot long rope
- ☐ (1) store-bought (premanufactured) compass
- ☐ Emergency First Aid Kit
- ☐ (2) blankets
- ☐ Firewood
- ☐ Plastic ground cloth
- ☐ Foil packs/food for a HOT meal (one for each member for lunch)
- ☐ Waterproof Matches
- ☐ Drink and/or drink mix
- ☐ Warm clothes
- ☐ Flint and Steel
- ☐ Drinking water for your Patrol
- ☐ Individual Hand Sanitizer Bottles for EACH SCOUT
- ☐ Fire By Friction Kit similar to the Bow Drill diagram below:

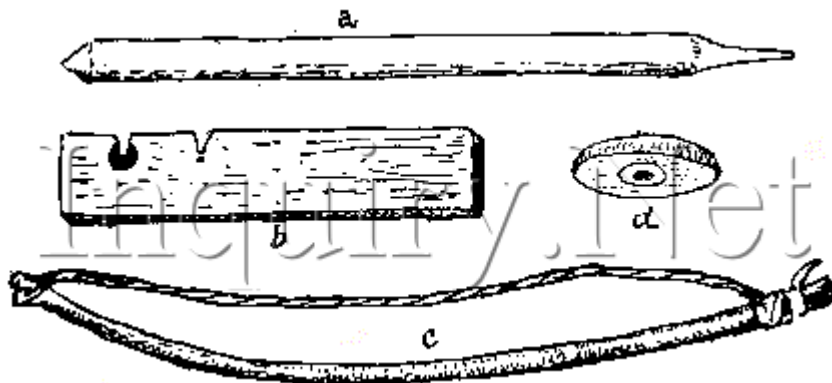


Image credited to [www.inquiry.net/outdoor/skills/seton/rubbing\\_fire.htm](http://www.inquiry.net/outdoor/skills/seton/rubbing_fire.htm)



## 2026 Klondike Derby OFFICIAL Registration Form

**PATROLS MUST TURN THIS IN WHEN THEY REGISTER. FOR TROOPS WITH MORE THAN ONE PATROL, THE FIRST PATROL TO REGISTER SHOULD PRESENT THIS FORM.**

Out of district and/or out of council troops are welcome to participate in this event.

Name of Adult Leader filling out this form: \_\_\_\_\_

Address of Adult Leader: \_\_\_\_\_

Troop Number: \_\_\_\_\_ Chartered Organization: \_\_\_\_\_

No. of Scouts: \_\_\_\_ x **\$16.00** = \$ \_\_\_\_\_ No. of Adults: \_\_\_\_ x **\$16.00** = \$ \_\_\_\_\_

TOTAL MONEY DUE: \$ \_\_\_\_\_

Scoutmaster's or Authorized Leader's Signature: \_\_\_\_\_

METHOD OF PAYMENT:

☐ I am paying by Check Number \_\_\_\_\_ dated \_\_\_\_\_.

☐ Cash

Registered Adult Names (PAID REGISTRATION)

Guest Names (DO NOT NEED TO PAY)


**Class A and Class B Medical Forms: I have both current Class A and Class B Medical Forms in my possession for all scouts and adults participating from my unit in this event.**

\_\_\_\_\_  
Scoutmaster/Adult Leader-In-Charge Printed Name

\_\_\_\_\_  
Signature

\_\_\_\_\_  
Date

Council Contact Information:

Mail: Juniata Valley Council, 9 Taylor Drive, Reedsville, PA 17084  
Phone: (717) 667-9236  
Web: [www.jvcbsa.org](http://www.jvcbsa.org)

# 2026 IGLOO CAMP PATROL ROSTER

**Instructions:** Use one form per Patrol.  
Please print clearly.  
Turn this in Friday Night at Igloo Camp.

Council: \_\_\_\_\_

District: \_\_\_\_\_

Troop Number: \_\_\_\_\_

Patrol Name: \_\_\_\_\_ (USE YOUR IRON TROOP NAME!)

Patrol Leader: \_\_\_\_\_ Age: \_\_\_\_\_

List the **rest** of your members by name, and their age:

Member Name:	Age:

Scoutmaster or Adult Leader Signature:

\_\_\_\_\_

## 2026 KLONDIKE DERBY PATROL ROSTER

**Instructions:**      Use one form per Patrol.  
Please print clearly.  
Turn this in Saturday morning at registration.  
Fill this out BEFORE you get in line!!!!

Council: \_\_\_\_\_

District: \_\_\_\_\_

Troop Number: \_\_\_\_\_

Patrol Name: \_\_\_\_\_ **(USE YOUR IRON TROOP NAME!)**

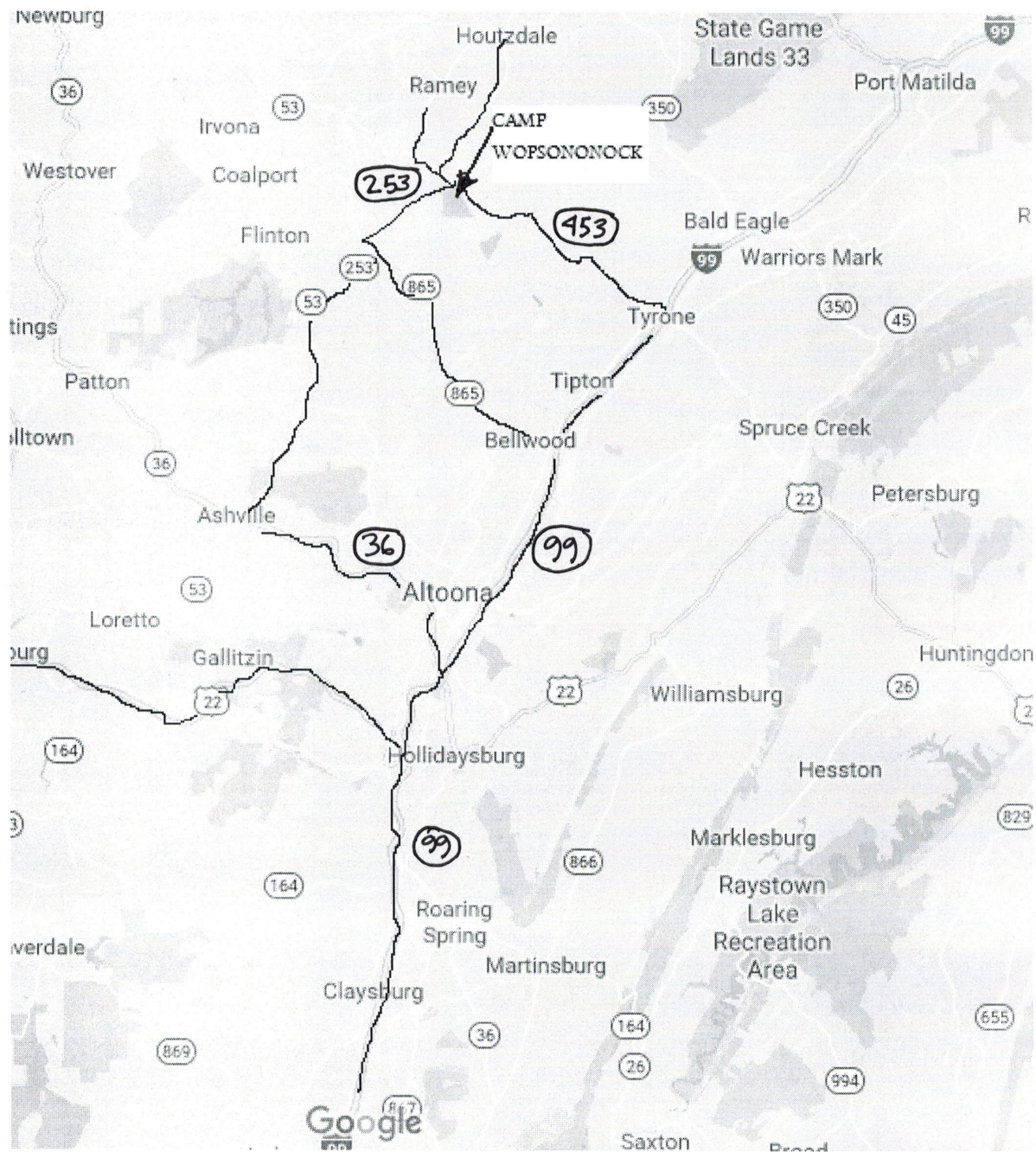
Patrol Leader: \_\_\_\_\_ Age: \_\_\_\_\_

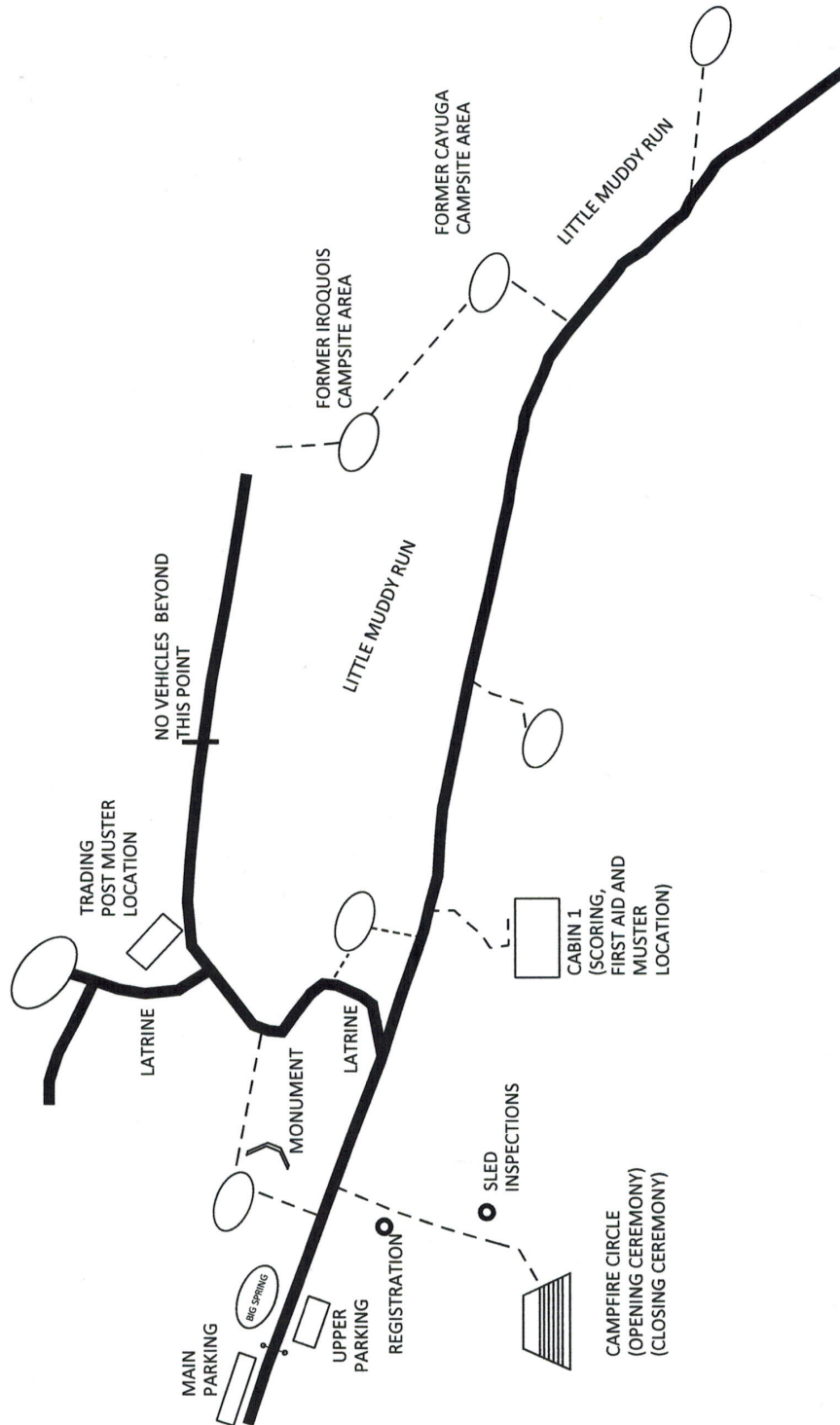
List the **rest** of your members by name, and their age:

Member Name:	Age:

Scoutmaster or Adult Leader Signature:

\_\_\_\_\_





# GENERAL SITE MAP

CHIEF LOGAN DISTRICT KLONDIKE DERBY

MOSHANNON STATE FOREST - WOPSONONOCK TRACT

NOT TO SCALE

BE PREPARED!