

WEBELOS KLONDIKE DERBY

Klondike Information 2026

The Webelos Klondike is the annual outdoor wintertime activity for Webelos and Arrow Of Lights. Winter weather is a challenge and all participants and spectators should be dressed for the outdoors and the weather. Please have your scouts wear the proper footwear. Sneakers and Croc-style shoes are not appropriate outdoor gear, and as such are not permitted on the Klondike Trail or during the Klondike Sled Race. Your scouts should expect to visit nine stations: Knots, Fire Building, Orienteering, Message in a Bottle, Shelter-Building, First Aid, 20 Questions/Scout Scenarios, Escape Room, and Flagpole. These challenges are based on essential Scout skills, most of which can be found in the official Scouting America Webelos or Arrow of Light (2024 editions) rank books, or within this packet. These challenges may include some beginner Scouting America Tenderfoot skills.

Tentative Schedule (Revised January 16, 2026)

8:00 am- 8:30 am Leader and Patrol Leader check-in with Patrol Roster.

- Medical Form A & B for each Participant (Webelos, Arrow of Light, and Leaders)
- Patrols will be assigned a Patrol Number at check-in and will begin at the corresponding station.

Patrols and Klondike Sled (No wheels allowed)

- Each Patrol needs a Name, Yell, and Patrol Flag, Sled and Equipment on the List (see Page 3).
- If supplies are not listed in the Equipment list: supplies will be furnished at the station.
- The Station Mayor will tell the patrol if the handbook can be used at that station.

Lunch:

- Lunch will not be scored.
- Each scout should bring a foil-pack lunch. Foods MUST BE pre-cooked and just need to be warmed up.
- Each station has some form of fire pit or fire box.

Parents and Leaders:

- Leaders and Parents are only observers while the Patrol is completing a station.
- Each Webelos/AOL Patrol must have Two Deep Leadership.

Two-Deep Leadership:

- Scout leaders who are running a station (Mayors) cannot be considered part of the two-deep leadership for a patrol.

Weather:

- All participants must wear winter clothing suitable for outdoor conditions and variable temperatures during the day.
- Scouts MUST wear proper footwear. Sneakers and Croc-style shoes are not allowed.

➤ Inclement weather and conditions will result in cancellation of the event. Leaders will receive an email on Friday, February 20th by 4:00pm if canceled. Info can also be found on the Facebook Groups Posts.

Questions? Please contact the Scout leaders below:

Klondike Chairs ~ Bob Kuntz (bobkuntz21@gmail.com) and Tiffany Stuckey (tiff@stuckeyauto.com)

District Executive ~ Doug Baker (Douglas.Baker@scouting.org)



EQUIPMENT LIST

- ___ Klondike Sled (No Wheels allowed)
- ___ (1) Webelos and Arrow of Light Handbooks in Ziplock bag, (2024 editions)
- ___ (2) Pens or Pencils and (1) notebook
- ___ Patrol Name, Yell, and Patrol Flag
- ___ Patrol First Aid Kit
- ___ (3) 6ft Poles
- ___ 12-14 Tent Stakes, Hammer
- ___ (1) 4 ft. x 6ft. Tarp (smaller tarp)
- ___ (1) 10 ft. x 12 ft. Tarp (larger tarp)
- ___ (8) 6ft – 8ft. length of rope
- ___ (1) 25ft. – 30 ft. length of rope
- ___ (2) blankets
- ___ (3) Matches, and fire making supplies (See Page 4) (Newspaper or any form of quick-start, pre soaked, or fire sticks not allowed)
- ___ (1) Gallon of Water
- ___ (1) Packet Hot Chocolate Mix
- ___ Items used to boil water and make a cup of hot chocolate for leader to drink
- ___ Each scout should bring a foil-pack lunch. Foods MUST BE pre-cooked and just need to be warmed up.
- ___ Food, drink, supplies needed to prepare lunch for patrol, leaders.
- ___ (1) Large Garbage Bag (33-35 gallon), for use at Lunch.
- ___ Healthy snacks and drinks for the day.
- ___ Hand-sanitizer for the Patrol and Leaders.
- ___ Medical Form A & B for all Webelos, Arrow of Lights, and Leaders
- ___ Patrol Roster (See Page 7)

Revised 1/16/26

ALLOW US TO PROVIDE SOME HELPFUL KLONDIKE HINTS:

IMPORTANT: Your patrol must ask permission to enter every station. Give your patrol yell.
“Happy Scout Patrol from Troop AnyNumber requesting permission to enter, Sir!

FIRE STATION

Scouts will be required to start a fire that will burn through three strands of string above the fire pit and then make hot chocolate for their leader in time allotted.

EARN A BONUS POINT! Your Patrol can earn a bonus point if no matches are used to start the fire. There are many ways to start a fire without a match. Your scouts are up to the challenge.

Please note that the following items cannot be used in any component of the Fire Making Station!

- Butane
- Zippo Lighters, or other Lighter Fluid
- Charcoal lighter fluid or other Accelerants
- Chemical enhanced or Pre-soaked wood
- Quick Light: tinder sticks, kindling, or logs
- Fire Starter squares, blocks, pellets
- DuraFlame style logs with accelerants
- Newspapers, mail, paper products, magazines
- Store bought quick light products or FatWood products
- Any wood product that has been purchased that is designed to specifically enhance a hotter, fast burning, or rapid start flame.

KNOTS

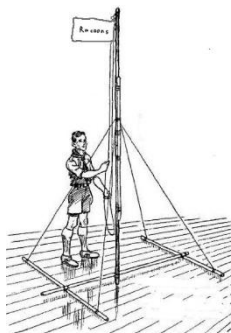
The Scouts will be tested on the following knots: Square Knot, Clove Hitch, Bowline, Two Half Hitches, Taut-line, Sheet Bend, Timber Hitch

Scouts will also be asked to describe when to use each type of knot.

Resource: <https://www.animatedknots.com/>

FLAGPOLE

Scouts will be using lashings and knots with their 6ft poles to create a flagpole. They will be required to put the flag up the flagpole and recite the Pledge of Allegiance. They will then put the flag down the flagpole and will need to fold the flag correctly before handing the flag back to the mayor.




How to fold flag:

<https://www.youtube.com/watch?v=2Seknm1auVg>

MESSAGE IN A BOTTLE

Scouts will be required to lash a ladder using square lashings with materials provided, raise the ladder to enable a scout to pour sufficient water into a closed PVC pipe to raise a pill bottle containing a message. NOTE: Points will not be deducted for incorrect knots or lashings.



FIRST AID

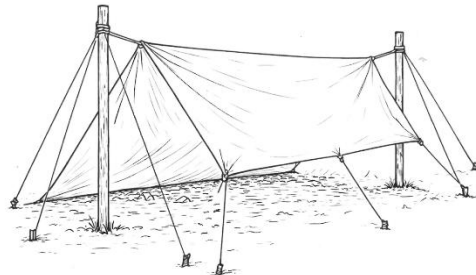
Scouts will be given scenarios to test their first aid knowledge.

20 QUESTIONS

Scouts will need to answer questions or show their knowledge through scenarios given on the information provided. Each unit will receive 100 possible questions prior to the event to prepare.

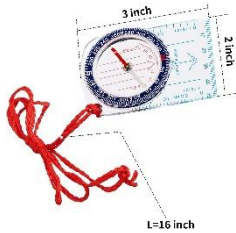
SHELTER BUILDING

This year's shelter building is the lean-to.



ORIENTEERING

Scouts will need to properly orient a map and give a bearing from Point A to Point B. Scouts will then be asked to stand and give bearings to three specific points. For the last part of the station, Scouts will need to move correctly through an orienteering course.



This is the compass that we will provide at the Klondike. It is from Amazon (BBTO 9 Pieces Orienteering Compass) if you want to order the same exact compass to practice with.

ESCAPE ROOM

Scouts will enter into a pavilion closed off by tarps. In this Scout “room”, they will need to use clues throughout the room to open several boxes to complete a puzzle to “escape” the room. Scouts will earn points based on how many clues are solved and if they “escape”.

If you are not familiar with what an escape room is, here is a quick clip to explain it:

<https://www.youtube.com/watch?v=6cSKaLDjoFw>

We are obviously not using 60 minutes for this station, it will be the same length as the other stations. Scouts will be working to solve the clues to unlock boxes. They may ask for hints but lose points based on number of hints used.

BEST OF LUCK SCOUTS! Contact Bob or Tiffany with any questions!