

# Cascadia Camporee

## Cascadia Olympiad - 2026

May 1-3, Powerland Heritage Park



## Leader's Guide

Last Updated on 3/24/26

# Cascadia Camporee 2026 Leader Guide

Antique Powerland, Powerland Heritage Park

May 1st – 3rd

---

The Camporee Leader's Guide provides information to address questions regarding the event. The guide includes information on:

- Preparation Information
- Camping Details
- General Information
- Health & Safety
- Check-In and Check-Out Procedures
- Events: Competition and Just for Fun

We are always looking for volunteers to help make Camporee run smoothly and for units to sponsor events. Without these individual and unit volunteers Camporee could not happen. If you are interested in helping to serve in any capacity at all, please sign up as staff on the Camporee registration site and send an email to Jason Clark, Camporee Chair at [scoutmaster71@troop71and571.org](mailto:scoutmaster71@troop71and571.org).

## Preparation Information

### Introduction

Prepare your patrols for an unforgettable weekend of challenge, teamwork, and classic Scout skills at the Cascadia Olympiad Camporee! Inspired by the spirit of the Olympic Games, this camporee transforms traditional Scout skills into exciting patrol competitions where Scouts test their abilities, earn bragging rights, and compete for top honors.

Patrols will rotate through a series of action-packed events designed to highlight the skills every Scout should know. From fire building and first aid to navigation and pioneering, each station challenges Scouts to work together, think quickly, and demonstrate mastery of outdoor skills.

Throughout the weekend, patrols will compete for points at each station as they work toward becoming champions of the Cascadia Olympiad. The focus is on teamwork, Scout spirit, and having fun while practicing the outdoor skills that make Scouting great.

Every participant will receive the Cascadia Olympiad participant patch, and top patrols will earn special recognition for their performance.

Bring your patrol spirit, your Scout skills, and your competitive energy — and join us for a weekend of adventure at the Cascadia Olympiad Camporee!

### Location and Date

- Antique Powerland, Powerland Heritage Park – 3995 Brooklake Rd NE, Salem OR 97303
- Friday May 1st thru Sunday May 3rd.
- Check-in will begin at 6:00 pm Friday.
- Check-out complete by 12:00 pm Sunday.

# Cascadia Camporee 2026 Leader Guide

Antique Powerland, Powerland Heritage Park

May 1st – 3rd

---

## Attendance

Camporee is open to all registered Scouts in Scouting America Troops and Venturer units from the Cascadia district. Siblings of Scouts, and other Scout-aged youth who are not Scouting America members may not attend this event. Adults staying overnight must be registered leaders and have up to date youth protection.

Camporee participants leaving or arriving camp property must check in/out with Camporee headquarters.

Adult guests may come to visit on Saturday. Units must provide a list of adult guests expected at Friday Check-in. Any adults not pre-authorized at Friday Check-In to require an adult from their unit to come to HQ to verify they may attend. Adult guests must follow all youth protection policies regarding adult supervision, and they must check-in and check-out with Camporee Headquarters (HQ).

## Registration and Costs

Registration is required for any scout or adult staying overnight via the council Black Pug website: <https://scoutingevent.com/492-cascadiacamporee>. **Early Bird Registration** is \$15 per person through Friday, April 10th. From Saturday, April 11th through Sunday, April 26th the cost goes up to \$20.00. Adults coming for the day as guests do not need to be registered. Please check-in at Camporee HQ when you arrive.

Registration will be closed as of Saturday, April 26th so the Camporee staff has time to prepare campsites, score cards, ribbons and all things Camporee. If you need to register after April 26th the per person cost increases to \$25 and you will need to contact the [Camporee Chair](#) for more instructions.

Once registration is submitted on Black Pug, there will not be refunds.

**Staff fee** is \$5, includes patch and T-shirt. You will specify shirt size when you register.

## Camporee Schedule

The Schedule is available at the end of this Leader's Guide.

## Arrivals and Departures

Anyone arriving at or departing from Camporee, at any time during the weekend, must sign in and out at Camporee HQ. Staff needs to be aware of any changes in attendance for all adults and youth in the event of an emergency.

## Parking

Parking will be allowed in designated areas only. Parking passes will be issued for all vehicles. Troops are allowed to take gear trailers to the camping area but must return them to the designated parking area as soon as they are unloaded. No RV's (motorhomes, camping trailers, or campers) are allowed. Please carpool to conserve parking. **Help us by printing out passes for your vehicles before you arrive.** (Located at the end of this Leader's Guide.)

## Camping Details

### Campsites

Campsites will be pre-assigned by the staff based on pre-registration numbers. Campsites will consist of 50 ft x 50 ft slots for every 15 people (youth and adults) in the unit. Maps of the campsites will be available upon check-in. Please provide your own campsite border delineation supplies, i.e. stakes/post and rope.

### Unit Campfires

Unit campfires will be allowed if a fire ban is not in effect. Unit campfires must use above-ground, leave-no-trace fire pits with fire bucket and shovel. Units need to bring their own firewood. Axe yards need to be set up only in the unit space if needed.

### Cooking

Scouts do their own patrol cooking in their campsite. It is up to the individual units to bring their own cooking and cleaning equipment. It is strongly suggested that Camporee schedule time constraints should be kept in mind when planning meals. Time for cooking and cleaning must be at a minimum for patrols to participate in all the activities. Consider having a quick, no-cook or pre-cooked lunch on Saturday.

Liquid fuel and compressed gas stoves may be used in accordance with Scouting America policy. Registered Leaders are responsible for storage of liquid fuel in the campsite area.

### Water

Water spigots are available at designated sites. No dishwashing is allowed at the handwashing stations. Bring water jugs and remember to conserve.

### Gray Water

There is no disposal station for gray water. Please encourage your scouts to practice Leave No Trace and use as little water as possible for clean-up. Please strain your gray water before broadcasting into the area on the other side of the train tracks. Area is located on the Camporee Map.

## Sanitation and Bathrooms

Portable toilets and handwashing stations will be located next to the camping field and around the grounds. Please make sure that scouts do not throw trash into them.

## Trash

Pack it in – pack it out! Please bring sealable garbage bags for disposal of your trash and garbage. All units must remove their own trash on Sunday. Please be considerate of our venue and leave your area cleaner than when you arrived.

## Flags

US and Unit Flags are to remain as part of your campsite entrance. Patrols are to bring a patrol flag and cheer aligned with their patrol name to morning flag and Saturday activities. Do not bring any flags to the evening flag ceremony as we will be transitioning immediately into the campfire.

## Respecting Other Units' Sites

Everyone should respect other units' campsites. Please do not cross through another unit's site, instead go around. Show others the level of courtesy you would like shown to you.

## Quiet Hours

All activities will be subject to quiet hours and lights out from 11:00 pm till 7:00 am each day. Leaders in each unit are responsible for enforcing these hours. A Scout is Courteous. After taps, every Scout is expected to be in his/her tent and quiet at that time. If you must move about in your own area after taps, do it quietly so that others are not disturbed. Roaming about the campgrounds or other campsites will not be tolerated.

# General Information

## Mandatory Leader Meeting Friday Night

After check-in, each unit will be expected to set up their campsite. At 9:00 PM there will be a mandatory leader meeting for Scoutmasters and Senior Patrol Leaders at Camporee HQ. A cracker barrel will be provided for the participants at the meeting. Staff will answer all questions and resolve issues. If additional staffing assistance is required, units may be asked to volunteer.

**Note:** All youth and adult leaders are asked to bring their own cup, plate, spoon, etc. to the Cracker Barrel. Our goal is to limit all unnecessary use of paper products.

# Cascadia Camporee 2026 Leader Guide

Antique Powerland, Powerland Heritage Park

May 1st – 3rd

## OA Cracker Barrel

Saturday night's cracker barrel is in conjunction with the OA callout and is open to all Order of the Arrow members, as well as all Scoutmasters and Senior Patrol Leaders. All others are expected to return to their campsites.

## Camporee Staff

The Camporee is staffed by scouting youth and district volunteers. Each staff member will be wearing a staff shirt for identification. Youth participating on staff represents a learning opportunity for them. Please be considerate and cooperate when it is necessary for a staff member to take action or make a decision.

Our goal is to make Camporee as much fun as possible for all participants. If there are any youth or adults who would like to assist with the planning and staffing for either this or future Camporees, please contact us, as fresh ideas are always welcome for these events. Call or email anyone on the District Committee to share your ideas, time, or talent.

Principal Camporee Staff members are listed below.

Position	Name	Phone	Email
Camporee Chair	Jason Clark	(503) 730-2232	<a href="mailto:scoutmaster71@troop71and571.org">scoutmaster71@troop71and571.org</a>
District Executive	Trevor Sanchez	(971) 337-5919	<a href="mailto:Trevor.Sanchez@scouting.org">Trevor.Sanchez@scouting.org</a>
District Commissioner	Scot Holden	(503) 805-5410	<a href="mailto:red_scot@icloud.com">red_scot@icloud.com</a>

## Camporee Evaluations

Each unit is asked to turn in a completed evaluation form upon check-out on Sunday. Adults work with your SPL to fill out the evaluations. These evaluations are essential for us to improve the event year after year. If you feel some major changes need to be made to Camporee or if you want to praise a specific staff member, please include it in your evaluation.

## Camporee HQ

Headquarters (HQ) will be located in the Dezotell Building office. Staff city, where staff are camped, will be to the west of the Truck Museum. Headquarters will be staffed from 8:00 am to 10:00pm. If you need to find a staff member outside of these hours, come to staff city.

## Lost and Found

Items found are to be turned in at Camporee HQ. Lost items may be claimed at the Camporee HQ. Items not claimed by the conclusion of Camporee on Sunday will be sent to the Council Scout Office. (**Pro Tip:** Label your belongings!)

## Uniform and Dress Code

All youth and adults must bring field uniforms for the Flag Ceremonies, during the Campfire Program, and Scouts Own service. Uniform inspections will be conducted immediately after the Saturday morning flag by staff.

During the day on Saturday, during activity time, youth and adults may dress in either field uniform, activity uniforms, theme attire or a mixture of any of these. Theme attire is highly encouraged during Saturday activities and events.

## Order of the Arrow

The Order of the Arrow will be holding a Call-Out ceremony on Saturday evening at the end of the Camporee campfire. This is a public recognition ceremony to announce those who have been elected as candidates for the Order of the Arrow by their fellow peers.

## Special Accommodations

Arrangement for individuals with special needs must be made with the [Camporee Chair](#) prior to Camporee.

## Discipline

Leaders will be responsible for the supervision of their units and will be held accountable for behavior. Adult leaders, who are not staffing events or monitoring unit campsites, are encouraged to watch the event but should not be coaching or guiding youth during competitions.

# Health & Safety

## First Aid & Medical Facilities

Review any acute medical conditions with the medical staff upon arrival during the health screening process.

Minor first aid needs are the responsibility of the unit. All accidents must be reported to the camp medic regardless of severity.

Our medic will also want to know if there are any doctors in your group.

## Medical Forms & Medications

Units should bring two complete copies of the Annual Health and Medical form Part A & B for every youth and adult attending Camporee. Each participant will provide their medical information at check-in. That form will be kept with the medical staff and returned when the unit departs. Unit Leadership will keep another copy at the unit's campsite.

Medications are to remain with the scout's unit leader and **MUST** be kept secure at all times.

## Check-In & Check-out procedures

### Before Arrival:

- Confirm registration for all participants - Please make your Camporee payments.
- **Print Unit Roster** - The roster from the Black Pug registration site will need to be turned in when checking in. Please note any last-minute changes on your copy.
- **Print Parking Passes** - Passes need to be displayed for each vehicle.
- **Health Screening** - Participants will need their completed copy of the Annual Health and Medical form Part A & B to go over with the medical screening team. These copies will be kept by medical staff and returned on Sunday. Units should also have their own copy.

### Arrival:

- **Time** – Scouting units may arrive starting at 6:00 PM. Units need to be in camp by 8:30 PM so their leaders can attend the 9:00 PM leaders meeting.
- **Parking** – Cars and trailers will need to remain in designated lots.
- **Check-in & campsite assignment** - All participants must come to HQ with their roster and med forms for review and campsite assignment.
- **Unit Gear Drop-off** - Once medical screening has been completed and the units checked in, they may use one unit vehicle at a time to drive to their campsite to unload unit gear. Please drop all gear off in the staging area before taking it to your designated campsite. All vehicles need to be returned to the parking lot as soon as your gear is unloaded.
- **Personal Gear Drop-off** - Scouts need to carry in their own personal gear to limit the number of vehicles near the camping area.

### Departure:

- **Gear Pick-up**- Beginning at 10:00 AM, units may use one vehicle at a time to drive to their campsite to load gear. Please check in with HQ before retrieving your vehicle.
- **Time** – Check-out will begin after Sunday morning awards.
- **Evaluation Forms** – Adult leaders, work with your SPL to complete an evaluation form to ensure Camporee can be improved upon year after year.
- **Final Campsite Inspection** – Send your Scoutmaster and/or Senior Patrol Leader to Camporee HQ with your completed Camporee evaluation form to request campsite inspection.
- **Camporee Patches** – Upon completion of check-out, your unit will receive souvenir patches for all registered participants (youth and adults) and their medical forms in their Unit Checkout packet.

## EVENTS: COMPETITION AND JUST FOR FUN

The Camporee staff and planning committee have been thinking of new ideas and considering what has worked well in the past and what has not. Units have volunteered to run morning and afternoon stations.

Who competes? Only a unit's regularly organized patrols should compete. "Ringer" patrols made up just for the Camporee are not in keeping with good Scout Spirit. Units are encouraged to have older Scouts act as Troop Guides. Patrols of 4-10 scouts will be assigned to one of three divisions based on the average rank of the patrol's scouts. When first registering at Camporee, patrols will be assigned a starting station for Saturday's activities and circulate through the events until they have completed all event stations. As in previous years, patrols may go from station to station in whatever order they choose. It does not need to be in numerical order. Patrols should be advised that different stations will require different lengths of time to complete.

Scoring cards will be handed out at the Saturday morning flag. When a patrol completes a station, a sticker, stamp or signature is added to the card and the score recorded. Patrol morning score cards are to be turned in by 1:00 PM to Camporee HQ. Patrol participation score cards must be turned in by 5:00 PM to Camporee HQ.

### Morning Events - Patrol Competition

#### Uniform Inspection

Uniform Inspection will be conducted immediately after flag on Saturday morning for all patrols. Each Scout must be in complete field uniform (Class A) for the inspection. Each Scout starts with 100 points with deductions made for non-patrol uniformity, dirty, missing, or incorrect placement of uniform details. The average score of all patrol members is the score for the uniform inspection event. Some examples of uniform details:

- Scout Shirt - Tan shirt with buttons properly buttoned and tucked into pants
- Scout Pants or Jeans - either long or short. Patrol should be wearing same type of pants
- Shoulder Epauettes - should be firmly attached to the shirt
- Hat - official BSA hat or troop hat

After the uniform inspection is complete, patrols can choose to change into other appropriate scout or themed attire.

#### Scored Skill Events

Each unit is asked to provide a station for the competition. Signup at Roundtable or contact the [Camporee chair](#). No youth should be in their campsites during this time.

Patrols will receive points for demonstrating the skills at each station. In addition, patrols will be awarded points for showing patrol spirit at each event. This will include delivering their patrol yell, having a patrol flag, and successfully working together. Some examples of the morning events are:

# Cascadia Camporee 2026 Leader Guide

Antique Powerland, Powerland Heritage Park

May 1st – 3rd

---

- Torch Lighting Trials – Fire Building.
- Scout Discus – Frisbee Golf.
- Pioneering Relay – Knots and Lashings.
- Trail Essentials Dash – 10 Essentials.

## **Afternoon Events**

Afternoon games/activities will be for participation points. Participating in afternoon events contribute to the scoring of the Honor Unit award. Adult volunteers will be needed from units to run these activities. No youth should be in their campsites during this time. Some examples of afternoon events are:

- Campfire participation.
- Service project participation.
- Hawks – show your skill with Tomahawks.
- Visit the open museums.

## **All Participant Service Project**

There will be a service project for **ALL** units to participate in. Service Project work will take place as part of the afternoon events. The service projects will be explained at the Friday night SPL and Unit Leaders' meeting. All participants should bring work gloves – Units, please bring basic yard tools.

## **Troop Competition**

The scoring from Patrol competition events plus the following troop competition events will be used to determine the Honor Unit award. This will be awarded Sunday morning.

## **Campsite Inspection**

All troops will earn points toward Top Unit based on results from their campsite inspection. Campsites will be judged with an average score from the identifiable patrol areas including all adult areas. Scoring will begin with each troop at maximum points. Deductions will be taken for any infractions identified.

## **Pioneering Gadget or Gateway**

All troops can compete to earn an award and earn points toward Top Unit by producing a pioneering project using no more than (8) 8' poles, (4) 6' poles and (8) 4' poles. The project can be a gateway or a gadget. Units will need to provide their own materials for this competition. Troops will lose points if they are working on their entry after taps on Friday night.

## **Adult Unit Leader Cook-off**

Adult Unit Leaders can earn points for their unit toward Top Unit by participating in a Dutch Oven cook-off. The winner will also be honored with special recognition at the awards ceremony. Come prepared to share a dish from your heritage or international cuisine. Tell us about the family/historical importance this dish has for you.

# Cascadia Camporee 2026 Leader Guide

Antique Powerland, Powerland Heritage Park

May 1st – 3rd

---

## Contestant Rules:

1. One entry per unit
2. Cooking must be done in a Dutch oven.
3. The contestant will provide all ingredients.
4. A meal will be fully prepared and cooked at Camporee. No pre-prepping and bringing from home.
5. Participants may start cooking no earlier than 12:30 pm on Saturday. All entries must be submitted to the judge's table at Camporee HQ no later than 6:00 pm.
6. Each contestant will be assigned a letter when they register at check-in to prevent judging bias. The contestant will deliver one plate and a copy of their recipe tagged with their assigned number.
7. Contestants will be judged on Flavor, Texture, Presentation and family/historical story. Judges will rate each category 1-10 and score will be the total. In the event of a tie, the prize will be awarded to the dish with the highest degree of difficulty.

## 2026 Cascadia District Camporee Campsite Inspection Criterion

Troop #: \_\_\_\_\_ Campsite #: \_\_\_\_\_ Inspector: \_\_\_\_\_

	Possible Points	Score	Notes
Tents lined up in neat rows or formations, with definite patrol divisions.	10		
Patrol dining fly pitched properly.	5		
Trash bag available and not overloaded.	5		
At least one Pioneering campsite improvement, made only from natural materials brought from home.	10		
Ground cloth covering entire tent floor. (prepared for inclement weather)	5		
Tents areas are neat, with no personal belongings outside of the tent. "Be Prepared"	10		
No ditching, careless damage or disruption of ground cover and surrounding foliage.	10		
Campsite is litter free/Leave No Trace -gray water disposal (with screen)	10		
Use of stoves only – no open fire or charcoal.	5		
Cooking gear is stored between uses, covered, at least under a tarp or in a tent.	5		
Proper fuel storage. (gas valve off)	5		
Demonstrated method for proper dishwashing.	5		
Camporee schedule and duty roster posted.	5		
First Aid Kit visible per unit	5		
Gateway/Scout Spirit (Unique scouting feature)	5		
<b>TOTAL</b>	<b>100</b>		

# Cascadia Camporee 2026 Leader Guide

Antique Powerland, Powerland Heritage Park

May 1st – 3rd

TIME	ACTIVITY	RESPONSIBILITY
<b>Friday</b>		
6:00 PM	Registration open/Troops start arriving.	Staff
8:30 PM	All units in camp and set-up for the evening.	Unit Leaders
9:00 PM	SPL/UNIT LEADER MEETING/CRACKERBARREL-Camporee HQ (all units).	Unit Leaders
10:00 PM	Scouts in campsite except to & from KYBO. This must be strictly enforced.	Unit Leaders
11:00 PM	Lights Out and All Quiet - After this time, no lanterns should be lit, even in adult campsites. Only whispers are allowed after this time.	Unit Leaders
<b>Saturday</b>		
7:00 AM	Reveille - before this time, no scout is to leave their campsite except for the KYBO. Only whispers are allowed before this time. Camp sites should be quiet. Adults can begin setting up activity stations.	Unit Leaders
8:00 AM	Chaplain Aides meet for planning All Scouts Service – Camporee HQ.	Chaplain Aides
8:30 AM	Morning assembly for Flag and Uniform Inspection.	Staff
9:15 AM	AM - Activity Stations Begin.	Staff Unit Adults
11:45 AM	Patrols return to campsites for lunch.	Patrol Leaders
1:00 - 2:00 PM	Camporee Service Project – All Units & Leaders participate.	All Participants
2:00 PM	Afternoon Events Begin, deadline to turn in morning score card to Camporee HQ.	Staff Unit Adults
5:00 PM	All patrols in campsites. Units prepare dinner; deadline for afternoon scorecards to Camporee HQ.	Patrol Leaders
6:00 PM	Scoutmaster Cook-off food is due at Camporee HQ.	Staff
7:00 PM	Evening Flag.	Staff
7:30 PM	Campfire program and OA Call-Out ceremony.	Staff Unit Leaders
9:00 PM	OA Cracker Barrel.	OA
10:00 PM	Scouts in campsites except to & from KYBO. This must be strictly enforced.	Unit Leaders
11:00 PM	Lights Out and All Quiet - After this time, no lanterns should be lit, even in adult campsites. Only whispers are allowed after this time.	Unit Leaders
<b>Sunday</b>		
7:00 AM	Reveille - before this time, no scout is to leave their campsite except for the KYBO. Only whispers are allowed before this time. Camp sites should be quiet.	Unit Leaders
9:00 AM	Scouts Own Service (NEED LOCATION)	Unit Leaders
9:15 AM	Flag and Final All Camporee Assembly.	Staff
10:00 AM	Trailers allowed in to load out. Units start departing. (Units must check-in with HQ before departing.)	Unit Leaders
12:00 PM	Camporee Site Vacant.	All Participants
NOTE: SCHEDULE CHANGES ARE POSSIBLE, BE SURE TO HAVE YOUR UNIT REPRESENTED AT THE SPL/UNIT LEADERS MEETING AT 9:00 PM FRIDAY NIGHT.		
03/16/26		

## 2026 Camporee Parking Pass

Welcome to the Cascadia Camporee Parking Lot

Please fill in your details below.

Driver's Name: \_\_\_\_\_

Cell Phone #: \_\_\_\_\_

Unit #: \_\_\_\_\_

Have a great Camporee!

## 2026 Camporee Parking Pass

Welcome to the Cascadia Camporee Parking Lot

Please fill in your details below.

Driver's Name: \_\_\_\_\_

Cell Phone #: \_\_\_\_\_


Unit #: \_\_\_\_\_

Have a great Camporee!

# Antique Powerland Site Map

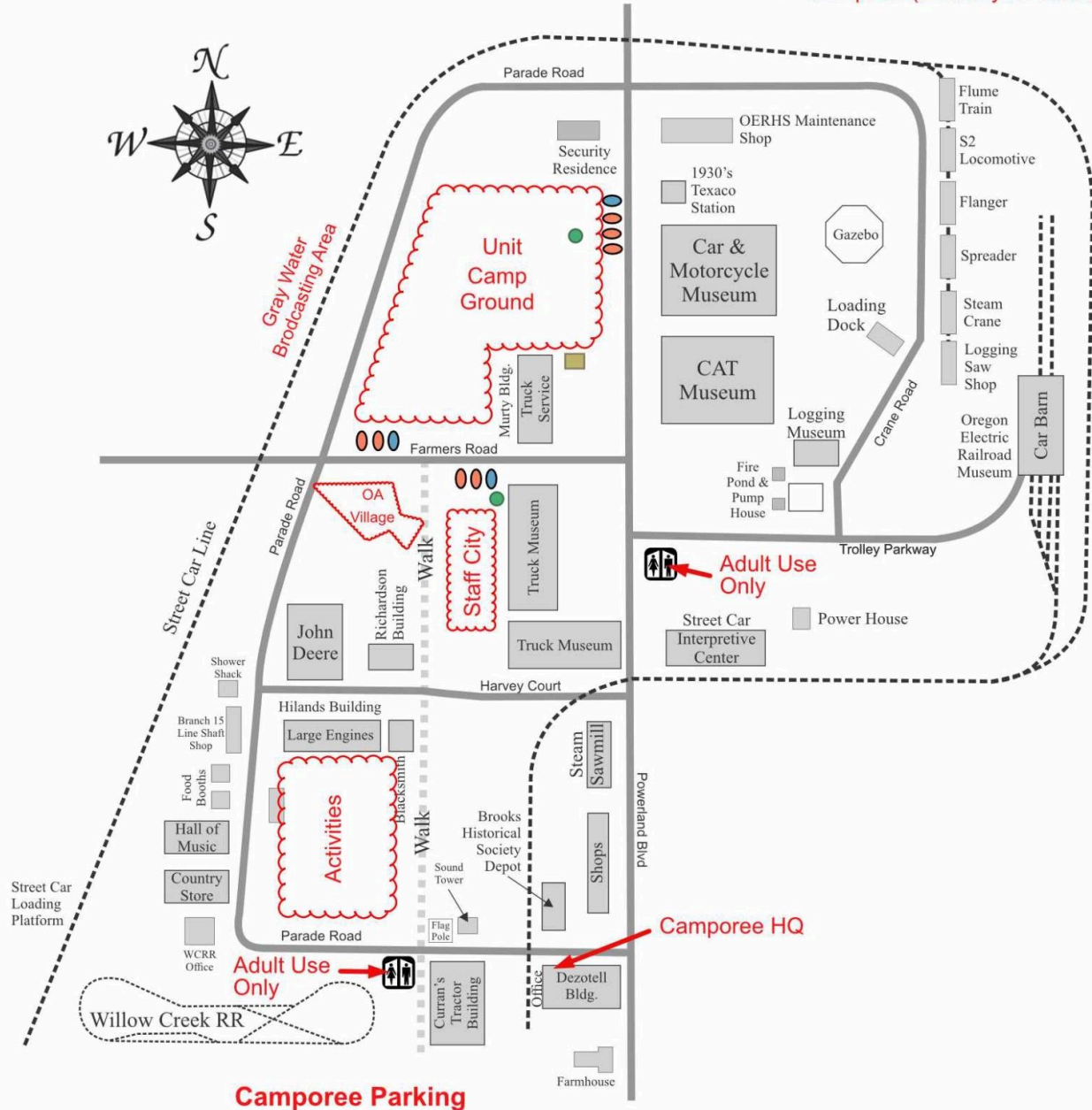

Latitude 45° 03' 12.79" N

Longitude 122° 58' 37.85" W



## Camporee Legend

- Hand Wash Sink
- Port-a-Potty
- Potable Water Spigot
- Dumpster (smash your trash)



Antique Powerland Website Map V7

# Cascadia Camporee 2026 Leader Guide

Antique Powerland, Powerland Heritage Park

May 1st – 3rd

---

**Questions? Jason Clark, Camporee Chairman,**  
[email: scoutmaster71@troop71and571.org](mailto:scoutmaster71@troop71and571.org)

**Location: Antique Powerland, Powerland Heritage Park**  
**3995 Brooklake Rd NE, Salem, OR 97303**

**Exit 263 - Off I-5**

