The background of the cover is a photograph of a wooded area with a gravel path. On the right side, a red flag is partially visible, featuring white text that reads "TROOP 386" and "SANDY HOOK CHURCH".

CAMP HOOK 100TH ANNIVERSARY SPRING CAMPOREE LEADERS GUIDE

VanArsdel, Ltd.

2026 is the 100th anniversary of Camp Hook, formerly Mound Builders Council Summer Camp that was home to many generations of Scouts and the adventures they had there for nearly 70 years. We are celebrating that History with a one of a kind Camporee!

Dates: May 1-3, 2026

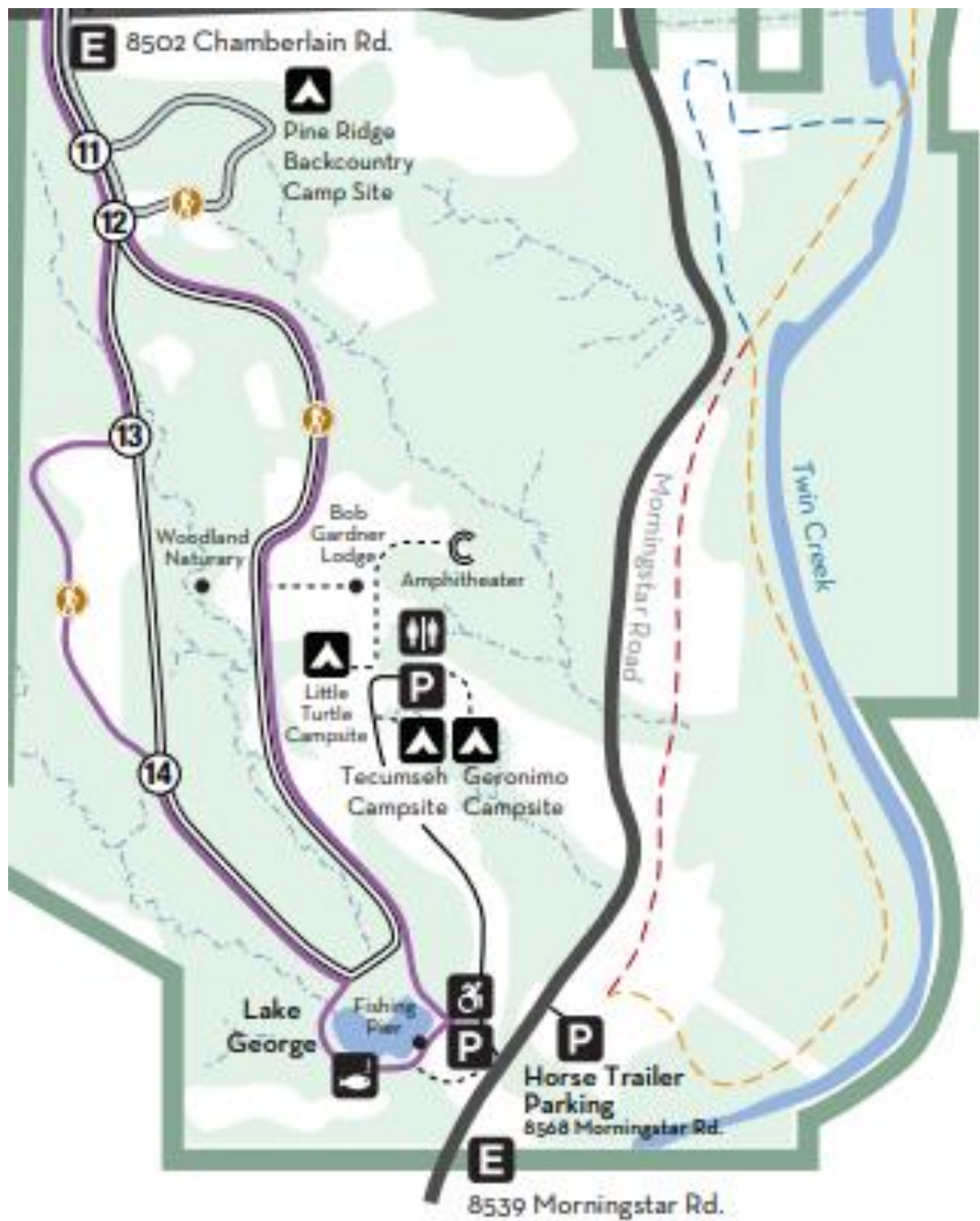
Location: TwinCreek MetroPark (Camp Hook)

Cost: \$15 per person

Who: All Scout Units from the Old Mound Builders Area Council, Butler and Warren Counties

THE BASICS

- We will be guests of the 5 Rivers MetroParks, and we will be following the rules and guidelines of the Parks
- Scout units will camp in the old activity field, Camporee style, in a grid, and you will be informed of your spot prior to arrival; most units will be in this field, behind Garner Lodge; there are three front country campsites available as well, just off of the parking lot, that units can request, and will be used for 1] overflow camping as needed; and 2] as activity centers for the Saturday morning program, if you want a front campsite your Troop will have to agree to host and man an activity center (firebuilding, tot n chip, first aid, etc)
- No ground fires, fires in metal fire basins are permitted, or in dutch oven metal tables
- Water and PortaLets will be provided
- Troop Gateways are strongly, strongly encouraged
- Be prepared to bring out your own trash, please be prepared for this
- A Service Project will be a big part of this Camporee, Units should be prepared with basic hand tools, and participants should bring work gloves
- Part A and B of the BSA Medical Forms are required, and to be kept in your units
- Unit Leaders will provide a roster prior to arrival
- Unit Trailers will be parked just off of the Camporee Camping Area in front of Gardner Lodge, units will have to carry their gear up to 150 yards
- Order of the Arrow Call Out conducted as part of the Saturday Night Festivities
- Brotherhood for Order of the Arrow will be offered by the Lodge as well
- Cooking Competition – will be a Cobbler Cookoff (Dutch Oven)
- Overflow Parking will be available at the Carlisle Junior High School 5 minutes away



AGENDA

1) Friday

- a) Staff arrive on site at 3 pm
- b) Units start arrival 4:30 pm
- c) Units set up Camp until 9 pm
- d) 8:30 pm Scoutmaster/SPL meeting in Gardner Lodge
- e) 9:30 Friday Night Campfire at Campfire Ring
 - i) Campfire is broken into two parts:
 - ii) fast, fun, furious and funny,
 - iii) and slow down and patriotic
 - iv) we will have songs and skits and entertainment for the first half
 - v) there will be a flag retirement ceremony on the second half
- f) 10:30 Camp Quiet Time

2) Saturday

- a) Units Awake, make breakfast in campsite
- b) 8:45 am Flags at Parade Field
- c) 9 am Morning Program
 - i) Young Scouts Program (First Class and below)
 - (1) Advancement – to be held and staffed by Troops in the front Country Sites
 - (a) Fire Building
 - (b) First Aid
 - (c) Tot n Chip
 - (2) Camporee on the Air, the Warren County Radio Club will conduct sessions teaching Scouts about radio communication and hands on use of radios
 - (3) Scouting Heritage -- Scouting Museum and our history including patches and lots of pictures at Gardner Lodge
 - ii) Older Scouts Program
 - (1) Older Scouts can certainly participate in all the above activities
 - (2) Scouting Heritage Merit Badge counselors will be available
 - (3) Camporee on the Air
 - (4) In your Campsites building your Troop Gateways
 - (5) Volunteering to assist with the Service Project preparation
- d) 12 pm lunch in your campsites
- e) 1 pm Service Project in the Parade Field, bring tools, water bottle, wear gloves
- f) Service Project ends at 3
- g) Campwide Games in the Parade Field 3:15 to 5:15
 - i) Pioneering Project

- ii) Capture the Flag
 - iii) Old Time Scout Games
 - iv) Tug of War
 - v) More to come!
 - h) 5:30 break for Dinner and Clean Up in campsites
 - i) 6:30 pm Alumni Dinner tbd
 - j) 9:00 pm Traditional Campfire each Troop will perform skit or song
 - k) 9:45 pm transition into the Order of the Arrow Call Out
 - l) 10:30 pm Camporee quiet time
- 3) Sunday
- a) Awake, breakfast in your Campsite
 - b) 9 am Interfaith Service at the Chapel
 - c) 930 am Closing remarks and awards at the Chapel
 - d) 10 am Dismissal of Units Close of Camporee

SATURDAY SERVICE PROJECT

- This is designed to be a two hour conservation project
- We will be performing valuable Service to the TwinCreek MetroPark enhancing the parks impact and the enjoyment of the public
- We will break the Camporee up into work areas, and assign units to each area under leadership of the Camporee Staff and the MetroParks
 - Gilwell Field Tree – this is a very exciting project, there is an oak tree with a monument marker in the field where we will be camping that was grown from an acorn from the Gilwell Field in England! We will be replacing the perimeter fence, spreading mulch, and most important collecting acorns to be planted in the future at Dan Beard Camps!!!!
 - Chapel – this is the original Chapel at Camp Hook, we will be pruning and removing undergrowth and honeysuckle and cleaning up the area
 - Amphitheatre – we will be doing a lot of maintenance, weeding, cleaning and spreading gravel and mulch at the amphitheater
 - Parade Field – cleaning and fixing the flag poles and platform
 - Campsite – spreading mulch around trees in the camping area
 - Maintenance Building – clearing invasive weeds and honey suckle 6 feet back from structure and fence
- As you can see, we have a lot of opportunity for service, and the Camporee hopes that all the units participate with enthusiasm

Campsite Inspection

Inspection will be done at each campsite during the day on Saturday while scouts are out having fun with the games. If you are at a shared campsite, your area will be judged for yourselves. For example, if Troop A is sharing a campsite with Troop B, wherever Troop A's stuff is, is where they will be judged.

GATEWAY INSPECTION

Units are strongly encouraged to construct a Gateway at your campsite, focusing your units unique traits, unit character and whom your are!!

- Gateways will be judged by staff
- Creativity, basic Scout skills and workmanship will be evaluated
- Prizes and recognition will be announced at the Saturday Campfire

GOLDEN SPOON

The Golden Spoon Competition for our Camporee is going to be Dutch Oven Cobbler Cookoff! And the Camporee will be the Judge, each unit will prepare enough for at least one serving for each of the participants of the unit attending, bring the finished Cobbler to the Campfire Ring on Saturday Night, and the Camporee staff will provide disposable bowls and spoons, and ice cream, and that is how we will kick off the final Campfire!!!!

PATCHES

Each participant upon arrival will receive two of the same patches. The Camporee will have two participants patches, and you will have to meet and trade with another participant from another unit to get your full set! Welcome to the world of patch trading.

TRADING POST

There will be a trading post at or near HQ/Gardner Lodge.

CAMP HOOK 100TH ANNIVERSARY CAMPFIRE SUBMISSION FORM

This form is to be used to submit each tall tale, song, or skit that will be performed at the Saturday night campfire program. Use of a carnival theme is encouraged when deciding the basis for your skit/song but is not required. Participation is encouraged, and patrols may perform multiple skits/songs. Use your imagination, have fun, and keep it Scout-appropriate. Please refer to "BSA Ceremonies and Campfire Guidance" in this booklet. Depending on the total number of submissions, not every skit or song may be able to be performed; all submissions are due to the camp office prior to closing flags on Saturday!

Unit # _____

Unit/patrol Name	Skit/song/story name	Approximate time

Skit/song/story brief description:



BSA Ceremonies and Campfire Guidance

(National Camping School)

Ceremonies and campfires are fun and exciting parts of any camping experience! They give youth the ability to perform, but runons, stories, skits and songs must also fit within the program guidelines of the BSA. There are numerous things that are inappropriate and unacceptable. While the following is not an exhaustive list, it will help you begin the discussion about ensuring only appropriate material is portrayed:

- No name Calling, put-downs, Hazing
- No references to undergarments, nudity or bodily functions
- No cross-gender impersonation at any point in the skit
- No derogatory references to or stereotyping of ethnic or cultural backgrounds, economic situations, or disabilities
- No portrayal of sensitive social issues such as alcohol, drugs, gangs, guns, suicide, etc. – *be mindful of this in song lyrics as well.*
- Wasteful, ill-mannered, or improper use of food or water including wasting food in ANY way for comedic purpose is not allowed. *You may not know the current situation of youth and adults who are in the audience. Many may not have adequate food at home and the wasting of food in any way would further point out this disparity. Additionally there are parts of the world where water is not potable therefore the wasting of water is not appropriate.*
- No inside jokes that exclude some of those present
- Do not change lyrics to patriotic songs ("America", "America the Beautiful", "God Bless America", "The Star-Spangled Banner") or hymns and other spiritual songs
- Do not embarrass anyone – including staff or audience members (even if they are "in on it") - *just because the staff member is in on it, everyone in the audience is not aware of that fact and the appearance is that you are making fun of someone.*
- Do not portray violent behavior or any behavior not in line with the Guide to Safe Scouting (ex. pointing "guns" at each other)
- No bathroom humor or skits/songs where a toilet is the punchline or a part of the skit or song.
- No water skits – NO ONE gets wet in any way (includes staff, and even if they are "in on it")
- No material with sexual overtones
- **Do not include anything that is not in keeping with the ideals of the Boy Scouts of America.**

Best motto to have is, "If in doubt, take it out!"

All material should be vetted by the camp leadership team. Be sure you understand all aspects of the performance and what will happen. For example, a unit may have the same name for a skit and have a different interpretation of it than you expected.

Each of us has a role to help ensure our ceremonies and campfires represent the BSA ideals and brand. Thank you for communicating this material to your short-term camps so that they can help us all represent the best in Scouting.

CAMP HOOK 100TH ANNIVERSARY CAMPSITE INSPECTION FORM**Campsite Inspection**

Cooking Area-

- Patrol Boxes are closed ____/2
- Duty Roster is posted ____/2
- Everything is organized and clean ____/4
- All food is stored properly ____/3
- Trash is stored properly ____/3
- First aid supplies are visible ____/3

Campfire-

- Out or watched ____/4
- Away from tents ____/3
- Safety tools by fire (shovel, water, etc.) ____/2
- All within fire ring ____/2

General Campsite-

- "No flame in tents" posted somewhere in campsite ____/2
- Personal gear is not out carelessly ____/3
- Everything is overall clean ____/3
- Troop Flag is displayed ____/2
- One car or trailer at campsite ____/2

Total ____/40


UNIT FIREGUARD CHART

Fill out and post this chart on your campsite bulletin board.


 <p>We will prevent fires by breaking matches in two after using.</p>	 <p>Putting fires COLO OUT with water.</p>	 <p>Feeling with fingers to test heat.</p>	<p>FLAMMABILITY WARNING CAMPING SAFETY RULES</p> <p>NO TENT MATERIAL IS FIREPROOF, AND IT CAN BURN WHEN EXPOSED TO HEAT OR FIRE. FOLLOW THESE RULES:</p> <ul style="list-style-type: none"> Only flashlights and battery-powered lanterns are permitted in tents. NO FLAMES IN TENTS is a rule which must be enforced. Chemical fueled stoves, heaters, lanterns, lighted candles, matches, or other flame sources should never be used in or near tents. Do not push tents near open fire. Do not use flammable chemicals near tents: kerosene, turpentine, spray cans of paint, or bug killer and insecticide. Be careful when using electricity and lighting in tents. Always extinguish cooking and campfires properly. Only use fire lines, lanterns, and regulations. Keep campers informed on a daily basis of your camp's fire danger. 	 <p>Clearing all burnable material 4 to 6 feet away from the fire or as required by local law.</p>	<p>In the case of Cub Scouts, they should immediately seek adult help and the alarm by yelling "Fire!"</p> <p>When the alarm is sounded, all campers should immediately stop all activities and attempt to fight any camp fire. If adult help is not readily available, the Cub Scout should continue to sound the alarm, send a runner for help, and/or dial the camp office or 911.</p>
<p>Trip for wardens _____</p> <p>Trip for wardens _____</p> <p>Camp _____</p> <p>Camp _____</p>			<p>_____</p> <p>_____</p>		

VARIOUS TYPES OF FIRE DANGER SIGNS IN CAMP





SOUND ALARM



DROP TENTS (CANVAS ONLY) IF NECESSARY AND SAFE TO DO SO

IN CASE OF FIRE

REPORTING AND ASSEMBLY INSTRUCTIONS

At some camps local changes are made in these suggested procedures. All exceptions, however, should be made on the recommendation and with the approval of local fire authorities.

IN A UNIT CAMP SITE

1. Sound the alarm by yelling "Fire!" and then notify the first adult you see.
2. Then report to a camp officer or the camp fire warden.
3. Extinguish a fire only if it can be done quickly and easily.
4. When the central alarm is sounded to warn the camp, quickly mobilize in your unit. Move to your preassigned point immediately and stand at attention.
5. A runner reports to the camp office for instructions from the camp fire warden.
6. In the event of a tent fire, you can douse it with water or sand, or simply stand back and let professionals fight the fire.

OUTSIDE UNIT CAMP SITE

1. If you discover a fire anywhere in camp, report immediately to the camp office so the alarm may be sounded and fire authorities notified.
2. Camp fire warden sounds the central alarm, and your unit follows status 3 and 4 above.
3. Remember: Campers should not be directly involved in the fire fighting process except for fires that can be quickly and easily extinguished.

In case of a fire in our campsite, we will notify _____ Camp fire warden and follow the instructions of our unit fire warden.

STAFF

Bernie Marshall, Chair

Bill Gray

Lee Dennis

Greg Stephens

Dennis Pelletier

Dave Erwin

Ben Zumkerh

Dave Henn