




# Printable Wear-and-Tear Card

During a vehicle's life, some wear and tear is expected and considered normal. Ready to review your vehicle's current condition? After printing this Wear-and-Tear Card, cut it out and hold it against dents, dings, cracks, chips, stains or tire treads to assess your vehicle's condition. This information should help you identify any items that may be considered excess wear and tear and result in charges.

## Instructions

1. For best results, print this document using your printer's "Best Quality" setting. Be sure to disable any scaling or page-fitting options.\*
2. Using scissors, carefully trim along the dotted line.
3. Use the ruler along the bottom to measure your vehicle's wear.
4. To measure tire tread depth, insert the bottom edge of the card into tire tread. If your vehicle's tire tread meets normal conditions, the blue indicator will not be visible.

\*Refer to your printer's owner's manual for more details.



**GM FINANCIAL**

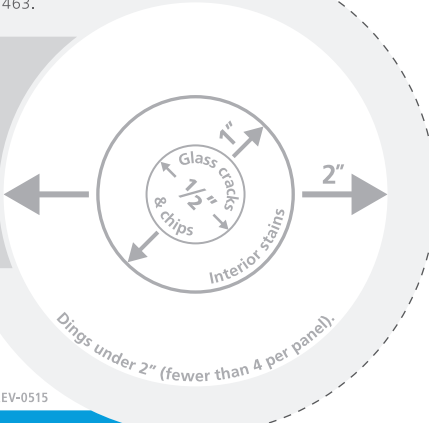
For questions or more information contact GM Financial at 1-800-436-1463.


## Wear-and-Tear Card

- Fewer than 4 dings per panel less than 2"
- 1 dent or 2 scratches per panel less than 4"
- Interior cuts and tears smaller than 1/2"
- Wheel scratches and gouges less than 3"

**Normal wear conditions include:**

- Tire tread depth at least 1/32" from the lowest point. When inserting bottom edge of card into tire tread, the blue color indicator should not be visible.
- Interior stains smaller than 1"





4/32" Tire tread depth

REV-0515

✂ Cut along dotted line.