

OCCONEECHEE COUNCIL CUBOREE

REACH FOR THE STARS



PROGRAM GUIDE



Table of Contents

Camp Durant Contact Information	2
Welcome	3
Camp Durant Map	4
Campsite Information	5
Camp Durant Regulations	6
Spookoree Registration Information	7
Check in/out Procedures	8
Saturday Check in/out Procedures	9
Camp Attire	10
What to Bring for Camping	11
Trading Post and Grill	12
Activity Schedule	13
Activity List	14



**Occoneetchee Council Office
Contact Information:**

Occoneetchee Council Office
3231 Atlantic Avenue
Raleigh, NC 27604
(919) 872-4884

Director of Outdoor

Program: Michael Morrell
Michael.morrell@scouting.org
(910) 701-0230

Camp Durant Contact Information:

Camp Durant
4637 Old Carthage Road
Carthage, NC 28327
(910) 948-2382

Cub Scouts Program Professional:

Erin Shiflett
Erin.Shiflett@scouting.org
(919) 475-7420

Camp Ranger: Terry McIntire
Terryscottlee.mcintire@scouting.org
(910)824-6201

**EMERGENCY ONLY-AFTER HOURS
9PM to 9AM
(910) 948-3258**



Welcome to Camp Durant

It is the mission of Camp Durant to provide Scouts with a safe outdoor program full of opportunities.

To practice the Scout Law and
Oath

To achieve personal goals

To encounter leadership and learning
experiences that enhance personal skills
and result in rank advancement

To experience the fun and
adventure only found outdoors

Our staff anticipates and expects your spirited participation in the Council Cub activities, adventure, and of course the FUN. It is our intent to provide the atmosphere and opportunity for the Cub Scouts in your Unit to build their basic Scouting skills while at the same time providing a selection of exciting activities. The Cuboree Volunteer Staff have chosen to govern this event by three simple rules: the Scout Oath, the Scout Law, and the Outdoor Code - including the principles of Leave no Trace.

A Scout is obedient. We are privileged to be able to use the facilities provided by our council, but in doing so, we must make sure we follow the principles of Leave No Trace Scouting!

We will also insist and work to ensure that all participants live within the Guidelines of Safe Scouting. All violations shall and will be dealt with swiftly by the staff and may result in or require the removal of an individual from the any Cub Events

Remember, Cub Event staff consists of both adult and youth members; volunteers who have put in extra time to ensure we all have fun. Each of them is required to respect each participant and requires the respect of those same participants. They will be in leadership roles the entire weekend and will benefit from your help, patience, and guidance when required. Regardless of the situations that may arise, we are doing our best and would appreciate your unit's respect and cooperation.



Campsite Information

CAMPSITE AMENITIES

Every campsite is equipped with a shower house with three separate stalls that have flushing toilets and showers. Each campsite has an A & B shelter. Each shelter has been equipped with power and some are ADA accessible. Those with a CPAP should bring extension cords. All sites have a flag pole for ceremonies and fire rings for in site campfires. Please keep all fires in the provided ring.

Water will be available at the bathhouses, but all units should remind their Scouts to NOT bring their dirty pots, pans, and plates to the bathhouse. Fill clean pots and bring them back into the campsite for cleaning.

Each unit should plan to place all of their garbage and trash in the dumpsters at camp. It is the responsibility of each unit to collect, contain, and deposit their trash in the dumpsters when the event is over. Bring trash bags as the trash cans may not be set up at each site. There will be some garbage cans available in camp, but these should all be emptied with the trash taken to the nearest dumpster.

EQUIPMENT

Each unit is required to provide all equipment needed to participate in the camping portion of the Event. That includes all tents, stoves, cooking and eating items, and all materials that go into camp gadgets.

CAMPSITE FORMAT

Each unit will be assigned to a specific campsite. Depending on registration counts, Units will need to share a site. If your campsite is not large enough or has a problem, contact the event Staff. Please do not just move to another area without consulting with the staff.

Vehicles will be allowed to park as close to the camping area as possible to unload in the designated unloading zone and once unloaded please move to designated parking areas. No parking is allowed inside the Campsites. There will be limited parking at campsites, overflow parking will be available at Sullivan, Grand Lodge, and Admin. Trailers may be dropped at the campsite.

Our intended campsite format is designed to get the most out of the space available. This means Units will share a campsite and yet still give each unit a clear, defined area and will each be assigned a shelter. We encourage units to work together when planning campfires, flag ceremonies, interfaith worship, and tent or treating.

PARKING AND LOADING / UNLOADING EQUIPMENT

THERE WILL BE NO DRIVING OF VEHICLES ON THE ROADS DURING THE DURATION OF CAMP ACTIVITIES.

- Parking Passes should be placed on the dashboard of car so they can be easily read when needed.
- Parking rules will be strictly enforced. Remember, Unit campsites are for tent camping only!
- Parking will be available NEAR your campsite, along the camp road. Do not block the roads.
- Youth and Adults are required to carry their PERSONAL GEAR (in the confines of a pack or duffel bag) to and from their campsites. No motorized vehicles or other devices should be used to transport PERSONAL GEAR.
- Those vehicles carrying youth and personal gear can proceed to their campsite area after checking in to unload them, allowing them sufficient time to assemble their gear, and proceed to their campsite.
- No riding in open vehicles such as pick-ups unless in a normal seat and using seat belts.
- Loading vehicles to leave will be conducted in a like manner.
- There will be no driving in camp during activity hours (9am - 4pm)

The Camp Administration reserves the right to alter campsite assignments as needed.**



Camp Regulations

TWO-DEEP LEADERSHIP

All Units must have two registered adult leaders over the age of 21 attending the Camp Out event, including overnight. Parents may not be left alone with another families children without the presence of a Registered Leader.

As an adult leader, your role is to:

- Help Kids have fun
- Act as a role model
- Monitor behavior
- Ensure the safety of the Unit
- Reinforce the Scout Law & Scout Oath

**ALL REGISTERED ADULTS
ATTENDING MUST HAVE CURRENT
YOUTH PROTECTION TRAINING
AND ADHERE TO THE SCOUTER
CODE OF CONDUCT.**

MEDICAL GUIDELINES

Each unit should have its own first aid kit. However, a first-aid station, manned by staff members, will be on site for minor first aid requirements. Each unit leader will be responsible for the safe transport of all participants in the event of a medical emergency. First Health Moore Regional Hospital is a close-by and fully equipped medical facility, should a medical emergency arise.

To ensure the safety of all participants, and in accordance with BSA Guidelines, each unit leader is responsible for having, in their possession, permission slips, medical releases, and medical histories of all participants from their unit. This includes BSA Health Form Part A and B. As well as a current roster of all participants (Scouts, Parents, and Siblings).

The Unit Leader or designated Adult will be responsible for the administration of medication for the Scouts in his/her Unit. Refrigeration is available in the Health Lodge for those medications that require refrigeration.

KNIVES, FIREARMS

New Scouts working on Whittling requirements can bring an appropriate Scout knife if they plan to attend that activity as part of the event. Sheath knives or folding knives with large blades over 3 inches are not permitted. All firearms required for the shooting activities will be provided by camp.

Larger knives that are used for food preparation should be left in the pack cook site, properly cared for and put away. Always leave this size knife with the patrol cooking utensils. Each participant should be knowledgeable in the use of knives and axes and have in their possession proof of their proper knowledge and use of such equipment.

DRUGS AND ALCOHOL

In accordance with BSA Policy, drugs and alcoholic beverages are not permitted at any time. Standard rules from the Guide to Safe Scouting apply with respect to prescription medications. The presence of illegal drugs or alcohol may necessitate a call to local Law enforcement.

SERVICE ANIMALS

Only service animals are permitted on camp property and must be accompanied by the appropriate documentation during registration. Pets are not allowed.





Registration Information

FEE SCHEDULE

Registration opens Feb 16, 2026 and Closes April 6, 2026

*closing date may change due to max capacity being met

Cub Scouts : \$15

Siblings : \$15

Leaders/Parents : \$5

Day Only Registration

Cub Scouts : \$15

Siblings : \$15

Leaders/Parents : \$5

PAYMENTS CAN BE MADE:

- via Black Pug
- By calling into the Occoneechee Council Office
- Mailed or brought into the Occoneechee Council Office in person

Occoneechee Council, BSA
Summer Camp
3231 Atlantic Avenue
Raleigh, NC 27604
919.872.4884 (Ask for Mike)

BLACK PUG REGISTRATION

PRE-REGISTRATION IS ESSENTIAL FOR ALL UNITS.

It is important for the event staff to have an accurate count of heads and units so that we can prepare sites, prepare the activity schedules, supplies, patches, prizes, etc... It is also essential in limiting the confusion and stress while checking in on Friday night. So, this requires planning on your part.

It is recommended that Units secure their registration numbers 2 weeks prior to the opening registration date of the event. Units can access their Unit Rosters via Black Pug when they set up their accounts. For more information on how to do this please visit this link: [Black Pug Council Unit Rosters](#)

REFUND POLICY

- All fees are refundable until April 13, 2026
- As of April 13, 2026 registration fees are NOT REFUNDABLE unless there are extenuating circumstances.

EXTENUATING CIRCUMSTANCES ARE:

- Death of an immediate family member
- Sickness/Injury
- Military Transfer

NON-EXTENUATING CIRCUMSTANCES:

- Vacation Schedule Sports
- Work
- Other Camps
- Last Minute Change of Mind

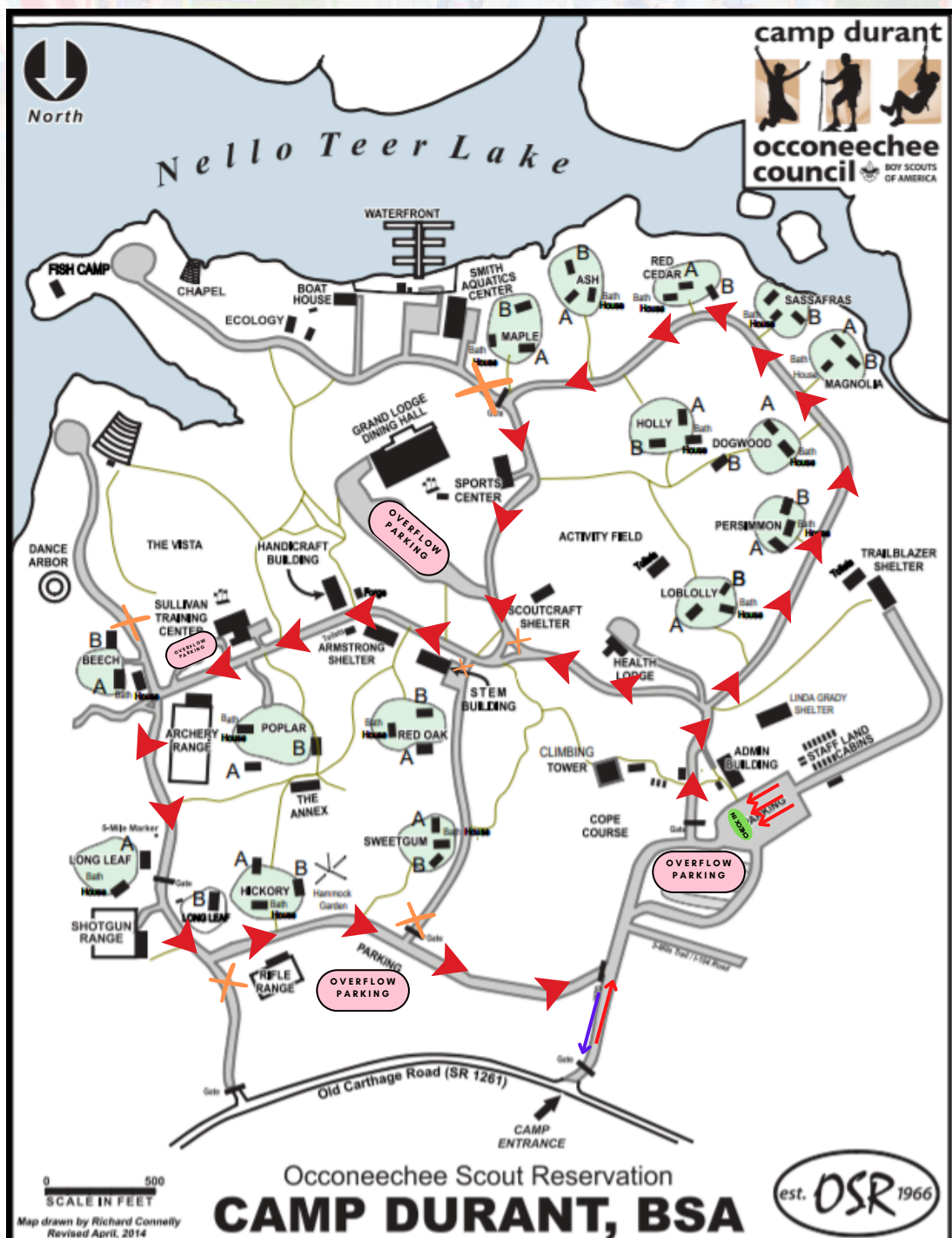
Unit must present documentation verifying the extenuating circumstances by a third party (i.e., doctor, military officer or school principal) to receive a refund.



Camp Durant-OSR

Check-in/Out Procedures

Friday 4:00pm to 7:30pm | Administration Parking Lot



FRIDAY CHECK-IN PROCEDURES:

- Traffic is now one-way throughout camp
- No driving through camp during activity hours
- When you pull into camp you will follow the road to the right that will lead to the admin parking lot.
- You will NOT need to get out of your car. There will be someone to give you a map and direct you which campsite to go to based on what unit you are with.
- We are NOT collecting health forms. Please give those to your unit leader.
- Unit Trailers will have priority parking
- If you are not staying Saturday night you cannot drive through camp till 5pm

UNIT TRAILERS & GEAR:

- Please park as close to your campsite as possible as to keep the roads clear

CHECK-OUT PROCEDURES:

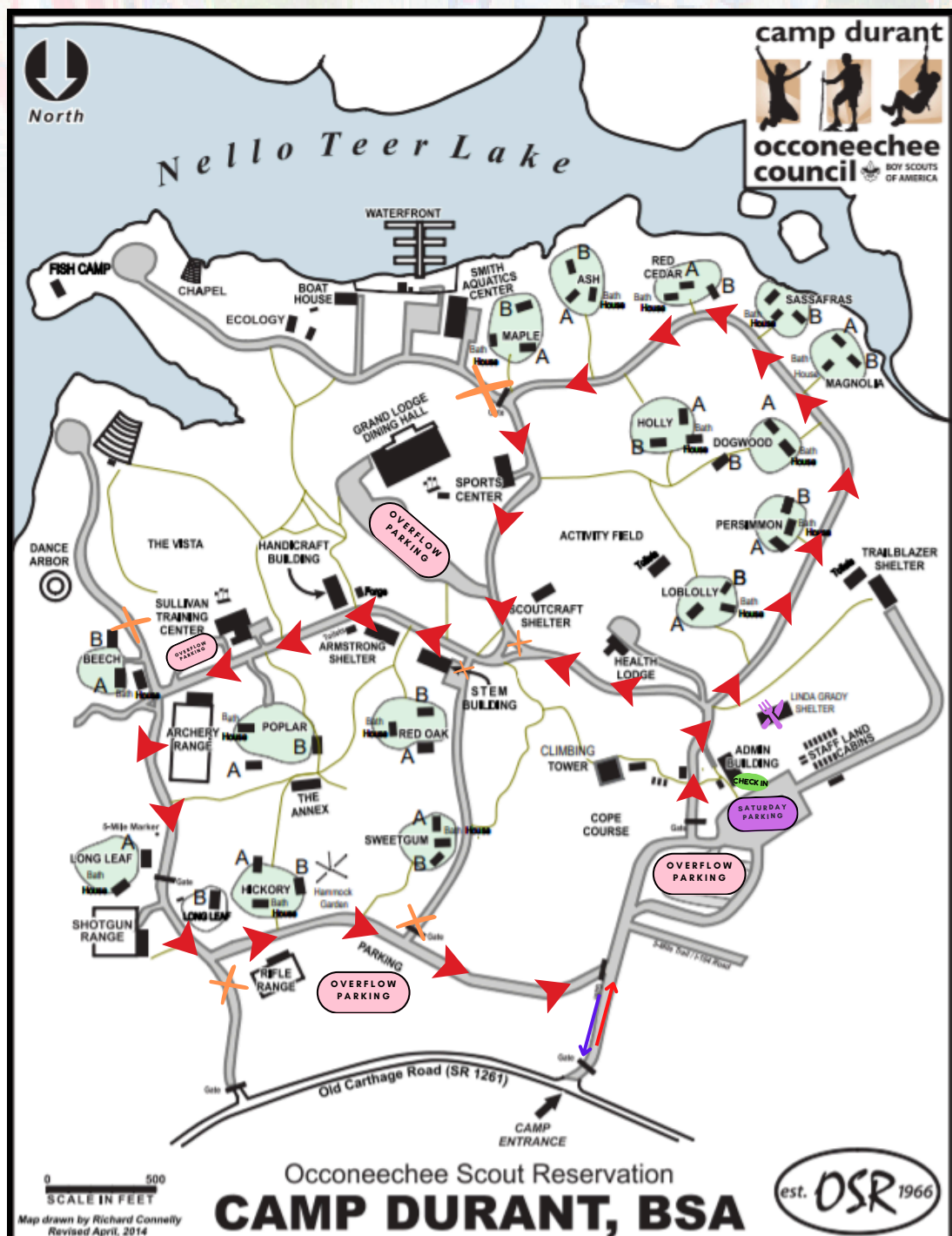
- Leave no Trace. Please follow the clean up instructions listed on the bathhouse. Remove all trash and take it to a dumpster located near your campsite.
- All Units should be out of camp no later than 10:00am on Sunday



Saturday Day Only Check-in/Out Procedures

Check-in Saturday 8:00am to 9:00am

Check-out Saturday 5:00pm to 10:00pm



SATURDAY CHECK-IN PROCEDURES:

- When you pull in to camp you will follow the road to the right that will lead to the admin parking lot.
- Day only please park at Admin and take the belongings you need for the day and go to check in at the Admin Building. You will be able to use The Linda Grady Shelter near admin for meals
- If you are camping Saturday night you will be able to drive to camp where your Unit is as long as it is BEFORE 830AM. Otherwise you will have to wait until activities close at to drive to your site for set up between 5pm-530pm
There will be no acceptations

SATURDAY CHECK-OUT PROCEDURES:

- Check out will begin at 5pm after program areas close.
- Check out will be at the Admin Building where you checked in
- If leaving after camping Friday cars will not be allowed to drive through camp until 5pm after program closes.
- Last time to check out will be at 10am



Camp Attire

DAILY WEAR SHOULD BE IN GOOD TASTE FOR EVERYONE



Field Uniform

Units should wear their Field Uniforms to campfire and when participating in flag ceremonies when they are part of the program

Dress Code

When not in the field uniform, all campers should wear scout appropriate shirts and pants or shorts that are at least 3 inches at the inseam, and closed toed shoes.

Shoes for in campsites like crocs are permitted as well as sandals for the shower.



Scout Spirit

Units are encouraged to show their Scout Spirit by participating in the theme of the event they are attending as long as it is Scout appropriate, it's your time to shine!



What to Bring to Camp

Personal and Family Equipment

- Adequate # of tents and Sleeping gear
- Cooking gear and Eating utensils
- Dishwashing supplies
- Food for all meals and snacks
- Extra clothes as needed, Jacket or sweater (highly recommended)
- Flashlight w/extra batteries, Lanterns
- Toilet articles w/soap & toothbrush, towel, washcloth –extra toilet paper
- Trash bags
- Day Pack
- Sunscreen
- Water Bottle

Unit Equipment

- 2 fire buckets or class B/C fire extinguisher
- Unit roster
- Health forms for all campers
- First Aid Kit
- US Flag
- Campfire items



Print and fill out your parking pass and have it taped on your windshield upon arrival

CUBOREE 2026



PARKING PASS

NAME: _____

PHONE NUMBER: _____

UNIT NUMBER: _____

- | | | | | | | |
|---------|---------|----------|-----------|-----------|-------------|------------|
| Ash | Hickory | Magnolia | Persimmon | Red Cedar | Long Leaf A | Sassafrass |
| Dogwood | Holly | Maple | Poplar | Red Oak | Long Leaf B | Sweet Gum |



Trading Post & Grill

Everything you need and more is steps away at the Beluga Trading Post & Grill

Camp Durant's Beluga Trading Post is conveniently situated beneath The Grand Lodge and offers a wide selection of items. You'll find official Camp Durant merchandise, outdoor supplies, snacks, beverages, and various memorabilia. Did you forget to pack socks? No worries! The Trading Post has got you covered, and the friendly staff is always ready to assist you!



Trading Post Hours

Friday	Closed
Saturday	9:00am to 11:50am 1:00am to 4:50pm
Sunday	Closed

The average camper spends about \$80 while at Camp Durant. We do accept major credit cards. No refunds. All sales are final.

MOS EISLEY CANTINA



Grill Hours

Friday	Closed
Saturday	9:00am to 8:00pm
Sunday	Closed

The Grill is located right next door to the Trading Post.


Drinks		Candy, Chips, Other		Ice Cream	
20 oz. Soda	\$2.50	Air Heads	3/\$1	Soft Serve	\$3.00
Dasani Water	\$2.50	Other Candy	\$2.00	Yellow Snow	\$4.00
Slush Puppie (L)	\$2.00	Pop Tarts	\$1.00	Float	\$4.00
Thelma's	\$2.00	Beef Jerky	\$3.75		
Coffee	\$2.00	Protein Bars	\$2.00		

Hot Off the Grill

Hot Dog	\$3.00
King Pretzel	\$3.00
French Fries	\$3.00
Nachos	\$3.00
Cheese Quesadilla	\$4.00
BBQ Chicken Quesadilla	\$5.00
Pizzadilla	\$5.00
Smash Burger	\$5.00
Double Smash Burger	\$8.00

Add Ons

Nacho Cheese	\$1.00
Chili	\$1.00





Activity Schedule

Subject to Change – a copy of the schedule will be provided at check-in

FRIDAY - APRIL 24, 2026

4:00 PM UNIT CHECK-IN BEGINS

7:30 PM CHECK-IN CLOSES

8:30PM – 9:00 PM UNIT LEADERS CRACKER BARREL AT THE SULLIVAN

10:00 PM LIGHTS OUT (PARTICIPANTS AND STAFF)

SATURDAY - April 25, 2026

6:00 AM – 8:00 AM BREAKFAST, CLEAN-UP

8:30 AM – FLAGS/ OPENING CEREMONY (SULLIVAN VISTA)

8:00 AM – 9:00 AM SATURDAY ARRIVALS AT ADMIN

9:00 AM – 11:50 AM MORNING ACTIVITY ROTATION

12:00 PM – 1:15 PM LUNCH – ALL ACTIVITIES CLOSED

1:30 PM – 5:00 PM AFTERNOON ACTIVITY ROTATION

5:00 PM – 7:00PM FLAGS, DINNER, CLEAN-UP (IN UNIT CAMPSITE)

5:00 PM – 10:00 PM – SATURDAY CHECK OUT

8:00 PM – 8:30 PM ASSEMBLE ON VISTA FOR CAMPFIRE

8:45 PM – 9:45 PM CAMPFIRE PROGRAM

11:00 PM Lights Out (Quiet)

WEATHER

Camper safety is our first priority, always. Occasionally, camp program and activities can be impacted by weather events. In particular, the Aquatics and Climbing areas are often the first to be impacted. Thunder & lightning in the vicinity of camp can cause us to “delay” or “cancel” these activities.


SUNDAY - APRIL 26, 2026

6:00 AM – 8:00AM BREAKFAST/ CLEAN UP

8:30 AM – FLAGS/CLOSING CEREMONY (SULLIVAN VISTA)

9:00 AM – 10:00 AM CLEAN-UP, PACK UP, AND FINAL INSPECTIONS

UPDATED ACTIVITY SCHEDULES, MAPS, AND RANGE/CLIMBING TIMES WILL BE GIVEN AT TIME OF ARRIVAL





Activity List

Subject to Change – a copy of the activities will be provided at check-in

CONSTELLATION STATION

- Map out, build, and create while learning all about the Constellations

SPACECRAFTS

- Pick your beads, string, and pipe cleaner! Learn Morse Code

“ORION THE HUNTER” RANGE AND TARGET ACTIVITIES

**Have fun, try to get your best shot! This is NOT for advancement

- Archery
- BBs (WEB/AOLS Only)

UP UP AND AWAY

- Try your best at the NASA Paper Air Planes and Balloon Straw Rockets

“ZERO G” CLIMBING


- Climbing Tower

SENSORY STATION

- Crater Impaction Sight and Space Slime

OUT OF THIS WORLD GAMES

- Your mission has been given, can you and your team complete the tasks ahead?!
UFO Toss, Mission Lightyear, and Rock Sampling



BINOCULAR/TELESCOPE STATION

- Observe the Moon just like the Artemis II Astronauts and learn about our Solar System

"PISCES" FISHING: FISH CAMP

- Work on all your requirements and try your best to catch a fish!

MOON WALK & ASTRONAUT TRAINING

- Race, jump & climb with your friends as you train like astronauts!

MOON BASE CAMP BUILD

- You made it to the moon! Time to set up your base!
◦ Please help us with making the best base possible by bringing large cardboard boxes

