

2025 Adirondack Foothills Klondike Derby/ Gold Nugget Leader's Guide



Table of Contents	Page
General Information & Cold Weather Health and Safety	2-3
Unit Roster	4
Klondike Derby Details	
Schedule of Events	5
Gear for Sled	6
Morning Stations	6-7
Afternoon Events	8
Snow Snake Plans	9
Sled Details/ Plans	10-11
Gold Nugget Derby Details	
List of Events	12-13

2025 Adirondack Foothills Klondike Derby/ Gold Nugget Leader's Guide

Where: Camp Kingsley

When: February 1, 2025

Cost: \$20 per Scout/ Cub and \$20 Per Adult.

Registration and prepayment are MANDATORY on-line or at the Scout Service Center by January 24, 2025. This registration must include a roster of Scouts and Scouters attending so that we have a head count for lunch and patches. **Walk ins will be turned away!**

Overnight Camping: Troops are encouraged to campout overnight using campsites, lean-tos or buildings. Separate reservations and rental fees are required using the Council on-line reservation system.

Lunch

Lunch will be provided and is included in your event fee. Lunch will be served in the Dining Hall and will consist of hot dogs, homemade soup, chili, and hot cocoa. **If you or your Scout is unable to eat these food items, please bring your own lunch.**

Parking

Parking is in the designated parking lot. Paths for emergency vehicles must be kept clear. Vehicles will not be allowed on internal camp roads. Sleds are available at the Barnes Welcome Center to haul your equipment to campsites/lean-tos/buildings for those staying overnight. Due to the extreme snow events in January, **parking space may be limited.** We highly recommend units carpool to camp.

Cold Weather Outing

A Klondike Derby and Gold Nugget Derby are cold weather outdoor events, it is expected that all Cubs, Scouts and Scouters will Be Prepared. Dressing properly in layers and proper footwear with hats and mittens will keep you warm. Using the Buddy System will provide the maximum level of potential enjoyment and ensure the safety of all participants. The Dining Hall will be a warm Building, but Cubs, Scouts and Leaders will spend a good amount of time outdoors.

Cold Weather Comfort & Safety

A key fundamental of cold weather camping and outings is to KEEP DRY. Moisture will reduce the insulation properties of almost clothing. An easy acronym to remember is COLD.

2025 Adirondack Foothills Klondike Derby/ Gold Nugget Leader's Guide

- C** Keep yourself and your clothes **C**lean.
- O** Avoid **O**verheating.
- L** Wear clothes loose and in **L**ayers
- D** Keep **D**ry

A few thoughts

- 1) Boots with good insulation and waterproofing properties must be worn.
- 2) Drink plenty of water.
- 3) Make sure to bring extra mittens/gloves and hats.

Check out these Scout Life articles for more information on Cold Weather clothing

- <https://Scoutlife.org/outdoors/outdoorarticles/6981/checklist-for-a-basic-cold-weather-outing/>
- <https://blog.Scoutingmagazine.org/2022/11/10/being-prepared-for-cold-weather-camping/>

Warming Station

The Dining Hall will be used as a warming and first aid station. Hot beverages will be available at this location during the day.

Health Officer

There will be a designated Health Officer for this event. All injuries shall be reported to the Health Officer.

Health Forms

Scout leaders must have a current copy of part A & B of the BSA Health form for all participants (including adults). These will need to be available at the request of the designated Health Officer.

Weather Postponement:

In the event of severe rain or blizzard conditions, this event may be postponed. Unit leaders will be notified as early as possible either on Friday afternoon or Saturday morning. Make sure your leader contact information is on your registration.

Recognition:

Klondike Derby / Gold Nugget Derby patches will be given to each registered Scout and Scouter. Patches will be ordered after registration closes on Jan 24 and are unlikely to be available until after the event. We will send them out to units.

2025 Adirondack Foothills Klondike Derby/ Gold Nugget Leader's Guide

Unit Roster: (Bring with you to Check-In)

Pack: _____ **Troop** _____ **Town** _____

Unit Leader _____ Phone No. _____

	Patrol/Den _____		Patrol/Den _____
1.		1.	
2.		2.	
3.		3.	
4.		4.	
5.		5.	
6.		6.	
7.		7.	
8.		8.	
	Patrol/Den _____		Scouters/Adults
1.		1.	
2.		2.	
		3.	
4.		4.	
5.		5.	
6.		6.	
7.		7.	
8.		8.	

Total Youth _____ Total Adults _____

2025 Adirondack Foothills Klondike Derby/ Gold Nugget Leader's Guide

SUMMARY KLONDIKE DERBY: Scouts will pull their Klondike sled over a course which will include nine competitive stations. Sleds shall carry all equipment, supplies and materials needed for each station, (list on page 6). The list of stations is shown on pages 6 & 7. Points will be awarded at each station. The Patrol with the highest number of points will be the Klondike Derby winner.

Schedule of Events

Time	Event
8:00-8:45	Sign in @ Barnes Center
9:00	Opening Ceremony @ Flag Poles
9:15-12:15	Klondike Station Events
12:30-1:30	Lunch @ the Dining Hall
1:45-2:30	Klondike Sled Race @ Totem Poles
3:00	Closing Ceremony & presentation of awards @ the Dining Hall porch

Snow Snake Awards

1st, 2nd, and 3rd place winners will be announced for the individual Scouts with the longest Snow Snake throw.

1st, 2nd and 3rd place winners will be announced for the best in design. Each Scout is encouraged to bring their own custom-made Snow Snake. Use of Snow Snake in an unsafe fashion (ex. throwing like a spear) will result in disqualification. See page 9 for design information.

2025 Adirondack Foothills Klondike Derby/ Gold Nugget Leader's Guide

The Great Sled Race

1st, 2nd, and 3rd place winners will be announced for the troops/patrols with the fastest times in the Great Sled Race.

Klondike Derby Overall Winner:

1st, 2nd, and 3rd place winners will be announced for the troops/patrols with the highest overall number of points earned in the morning.

Scouts shall carry all necessary items on their sled including:

Paper & pen/pencil	First Aid Kit	Klondike Sled
Wood for fire starting	Matches, hot spark, or flint & steel	Rope
Trash bag	Water	Patrol Flag
Scout Handbook	Tarp	Bandanas or Neckerchiefs
Compass	Snow Snake for each Scout	Clipboard
Small shovel	Blanket	Watch

Morning Stations will be in a Round Robin format with 15minutes at each Station and 5 minutes to move to the next station.

Cross-Cut Saw (Troop: TBD) Williams Bunk House

Scouts will use a 2- man cross-cut saw to cut through a log. This will be a timed event (saw, log, and saw-buck will be provided). Each patrol will make 3 cuts using 6 different patrol members. The best time will count.

White Out (Troop 111 Whitesboro) Gaga Pits

Scouts will be blindfolded, (simulating a 'White Out'). The patrol leader will give instructions to the patrol members to guide them through a course. This is a timed event.

Team Challenge Fold (Troop 50 Sauquoit) Flag poles

Scouts will stand on a tarp and try to get as many folds as possible without stepping off the folded tarp. A point is awarded for each fold.

2025 Adirondack Foothills Klondike Derby/ Gold Nugget Leader's Guide

First Aid (Health Officer) Dining Hall front porch

Scouts will be given a First Aid scenario. Points will be given for correct First Aid treatment. Points will be taken away for improper treatment.

Ice Rescue (Troops 14 New Hartford) Parade Field

Scouts will be given the challenge of 'rescuing a Scout who has fallen through the ice'. The patrol can use any materials on board their sled. Points will be given for safe rescue technique, teamwork and time.

Compass Game (Troop: TBD) Parade Field

Scouts will be given a card with 3 courses and distances. Scouts will start at a designated point and follow directions on the card. Points will be awarded for accuracy.

Snow Snake (Troop: TBD) Totem Pole

Scouts will compete to see who can send their Snow Snake the farthest distance along a track. Each Scout must push their snake underhand. The longest 'throw' will be counted for the patrol. See details on Page for building your snake.

Knots (Troop 4 New Hartford) Pavilion

Scouts will tie the basic Scout knots: square knot, bowline, taut line hitch, clove hitch, two half hitches, sheet bend. Each Scout in the patrol must tie at least one knot. A one-point bonus will be given for knowing the use of the knot.

Fire Building (Troops 1 Frankfort) Pavilion fire pit

This is a timed event. Scouts will build and light a fire with the goal of burning through a string 2 ft. off the ground. Scouts will start with a clear fire pit and build a fire with wood up to the lower string, (approximately 1' off the ground). Materials may be prepared prior to the event. The point of ignition shall not be more than 3" from the base using matches, spark stick or flint and steel. No chemical fuels or lighters may be used. This will result in disqualification. The use of a ferro rod/hot sparker will earn 30 seconds taken off ending time, the use of flint and steel will earn 1 minute taken off ending time. Scouts are also responsible for putting out and cleaning their fire after the competition. (Support poles and string will be the only things provided).

2025 Adirondack Foothills Klondike Derby/ Gold Nugget Leader's Guide

Afternoon Activities:

The Great Klondike Sled Race

Patrols will pull their empty Klondike sled over a course. The course will start at the totem pole and go through the north end of camp en back at the totem pole. Start times will be staggered at approximately two-minute intervals. This is a timed event. Troops with more than one patrol will go first so that the sled can be used by their second/third patrol.

SLED SPECIFICATIONS:

- Sleds must look like the standard Klondike Sledge (see Pages10&11 for designs).
- Unloaded sleds should weigh approximately 30 lbs.; loaded sleds about 50 lbs.
- Sleds must be sufficiently long to carry all the items needed for the morning stations.
- No wheels or motors

Awards and Closing

Awards and closing will follow shortly after the completion of the great Klondike Sled Race.

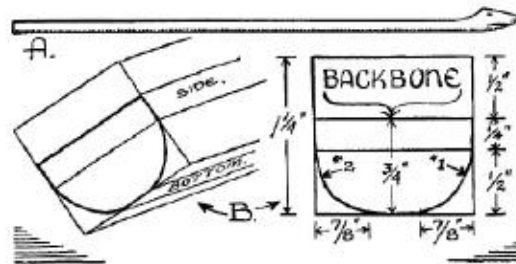
2025 Adirondack Foothills Klondike Derby/ Gold Nugget Leader's Guide

Snow Snake Construction

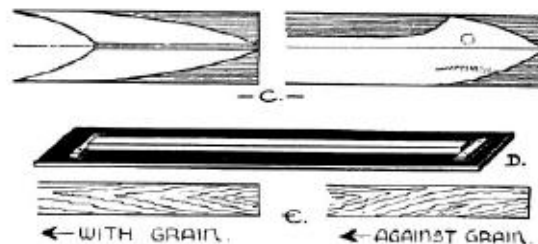
Materials:

- Stave - hickory, ash or pine, 1 1/4" square X 5 feet long
- Pocketknife
- Sandpaper
- Paint – several colors
- Varnish
- Paint Brushes
- Bolt - 1/4" diameter X 1" long
- 2 - Thumb Tacks

To make the snow snake shown in Fig. A, mark off on your wooden stave the dimensions shown in Fig. B. Mark them first on the two sides numbered 1 and 2, then on the rounded lines from end to end of the stave, as indicated.



Draw the outline of the head and the flat back, both top and side views, as shown in Fig. C.



To hold the stave for carving, place it on a workbench or on a rough board, holding it in place by nailing a short crosspiece to the board at each end of the stave, as shown in Fig. D.

Carve *with* the grain. Working with and against the grain is clearly shown in Fig. E.



Starting with the angular edges of the stave, trim off thin slivers, a little at a time, with your knife. Do not try to take the whole edge down to the line all at one time. If you own a small plane, this could be used instead of the knife.

Snow Snake Regulations

- Must be made of wood
- Can not have runners
- No spear points
- Wax may be used

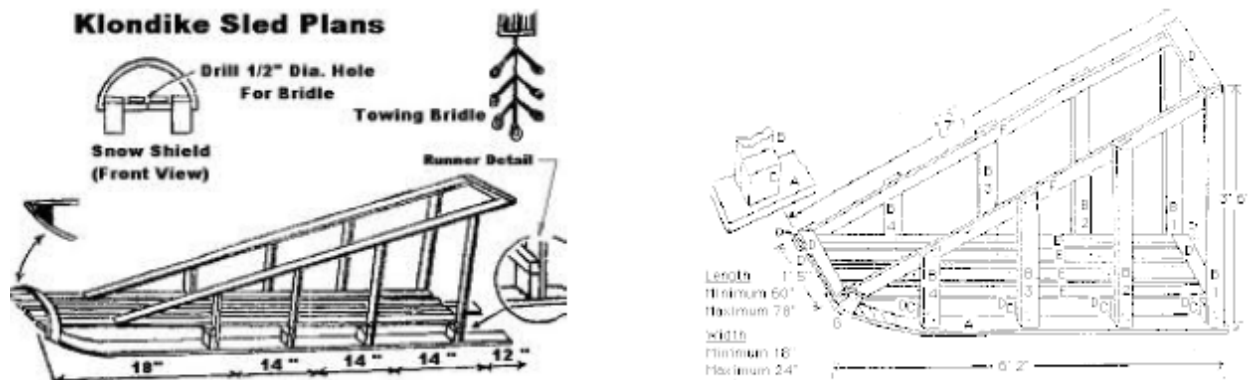
2025 Adirondack Foothills Klondike Derby/ Gold Nugget
Leader's Guide

The Klondike Sled



Modeled after the Eskimo dog sled, the Boy Scout Klondike Derby Sled encourages a connection to the explorers of old. The Klondike Sled should not be looked upon as a hassle of a project for a one day event, but rather a useful tool and opportunity for skill building and team work. A well built sled not only offers opportunity for team building and the construction, but a valuable tool for other winter camping outings, much like a patrol box, they provide a great deal of function for various winter events when hauling gear into and out of camp.

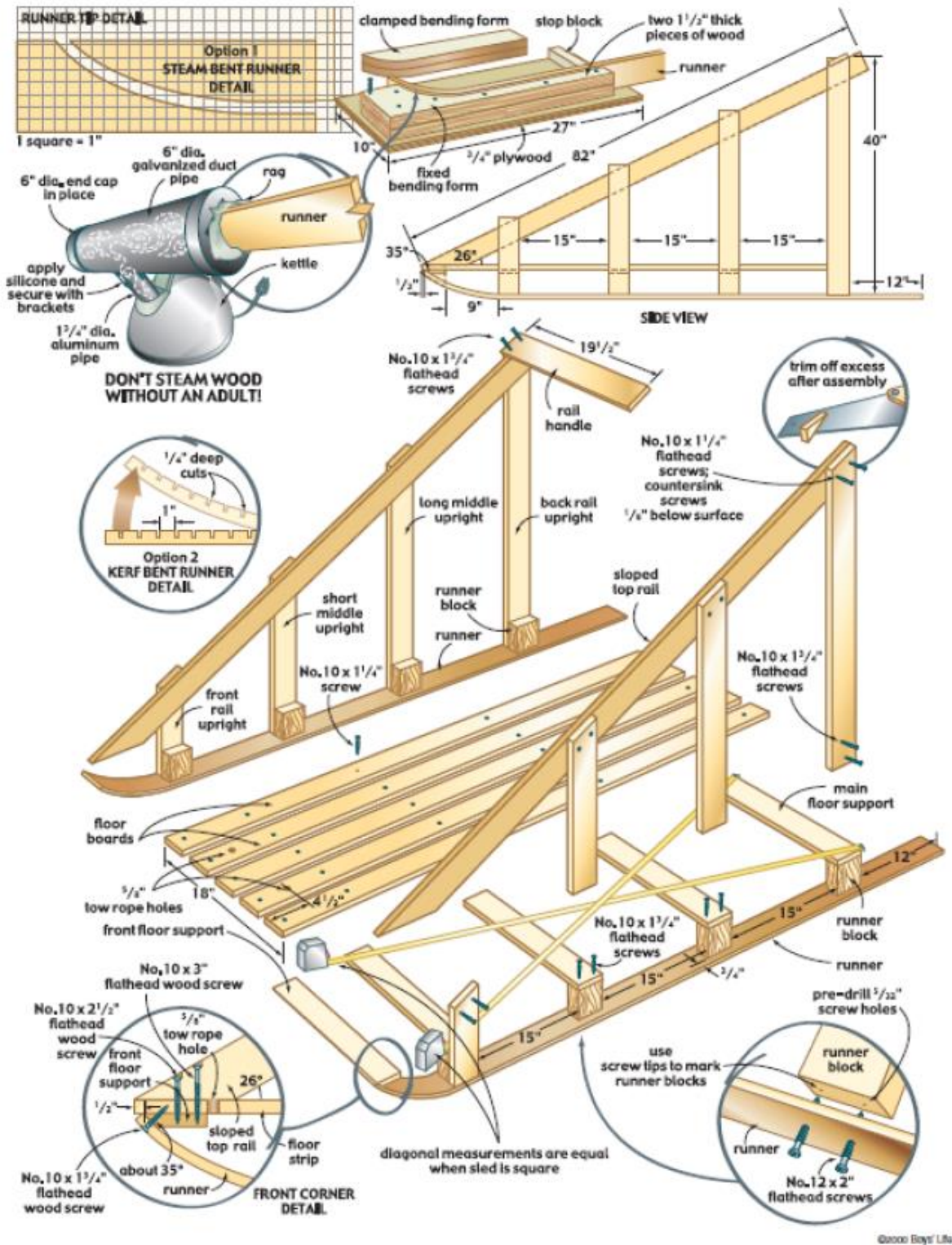
While there are no “official” dimensions for a sled there are some general guidelines. In addition to the information provided here, there is a wealth of resources available with a simple internet search. In appendix C you will find directions for your more common style of Klondike Derby sled taken from a Boy's Life article.



"If January really is the Moon of Difficulties, let us get busy and overcome some of them, and we'll do that by building an arctic sled without being in the Arctics, the kind the Eskimos made before white men came to spoil their ingenuity with shop made things."
Dan Beard

2025 Adirondack Foothills Klondike Derby/ Gold Nugget Leader's Guide

Appendix C



2025 Adirondack Foothills Klondike Derby/ Gold Nugget Leader's Guide

SUMMARY Gold Nugget: Cub Scouts will traverse a course of fun stations and collect Gold Nuggets. The Gold Nuggets can be used to buy candy at the Gold Nugget Trading Post. Packs / groups will start at assigned stations and rotate from venue to venue.

Schedule of Events

Time	Event
9:00-9:45	Sign In @ Barnes Center
10:00	Opening Ceremony @ Flag Poles
10:15-12:15	Klondike Station Events
12:30-1:30	Lunch @ the Dining Hall
1:30	Closing Ceremony & presentation of awards @ in the Dining Hall

Gold Nugget Stations:

Gold Bags and Snowflake Decorating (Inside Dining Hall)

Cub Scouts will color and decorate a Gold Nugget candy bag and their choice of Snowflake.

Gold Nugget Outdoor Photo Booth (Camp Kingsley Map)

Scouts and Leaders Take a photo of your group of Cub Scouts at Gold Nugget Derby. Email to leatherstockingcouncil@gmail.com

Ball Toss (Dining Hall)

Cubs will get the chance to collect some Camping Stickers at the Ball Toss station!

Gold Panning (Trading Post Porch)

Scouts will pan a Sand/gold mix in search of Gold Nuggets.

Kim's Game (Barnes Center Front Porch)

This game sure is a Brain Boggler for Cub Scouts and Leaders! The Cub Scout needs to look in a box and memorize the objects in a box, then they have to list all the items in the box.

2025 Adirondack Foothills Klondike Derby/ Gold Nugget Leader's Guide

Gold Nugget Sled Race (Barnes Center)

Cub Scouts will build a snowman on their sled. They then need to safely transfer the snowman to the finish line.

Gold Nugget Trivia (Pavilion)

Cub Scouts answer questions about Scouting, Advancements and Fun Activities. Parents writes down answers and turns in. See the questions below

Gold Nugget Wilderness Scavenger Hunt (Fort Kingsley PlayGround)

Cubs Walk the Trail from the Fort up around the Ranger Senaca Lean-to site down to Williams Lodge. Looking for wildlife. Scouts will have a list of Animals to help them locate them all.

Kingsley Station (Welcome Center, Hosted by Camp Staff)

Cubs get to take a break and do some coloring. Learn about Summer Camp and other events

Snowman Building (Behind Barnes Center)

Cub Scouts build a Snowman with the items they bring from home. Contest for the best snowman.

Gold Nugget Cub Scout Trivia

- 1. What makes camping Great?**
- 2. Most Fun Scouting event you attended?**
- 3. What is your favorite Camp Kingsley Event?**
- 4. How would you describe Cub Scouting to a friend?**
- 5. How do we make Cub Scouting more Fun?**
- 6. Is your Unit planning to go to Summer Camp?**