



CRC Orientation 2020

Cub Resident Camp 2020 “Cub Chronicles”

Session 1: August 9 – 11

Session 2: August 13 – 15

Register - <https://scoutingevent.com/397-csrc2020>

Send questions to Camp Director Gopher at:
guidogopher@gmail.com



Prepared. For Life.™



CRC Orientation 2020

Contents

Mission Statement	4
Hello and Welcome	5
Camp Rules and Requirements	6
1. Medical Forms – A, B, Medication Permission	6
2. Sign In / Out for all Campers	6
3. Only 1 Vehicle Per Site for Unpacking / Packing	7
4. Open Toed Shoes are Not Allowed	7
5. Running from Program to Program is Forbidden	7
6. Wristbands must be worn at all times	7
Camp Fees and Costs	9
Camp Programs and Activities	11
Camp Facilities	12
What to Bring to Camp	14
Camp Registration	15
Arrival and Check-in	15
Medical Check-In	16
Camp Tour and Orientation	16
Swim Check	16
Emergency Procedures	17
Fire	17
Chemical Spills	18
Lost Camper	18
Unauthorized Personnel Intrusion	19
Weather Related Emergencies	19
1. Severe Storm	19
2. Lightning Storm	19
3. Tornado	20
4. Hurricane/High Winds	20
5. Hailstorm	20
6. Earthquake	20



CRC Orientation 2020

Evacuation Plan.....	20
Camp General Policies	21
Youth Protection	21
Procedures for Absentees or No Shows	22
Procedures for Releasing Minors from Camp.....	23
Discipline Policy.....	23
Homesickness Policy.....	24
Camp Telephone and Cell Phone Use.....	24
Lost & Found.....	24
Camp Firewood.....	24
Smoking Policy.....	25
Motor Vehicles & Parking	25
Aquatics Policies	25
Environment, Nature, and Conservation	26
Wildlife in Camp	27
General Guidelines for Animal Safety	28
Appendix A: Directions to Camp	29
Appendix B: Camp Map.....	30
Appendix C: Sample Daily Schedule	31
Appendix D: Sample Unit Schedule.....	32
Appendix E: Absentee and Camper Release Forms	33





CRC Orientation 2020

Mission Statement

The mission of the Boy Scouts of America is to **prepare** young people to make ethical and moral choices over their lifetimes by instilling in them the values of the Scout Oath and Law.

Purposes of Cub Scouting

Character Development
Good Citizenship
Family Understanding
Personal Achievement
Fun and Adventure

Spiritual Growth
Sportsmanship and Fitness
Respectful Relationships
Friendly Service
Preparation for Boy Scouts

Seneca Waterways Council

2320 Brighton Henrietta Townline Rd
Rochester, NY 14623

Camp Operations Director/Camp Advisor: Don DeClerck, 585-374-5770
Email: ddeclerc@bsaemail.org

Director of Support Services: Aaron Vikemyr
Email: Aaron.Vikemyr@scouting.org

Council Executive: Stephen Hoitt, 585-241-8550

Babcock Hovey Ranger: Freddy Stein, 315-521-2544
Email: frederick.stein@scouting.org

Before Camp Opens
Seneca Waterways Council
585-241-8545
Email: Dianne.Chamberlain@scouting.org
Website: www.senecawaterways.org

Camping Season: June - November
Camp Babcock-Hovey, BSA
7294 County Rd. #132Ovid, New York
14521 Telephone: (607) 869-3841
Fax: (607) 869-5341



CRC Orientation 2020

Hello and Welcome

Dear Cub Scout Parents and Leaders,

Welcome to Cub Resident Camp (CRC) at beautiful Camp Babcock-Hovey on Seneca Lake. If you are a returning camper or joining us for the first time, a unique adventure awaits you. Our staff works very hard to make sure that you and your Pack have a great camping experience. Each staff member has graciously volunteered their time and knowledge to provide you with a fun and exciting program.

CRC is a once yearly event held at Camp Babcock-Hovey for Cub Scouts of all ages from Tiger to Arrow of Light Webelos interested in 3 days and 2 nights of camping fun and activities. This event is a great opportunity for Cubs to have a Boy Scout camping experience that is specifically tailored for the younger scouts.

Please take the time to read through this guide as it contains all the essential information to help you and your Cub Scouts prepare for CRC. In order for us to accommodate any special needs, we ask that you contact us at least 2 weeks prior to camp with such requests.

Feel free to contact either of us at the emails listed below with questions or concerns. We will be happy to work with you and your pack in any way we can to make your stay with us memorable. Thank you for choosing Cub Resident Camp and we look forward to seeing you in camp.

Yours in Scouting,

Guido DiMatteo (Gopher)
Camp Director
guidogopher@gmail.com

Mark McCullough
Program Director
MARKmcc8604@gmail.com



CRC Orientation 2020

Camp Rules and Requirements

Safety is the primary concern at CRC. We want to provide your scouts with a fun and safe environment so they can learn, play, and grow. All activities are designed to be participated in by Cubs of all ages. As such we have some requirements designed with the safety of all in mind.

These rules are non-negotiable and will be strictly enforced to ensure the safety of all campers. If you have any questions or concerns regarding these rules, please contact Camp Director Gopher at guidogopher@gmail.com.

1. Medical Forms – A, B, Medication Permission

This requirement is per NYS law regardless of BSA specific rules and we are obligated to follow the stricter of the requirements.

Our camp nurse is highly trained and dedicated to taking care of you and your scouts in case of emergency during your stay at CRC. To provide immediate and effective medical care under any circumstance (from skinned knees and medication dispersal to more serious ailments and injuries), forms A, B, and the Medication Permission (for all campers under the age of 18 for sunscreen and bug spray) are required for parents and scouts alike. Form C is highly recommended for attendees due to the physically challenging terrain of Babcock-Hovey and amount of walking required, as well as the 2-night stay (see the medical risk factors available on the registration website). To speed up check-in, it is highly recommended that your unit provide the medical forms to either the Camp Director or the Resident Nurse 2 weeks prior to arriving at camp.

2. Sign In / Out for all Campers

This requirement is per NYS law regardless of BSA specific rules and we are obligated to follow the stricter of the requirements.

To ensure camper safety both in and out of camp, it is our responsibility to know where you and your scouts are at all times and who is in camp at any given moment per NYS regulations. There is a sign in / out sheet in the Penn Yan lodge for just this purpose. When you arrive at camp you will need to check in at the lodge so we can get an accurate count of all campers on site. You will receive a camp bracelet that must be worn at all times for the duration of your stay in camp. This is to provide a visual cue for staff that helps us ensure that only approved attendees are in camp.

If you need to leave for any reason (to pick up camping essentials in town or going home early for sickness or prior obligation), you **MUST** sign out at the lodge. This is in case of any emergency requiring a head count (fire, missing camper, etc.).



CRC Orientation 2020

If you leave camp premises without signing out, the Camp Director may be forced to call your local law enforcement to positively locate you and your scout for Youth Protection compliance or in case of an emergency.

3. Only 1 Vehicle Per Site for Unpacking / Packing

This requirement is per Scouts BSA camp rules and applies to any event held at any BSA camp.

To ensure camper safety, traffic in and around camp must be kept to a minimum. **ONE VEHICLE ONLY** is permitted to drop off / pick up camping gear to and from each site during designated time periods (AM check-in and PM check-out). All vehicles must be parked in the approved parking lots once pack-in / out is completed. This is to protect all parents, scouts, and staff as they walk around camp and **WILL BE STRICTLY ENFORCED**.

Each approved vehicle will receive a placard for identification and staff will be stationed at road access points to ensure adherence. **Equipment transportation services may be offered** (determined on an as-needed basis) and can be requested of the commissioner, Ranger, or Camp Director via text-message or email.

4. Open Toed Shoes are Not Allowed

This requirement is per camp Babcock-Hovey rules and applies to any event held at camp.

CRC program offers many activities that require closed-toed shoes to participate (such as sponge-war battle boats, bouldering, Rope Bridge, and Fishing). If you or your scout do not have closed toed shoes prior to arrival at camp, they can be purchased in the town of Ovid at the Dollar General or in Seneca Falls at Walmart. Socks are also required at all times for safety. White socks are recommended to more easily identify the presence of ticks.

5. Running from Program to Program is Forbidden

This requirement is per camp Babcock-Hovey rules and applies to any event held at camp.

The most frequent injuries at camp are skinned knees and elbows as a result of running and falling on the rocks between programs.

6. Wristbands must be worn at all times

This requirement is per camp Babcock-Hovey rules and applies to any event held at camp to ensure camp security.



CRC Orientation 2020

The use of color-coded wristbands helps staff easily identify who should be in camp and who should not and is to ensure there are no unknown guests in camp.

General Rules for Camper Safety

These rules are per camp Babcock-Hovey and apply to any event held at camp.

1. No Alcoholic beverages or illegal drugs
2. Closed toed shoes and socks are required at all times
3. The buddy system is to be used at all times
4. Two-deep leadership must be in full effect at all times
5. Throwing rocks and climbing trees are forbidden
6. Swimming or boating allowed only when lifeguards are on duty
7. Riding on trailers or in the back of pickup trucks is Forbidden
8. Areas not deemed program areas are off limits unless explicitly invited by an adult staff member
9. Any and all injuries (no matter how minor) must be reported to the Camp Health Officer (registered nurse). Reporting procedures require that any accident or illness that results in death, requires resuscitation, admission to a hospital, injuries such as broken bones, lacerations/cuts requiring stitches, and other injuries and illnesses as defined by the Seneca County Health Department, be reported to the Seneca County Health Department at (315) 539-1945 within 24 hours. This will be handled by the Camp Director and Health Officer on an as-needed basis.
10. Any and all emergencies must be immediately reported to the Camp Director, Program Director, or Commissioner.

The staff and I truly appreciate your cooperation in adhering to these guidelines to maintain a safe environment. Please be sure to cascade this information to anyone planning to attend.

Yours in Scouting,

- The Camp Director, Volunteers, & Babcock-Hovey Staff



CRC Orientation 2020

Camp Fees and Costs

CRC 2020 consists of two possible sessions:

Session 1: Sunday August 9 – Tuesday August 11

Session 2: Thursday August 13 – Saturday August 15

Each session costs \$225.00 per Scout and \$120.00 per adult. Each site is allowed one registered site leader for every 6 Scouts at no charge.

Refer to the schedule below for registration due dates:

Item	Cost	Due
Deposit	\$50 each	3/4/20
Early Bird	\$195 per Scout	5/1/20
Registration	\$225 per Scout \$120 per Adult \$ 0 Site Leader	5/2/20 Through 8/1/20

Fees include all activities, materials, food, lodging, amenities, awards, firewood for both nights, and camp patch for each scout.

Deposits are non-refundable but may be transferred to another Scout within the Pack if needed. Camp fee refunds (exclusive of deposits) will be issued only under the following conditions:

1. Valid medical reason certified by camp health officer or family physician prior to attending camp.
2. Unavoidable family emergency (sudden illness or hospitalization) [Vacation plan changes will not be considered]
3. Required Summer School attendance.

A \$50.00 administrative fee will be charged regardless of the reason for the cancellation. Request for refunds must be made no later than August 31st. Requests made after that date will NOT be considered.

The Seneca Waterways Council believes that all Scouts should be able to attend resident camp, regardless of financial situation. Campership funds are available from the council to assist local Scouts who may have difficulty affording the full camp fee. Applications are available online at www.senecawaterways.org/camperships or via the Council Service Center 585-244-4210. Deadline for Campership Application submissions is April 15, 2020. For more information on camperships, visit <https://www.senecawaterways.org/1606>.



CRC Orientation 2020

What to Expect from This Event

CRC is a non-stop 3-day adventure packed with quality Scouting programs, events, challenges, and rewards for Cub Scouts and parents alike. Each day is jam packed from 7:00am – 6:00pm with traditional Scout activities such as Swimming, BB Guns, Archery, Cooking, Crafts, Bouldering, Rope Bridge, Slingshots and much more (see Camp Programs and Activities section of this document for details).

Participants walk to and from activities, so parents are GUARANTEED to get their daily steps in. Dining hall meals are prepared fresh three times per day by actual Hovey Scout Camp staff and on the last day of each session there is a BBQ followed by a closing campfire with awards and prizes.

Carnival is a round robin style event on the first night of both sessions that includes games and crafts and is held in the fields between the Gaga pit and bouldering wall.

Vespers is a 20-30-minute non-denominational inspirational talk available on a voluntary participation basis on the second day of both sessions after dinner in either the Lakeside or Forest Chapel. It is highly recommended that all attend this service as reverence is a key tenet of the Scout Law.

The Campsite Gateway Competition is an opportunity for each unit to design and build a campsite entrance in line with the year's theme. Any unit building a gateway can bring one trailer full of materials to the site and the gateway must be disassembled and packed up once camp is over.

The Campsite Cookoff is an opportunity for each unit to cook up something for the staff. Staff walk around camp after dinner on the 2nd day and sample what the Scouts have to offer. Everything from Smores to Deep-Fried Turkey Legs is fair game. Anyone using a propane stove needs to have a propane fuel certification.

The Honor Site Award is a carryover from Scout Camp that rewards the unit with the cleanest and best-kept campsite.

All rewards for units participating in these competitions are given out at the closing campfire and participation in any of these competitions is completely voluntary.

Rewards for actions and behavior that exemplify the Scout Oath, Law, and Outdoor Code are distributed daily. Picking up trash, being helpful to others, going above and beyond to assist program staff, bravery in the face of adversity, and actions that promote safety and responsibility are some examples of instances that may result in rewards. Rewards may include but are not limited to: small trinkets in line with the year's theme, program related items such as bracelets, necklaces, painted rocks, toys, etc.



CRC Orientation 2020

Camp Programs and Activities

Archery I (Stationary) – Take aim and test your skills as you learn proper bow and arrow techniques to hit the bullseye using traditional target arrows. Instructors are range certified by the BSA for safety and knowledge.

Archery II (Action) – Use the skills you have learned in Archery one to use blunt tipped arrows and hit an assortment of challenging targets including ceramic plates, water balloons, rotating metal shapes, and much more! If you break the targets, you get to take them home!

BB Guns – Take aim and test your skills as you learn proper marksman techniques to hit the bullseye with traditional pump-action BB Guns and BBs. **Scouts must be 9 years old or older as of the date of arrival in camp to participate.** Those too young to shoot will be allowed extra time at the Archery I range. Instructors are range certified by the BSA for safety and knowledge.

Battle Boats (Sponge Wars) – Parents and Scouts alike pile in to our custom lashed canoe catamarans and paddle around Pooler's Pond throwing soaked sponges at each other and the lifeguards while trying to catch and capsize roaming aquatics staff in kayaks! **Boating shoes are required to participate in this program.**

Bouldering / Rope Bridge – Test your strength and endurance with our indoor horizontal rock-climbing wall! Crawl through the challenging "Green" pool noodle course and ring the bell for a special gold rock! Then, don your harness and helmet and join the big leagues as you traverse our totally awesome rope monkey bridge! **Closed toes sneaker and socks are required to participate in this program.** Instructors are BSA certified for safety and knowledge.

Cooking – Prepare delicious treats on an open fire just like the Boy Scouts do. Worms and dirt, Ice Cream Cone S'Mores, and Cheese Quesadillas are just a few examples of what might be on the menu.

Crafts – Sit down in at the picnic tables in the shade of Pederson lodge and make anything from paracord bracelets to emergency first aid kits as you learn craft skills that can be useful in survival situations. Take home what you make!

Fishing – Relax a bit and unwind at Pooler's pond as you fish for bass and sunfish. Worm your own hook or get help from our expert staff. Catch the biggest one and win a fishing pole! Awards are presented at the closing campfire. **Closed toed water shoes are required to participate in this program.**

Gaga Pit – Parents and Scouts alike compete against each other to become king of the pit! **Closed toed shoes and socks are required to participate in this program.**



CRC Orientation 2020

Nature – Babcock-Hovey is a stunningly beautiful place to discover the wonders of nature. Go on a leisurely hike and learn about the flora and fauna all around you.

Slingshot – Try to break clay targets with high powered slingshot ammunition at the actual Scout Rifle Range! **Eye protection is required and will be provided. Cubs of all ages can participate.**

Swimming – Easily the most popular program in any camp. Enjoy fun in the sun in our huge in-ground pool and play sharks and minnows, toss around the pool toys, dive for treasures, or just goof around with the aquatics staff.

Themed Activities – The carnival is a super fun way to get the party started and nighttime star gazing is always fruitful during the Leonid meteor shower which always arrives in August.

Trading Post – Stop by the full-service camp store for treats, souvenirs, or essential gear like knives, compasses, or rain ponchos. Grab an ever popular Slushie or Chip-witch on those hot summer days. Buy a plastic Babcock-Hovey cup and enjoy discounted Slushie refills for the duration of your session! Hours are posted outside the trading post.

Family Picnic and Closing Campfire – On the last day of each session, invite your family members to visit camp and enjoy a delicious BBQ together after you give them a grand tour. Then mosey on down to the field and enjoy the capstone of CRC...the Closing Campfire! Sing songs, act out your own skits, and receive awards and prizes.

Camp Facilities

Camp Water – All water at Babcock-Hovey is potable, cold, and delicious. Our water is supplied by the town and is second to none in terms of quality and safety. Ice cold water is provided at each program station so be sure to bring your camp cups with you!

Shower Houses – There are two shower houses containing individual private lockable shower stalls. One is located across from the Nurse's Lodge and the other is across from the Pool. Each unit will be assigned time to take showers, however; anyone can take showers at any time as long as they are not occupied or scheduled for unit use. Don't forget to use the buddy system when travelling to and from the showers!

Bathrooms and Latrines – The shower houses contain individual private lockable bathrooms with flushing toilets. Feel free to use them as needed. Each campsite contains a 2-unit lockable pit latrine with sink for your own site use.

Dining Hall – All meals are eaten in the dining hall in a family style atmosphere at custom made solid wooden tables and benches! The food is both nutritious and delicious as reviewed and approved by a licensed dietician. Scouts perform waiter



CRC Orientation 2020

duties as assigned by the unit leadership and will learn mealtime etiquette and responsibility.

If any camper has special dietary needs, please contact the Camp Director, Program Director, or at least two weeks prior to your arrival at camp.

Requests made upon arrival may not be accommodated. We want your stay at camp to be enjoyable so please communicate your needs as soon as possible. Parents that are not staying with their scout yet wish to join us for a meal will be charged accordingly: Breakfast- \$4.00, Lunch- \$5.00, Dinner- \$6.00.

Campsites – Each site is equipped with canvas tents, platforms, cots and mattresses, or lean-tos in quantities based on the recommended capacity for your site. Campers can bring their own tents if desired. In addition, firewood is provided for two nights, and sites contain a picnic table, dining fly or pavilion, bulletin board, water barrel, fire buckets, fireguard chart, and a latrine. In each latrine will be a bucket, broom, hose, toilet brush, and toilet paper.

It is the responsibility of each camper to keep foreign material out of the latrine including feminine hygiene products. Additional supplies for the latrine are available from the Camp Office or your Commissioner. Campsite leaders are responsible for proper use and care of all equipment in your site. Your Commissioner will inspect the site at the beginning of camp for damage and determine if any special arrangements or repairs need to be made. The site will also be inspected at the end of each session prior to releasing your unit from camp. Campers may be charged for repair or replacement of property and equipment damaged due to misuse. Please inform the Camp office of accidental damage as soon as it occurs.

Tent Care – In order to maintain the quality and durability of our tents, please follow the guidelines below:

- Loosen tent ropes when it rains. Canvas shrinks when drying and will tear if the ropes are too tight.
- Do not put clothes hangers over ridgepoles; it causes tears and leaks. Hang a clothesline or improvise a method that will not damage tents.
- Do not put nails in tent poles or platforms. No staples, electrical staples, fence staples, any type of screw or nails will be put into lean-tos or any of the latrines without the Camp Ranger's authorization.
- Aerosol sprays damage waterproofing and are not permitted in camp
- No flames of any kind are allowed in tents. Battery-powered flashlights and lamps should be used.
- Tent platforms may not be moved

Good Stewardship – Camp Babcock-Hovey is a year-round camping facility maintained by the Seneca Waterways Council, Scouts BSA. The Camp Ranger, Council Camping Committee, and volunteer Camp Masters work tirelessly to maintain and improve the facilities. The continued existence and improvement of the Boy Scout and



CRC Orientation 2020

Cub Scout summer camp program is dependent on the care of our camp facilities. All campers are expected to obey the scout law and be good stewards of our beloved camp.

What to Bring to Camp

One of the most hallowed tenets of Scouting is the motto: Be Prepared. Campers will be living in tents or lean-tos in the woods for 3 days and 2 nights and will need proper clothing and equipment to make the experience comfortable.

Campers can bring their own tents, flies, and stakes to set up as an alternative to canvas or lean-tos. Be sure to bring a "No Flame in Tent" sign and place it in the tent. Below is a breakdown of what you should bring as you plan for typical Upstate NY Summer heat, rain, wind, and potentially cool nights.

Essential Items for All (enough for 3 days + 2 nights + 1 extra just in case)

- | | | |
|---|------------------------|---------------------------|
| • Medical Forms | • Class A & B Uniforms | • Sleeping bag or blanket |
| • Sunscreen | • Pajamas | • Sheet & Pillow |
| • Bug Spray | • Pants & Shorts | • Raincoat or Umbrella |
| • Toothbrush & Toothpaste | • Long Sleeve Shirt | • Galoshes |
| • Soap & Shampoo | • Socks & underwear | • Camp Chair |
| • Towel & Washcloth | • T-Shirts | • Flashlight & Batteries |
| • Water Shoes or old sneakers for showers & boating | • Swimsuit | • Camera |
| • Sneakers | • Sweater or Jacket | • Water Bottle |
| | • Hat or Kerchief | |
| | • Scout Handbook | |

Suggested Items for Site Leaders

- | | | |
|-------------------|--------------------|--------------|
| • Propane Stove | • Song / Skit Book | • Instrument |
| • Propane Lantern | • Pens/Pencils | • Lighter |
| • Propane Fuel | • Back Pack | • Cell Phone |

Forbidden Items

- | | | |
|-------------------|----------------|------------------------------------|
| • Open Toed Shoes | • Video Games | • Cell Phones (Youth) |
| • Sheath Knives | • Aerosol Cans | • Knives (requires Whittling Chip) |
| • Firearms | • Drugs | |





CRC Orientation 2020

- Archery Equipment
- Alcohol
- Glass Containers
- Camouflage
- Pets

Camp Registration

Registration for camp along with payment processing can be completed online at <https://scoutingevent.com/397-csrc2020>.

The registration website contains all required forms in PDF format available for download. Medical forms can be completed electronically for ease of use. For additional information, visit the CRC website at: <http://www.2flowerspublishing.com/crc2020/>.

The staff of Cub Resident Camp at Babcock-Hovey is committed to fully including all Cub Scouts in all aspects of the summer camp program. Often, meeting the needs of all campers requires minor adaptations to our facilities, staffing, and instructional plans. Special menus, one-on-one instruction, wheelchair accessible campsites, individual counseling, and other provisions can be made for Cub Scouts or leaders with physical disabilities, learning disabilities, diagnosed psychological or social difficulties, severe medical conditions, dietary requirements, religious practices or other special needs. To allow us time to meet any special needs, please contact Camp Director Guido DiMatteo (Gopher) no less than 3 weeks in advance of camp to outline your needs.

All Seneca Waterways Camps are nationally accredited with the Boy Scouts of America. Rules for acceptance are the same for everyone without regard to race, religion, gender, or national origin.

Arrival and Check-in

The CRC whirlwind begins with check in promptly at 10:00am the first day of camp (Sunday for Session 1 and Thursday for Session 2). Campsite leaders should arrive by 8:00 A.M. to bring gear to the sites and prepare for check-in. **Each unit is allowed 2 site leaders ONLY to arrive Saturday for Session 1 and Wednesday for Session 2 AFTER 5pm and only if orchestrated with the Commissioner or camp Director. Those arriving early must have all medical forms available and must undergo medical check-in immediately upon arrival at camp. Some Packs may be assigned a specific arrival or check-in time based on group size which will be communicated by the commissioner through your Campsite Leader. Each camper will be issued a wristband which must be worn at all times.**

Parking is in the Main parking lot and packs should meet up with their commissioner across from the parking lot at the entrance lean-to (area 1 on your camp map) to receive their box of shirts (if ordered) and unit schedule and proceed to their assigned campsite. Provisional campers should meet with their assigned den.



CRC Orientation 2020

One vehicle per campsite will be given a windshield placard and may be loaded with gear and driven to the campsite (except for Cayuga and Seneca or in case of severe rain as determined by the camp ranger). The vehicle must be returned to the parking lot after it is unloaded. Campers should “be prepared” to haul their gear to their campsite. Collapsible wagons or dollies are permitted and gator / golf cart assistance can be made available if needed.

Medical Check-In

Per your unit schedule, each leader, Scout, and parent attending camp will proceed to the Nurse’s lodge (area 2 on the map) to undergo a mandatory verbal medical form review conducted by our certified resident nurse. The purpose of this activity is to ensure that medical staff have all pertinent information required to administer care without hesitation in case of emergency, and that all attendees can participate in camp activities with confidence.

It is essential that you have all forms filled out, printed, signed, and COPIED for use throughout the year at multiple scouting events (such as CTC and Webelosree). Your medical forms can be returned to you upon request after camp is concluded, otherwise they will be securely and confidentially destroyed.

All campers MUST have a current BSA Annual Medical Form with Parts A, B, and medication permission filled out to meet the highest minimum standards as determined by the BSA, NYS, and Local mandates. Standards are subject to change annually so make sure you review the CRC Orientation Packet every year you plan to attend.

All prescription and non-prescription medications need to remain in the original container with the label visible and will be kept in the Health Lodge (except epi-pens, inhalers, or heart medicine as determined by the resident nurse) under lock and key. In addition, if you require administration of over-the-counter medications such as oral or topical agents, be sure to fill out the Summer Camp Medication Permission Form which can be downloaded from the registration website.

Camp Tour and Orientation

After moving into your campsite, Campsite Leaders and Commissioners will lead each unit on a camp tour which will include Trading Post and Dining Hall orientation.

Swim Check

Each camper (including adults) will be given a mandatory swim check at the pool the first day of camp. Those adults wishing to skip the swim test will be considered non-swimmers and are limited to the shallow end of the pool. You will also be given basic information such as pool rules, shower house etiquette, and how to use the tag board



CRC Orientation 2020

Buddy System. This essential safety check enables the Staff to determine the capabilities of each and every camper, allows for simplified swimmer tracking when in the water, and provides for a safer swimming experience for all.

Emergency Procedures

In case of any emergency, an alarm siren will be activated at Pen Yan Lodge. All program areas are linked to the camp office via intercom, two-way radio, or cell phones. When the alarm is heard, program staff will take charge and will immediately close all program activities. Unless otherwise instructed by camp staff, all units should assemble in front of the Dining Hall (Parade Field) to be met there by the Commissioner for a head count. All available camp staff will simultaneously assemble at the Penn Yan Lodge for further instructions by the Camp Director. Units will remain at the Parade Field until an all clear is given to the Commissioner by the Camp Director.

Fire

In case of fire, units will evacuate the location and not attempt to fight the fire. The Camp Director, Program Director, or Commissioner must be alerted immediately, and the Fire Dept. will be called per camp procedure. If for any reason the fire is deemed “out of control,” the camp will be evacuated in a calm and orderly fashion through the back gates (see camp map in the Appendix).

If there is a need to call 911, please make sure you tell the dispatcher we are in Seneca County and inform the Camp Director immediately.

If an out of control fire occurs, follow these steps:

1. Immediately alert the nearest staff member. Contact the Camp Director and give the location and severity of the fire. The Fire Department will be contacted.
2. Clear everyone away from the fire. Do not risk injury in order to fight the fire.
3. The emergency alarm will be sounded. Camper and Leaders will assemble at the parade field. Camp Commissioner will help campsite leaders determine if all are present. Depending on location, dens will remain at the parade field or be taken to a location away from the fire.
4. Program staff will meet at the camp office. Staff will be briefed of the situation, assigned jobs and some may be dispatched to the area with equipment to fight the fire. Other staff will be assigned to help guide the fire department to the proper location in camp.
5. Camp Commissioner will report den attendance to the Camp Director (see Lost Camper section under Emergency Procedures)
6. When Fire department arrives, they will take complete control of the situation.



CRC Orientation 2020

7. When Fire department declares the area safe, an all-clear announcement will be given.

Chemical Spills

The Camp Director should be notified as quickly as possible after the spill or discovery of the spill and all campers should be evacuated from the area. The Camp Director will inform the Camp Ranger, who will then be responsible for mitigation.

Lost Camper

If a camper is believed to be missing, the following steps should be taken.

1. The nearest staff member should be notified immediately.
2. The camp office will immediately be informed with name, physical description, color of clothes, time, etc.
3. All program areas will be contacted via cell phone to take a headcount.
4. All information about the last whereabouts of the camper will be gathered.
5. The emergency alarm will be sounded. Campers and leaders will report to the parade field.
6. Staff will report to the camp office, after they search their respective areas (except aquatics, they will start an immediate search of the pool, waterfront, and pond areas.
7. Staff will be briefed of the situation and assigned a certain area of camp to search.
8. If camper is found during assembly, an all-clear announcement will be given. If camper is not found, staff will be sent to search designated areas again. Staff will report status back to camp office every half-hour.
9. Camp Commissioner will take another head count and double check with dens for possible error. If camper is still not located, all dens will wait in the dining hall.
10. If lost camper is not located after 1 hour, the Seneca County Sheriff's Department will be notified. The Scout Executive will also be notified.
11. When Law Enforcement arrives, they will take over the search.
12. An all-clear announcement will be given when the lost camper is located and program will resume.



CRC Orientation 2020

Unauthorized Personnel Intrusion

All participants and visitors must check into camp by signing in at the camp office. They will be issued a wristband, the color of which will identify their purpose in camp. Someone who does not have an ID wristband should be directed to sign in at the camp office.

The following procedures have been established for the safety of the campers. It is important that everyone, campers, leaders and staff work together to insure camp safety and security.

1. If an unauthorized person is suspected, please notify the closest staff member. The staff member will direct them to sign in at the camp office.
2. If the individual resists this directive, the Camp Director will immediately question the person as to their purpose in camp.
3. If the person flees camp, the Camp Director will file the designated report regarding unauthorized persons.
4. If the Camp Director determines it is necessary to account for all campers, leaders, and staff, the siren will be sounded. Staff members will shut down program areas and instruct leaders and campers to report to the parade field. All staff will report to the camp office for further instructions.
5. The Scout Executive will immediately be notified of the situation. The Scout Executive will determine if it is necessary to notify the Seneca County Sheriff's Dept.

Weather Related Emergencies

The weather during camp is continuously monitored and units will be instructed as necessary depending on conditions. In case of lightning, units are required to shelter in place for 30 minutes after the last instance of lightning occurs.

1. Severe Storm

- a. Campers will be notified to seek the nearest shelter or to shelter in place as the situation allows.
- b. When storm is over, leaders will be contacted, camp will be given the all clear, and program will resume.

2. Lightning Storm

- a. If you are indoors during a thunderstorm, stay away from all doors and windows.
- b. If you are caught outdoors, avoid hilltops, open spaces, high ground and anything metallic such as wire fences or ground conduits. If swimming or boating immediately leave the water or shoreline. Seek shelter in a vehicle or



CRC Orientation 2020

- building. If shelter is not available, get into a ditch or depression in the ground.
- c. If your skin tingles or if your hair stands up, drop to the ground immediately (they are signs of an imminent lightning strike). Crouch, grasp your knees and allow your feet to touch the ground.
 - d. Persons struck by lightning carry no electrical charge and can be administered to. Persons killed by lightning may be revived by immediate mouth to mouth resuscitation, heart massage, and prolonged artificial breathing.
 - e. If a person is struck, follow the emergency medical protocol by immediately alerting the Camp Nurse and Camp Director.
- 3. Tornado**
- a. Take immediate shelter inside a secure building. Go against inner wall and under shelter.
 - b. If outside, take immediate cover in any nearby ravine or low area.
- 4. Hurricane/High Winds**
- a. Take immediate cover in a building or ravine.
 - b. Be aware of flash flood potential.
- 5. Hailstorm**
- a. Take immediate cover in the nearest shelter or tent and let the storm run its course.
- 6. Earthquake**
- a. If indoors, stand beneath strong doorway, against an inside wall or under heavy furniture. Stay away from windows, masonry walls or chimneys.
 - b. If you are outside, move away from buildings and utility lines. Stay in the open and watch for falling objects.

Evacuation Plan

If at any time while camp is in session it is deemed necessary to evacuate the camp, follow these steps:

1. The emergency alarm will be sounded.
2. The Camp Director will contact the South Seneca School by agreement with the local school system. Shelter will be sought at the South Seneca High School.
3. The Program Director shall be in charge of the evacuation. Program staff will serve as assistants.
4. All campers will travel to the South Seneca High School in personal vehicles.



CRC Orientation 2020

5. The Camp Director and Ranger will remain behind to secure the camp.

Camp General Policies

The following section outlines camp policies for youth protection, discipline, homesickness, smoking, motor vehicles, boating, and wildlife.

Youth Protection

Pack Leadership should review youth protection guidelines with all adults who will be serving as leaders in camp. All site leaders and BSA adult members are required to take the most current available online Youth Protection Training at:

<https://www.scouting.org/training/youth-protection/>.

Scouts BSA has a **ZERO TOLERANCE** policy for abuse of any kind and camp staff will take all reported incidents very seriously. If at any time you suspect a scout has been mistreated, neglected, or physically or emotionally abused notify the Camp Director immediately. Do not conduct any personal investigations and treat all information received as strictly confidential to share only with the appropriate authorities.

If the Camp Director is not available, report the situation to the Program Director, Commissioner, or Scout Executive. Do not investigate any situations that may occur. Keep information confidential and share only with the appropriate authorities.

The following standards within Scouting are used at camp to ensure the safety of our youth campers. We expect adult leaders to follow these guidelines at all times:

1. **Two deep leadership is required at all times.** This means no adult (other than the child's direct parent/guardian) is to be alone with a scout outside the view of another adult.
2. **No one-on-one contact:** Personal conferences must take place in plain view of others.
3. **Respect of privacy:** Separate shower facilities are provided for youth (under 18) and adults (18 and older). Adults may intrude only as required for health and safety.
4. **Separate accommodations:** Youth Scouts may not share a tent with an adult unless the adult is a parent or guardian. Male and female leaders may not share a tent unless they are married.
5. **No secret organizations are recognized by the Boy Scouts of America.**
 - a. All aspects of the Scouting programs are open to observation by parents and leaders.



CRC Orientation 2020

6. **Appropriate attire:** Proper clothing is always required.
7. **Constructive discipline:** Discipline should be constructive and reflect Scouting's values. Corporal punishment is never permitted.
8. **Hazing prohibited:** Physical hazing and initiations of any type are prohibited and may not be included as part of any Scouting activity.
9. **Junior leader training and supervision:** Adult leaders must monitor and guide the leadership techniques used by junior leaders to ensure that Boy Scouts of America policies are followed.

Procedures for Absentees or No Shows

When Packs arrive at camp they are to check in with their assigned camp commissioner. A unit list of all Cub Scouts and guardians registered for that Pack will be verified. Any camper whose name is on the registered list and who is not present must have their location verified by the Camp Director via the site leader, or verbally with the Scout's parent or guardian.

The Camp Director will fill out an Absentees/No Shows Verification Form and will provide a copy to the Resident Nurse. A parent may use the bottom portion of this form to provide the camp with signed permission for their child's absence in advance. In such instances, the site leader should present the signed form to the Commissioner at check-in.

In case of an unexpected or undocumented absentee or no show, the following steps have been established to protect the child.

1. If a reason is not known for the camper's absence, the Camp Director or a designee will make as many phone calls as necessary to determine the camper's whereabouts.
2. If contact has not been made within 3 hours of the start of this process, the Camp Director will notify the Scout Executive. The Scout executive will then determine if it is necessary to notify the Seneca County Sheriff's Dept.
3. **Law enforcement local to the child's family residence may be engaged to positively verify the child's location and safety. This includes instances where a parent has left with the child without signing out at the Penn Yann Lodge office.**

Leaders are encouraged to read their "Guide to Safe Scouting" for additional information



CRC Orientation 2020

Procedures for Releasing Minors from Camp

All adult and youth participants must sign out at the camp office any time they are leaving camp property for any reason. This is to ensure that camp staff know how many campers are on hand for safety, security, and youth protection purposes. In the case where a youth participant needs to be released from camp early for any reason, the following procedure must be followed:

1. If a parent or legal guardian wishes to pick up their child during camp OR leave early with their child from camp, they must inform their Campsite leader prior to leaving. The parent or legal guardian must then take their child to the camp office to sign out.
2. If a person other than a parent or legal guardian wishes to pick up a child during camp they must also inform the Campsite leader. The Campsite leader, child, and person picking up the child must sign out at the camp office. A Camper Release Verification form (shown in the Forms section) needs to be completed before the child is released. Proper identification must be furnished. The Camp Director reserves the right to call and confirm with the parent or legal guardian regarding their child's release from camp

The Camp Director reserves the right to contact law enforcement under any circumstance where the location of either an adult or youth camper is unknown. The best way to ensure this does not happen is to sign in and out at the Penn Yan Lodge as required.

Discipline Policy

Keeping young Scouts in line can be challenging, especially when in an environment of constant physical, auditory, and mental stimulation. Regardless of how discipline may be handled at home, camp Babcock-Hovey has a strict policy that does not allow verbal, physical or corporal punishment on camp property.

Disciplining of a Cub Scout for any reason is the responsibility of a parent (if they are in attendance). If the parent is not attending with their Cub Scout, the site leader becomes responsible. Under circumstances where the campsite leader cannot reason with the child, then the Camp Director should be notified immediately. Remember 2-Deep leadership and keep all conversations in public view.



CRC Orientation 2020

Homesickness Policy

Homesickness is a very real part of camp, even at higher Scouting levels. Feelings may be as fleeting as a mention of home and the people they care about, or as intense as crocodile tears, vomiting, and the sudden urge to go home.

Every effort should be made to encourage Cubs that come without a parent or guardian to stick it out. They may feel set apart from other Cubs with a parent or guardian in attendance regardless of any positive attention they receive. Never put Cubs together who are uncomfortable with one another and avoid putting two homesick Scouts together.

If a Cub becomes homesick, never call him/her a baby or belittle him/her for what he/she feels. Treat the situation with words of encouragement. Tell the Cub about upcoming activities in camp. Allow the Cub to call home on your cell phone or at the camp office. It can be very calming just to hear a familiar voice. Please make the Camp Director, Program Director or Camp Commissioner aware of a homesick Cub. We are happy to help in any way we can.

Camp Telephone and Cell Phone Use

The Camp Business Telephone is: 607-869-3841. Please use the camp telephone number for business and emergency calls only. The camp clerk will take a message and deliver it to the intended camper or leader at the next meal. Individuals will be summoned to the phone only in cases of emergency. Babcock-Hovey has fax capabilities if an urgent need arises (such as having a medical form sent from your physician). The camp telephone service may not be used for Internet access or other computer dialups.

Camp Babcock-Hovey does have reasonable cell phone coverage camp wide, but please keep in mind you are here to spend time with your child and try to limit your cell phone usage accordingly.

Lost & Found

A Scout is Trustworthy. Any items that are found on the trails or left at program areas should be turned in to a staff member. The lost and found items will be brought to mealtime and announced for reclamation. There is a lost and found box kept at the Camp Office in Penn Yann Lodge as well.

Camp Firewood

To prevent the spread of invasive species such as the dreaded Ash-Borer beetle, Camp Babcock-Hovey does not allow firewood to be brought in to camp. Wood for campfires will be provided to each site for 2 nights worth of unit campfires. Additional firewood can be purchased from the Camp Ranger for \$25 per load.



CRC Orientation 2020

Smoking Policy

It is the responsibility of the BSA to protect the health and safety of the Scouts in our program. It is the policy of the BSA that leaders and adults should not use tobacco products in any form (including e-cigarettes) in the presence of youth members. Extreme care should be exercised to provide a smoke free environment for all Scouting participants AND to protect the forest from the danger of accidental fires.

To that end:

- No smoking will be allowed in any structure owned by Seneca Waterways Council.
- No smoking will be allowed in any tents on Seneca Waterways Council property.
- Smoking will be prohibited near the entrances & exits of council owned structures.
- All Scouting functions will be conducted on a smoke-free basis.
- **Smoking will only be permitted behind the Onseyawa building.**

Motor Vehicles & Parking

Parking is restricted to the main upper parking lot. Handicapped persons may park in designated spots near Penn Yan Lodge. Please see the Camp Director or Camp Ranger to make handicapped parking arrangements. Please drive slowly and carefully at all times.

The camp speed limit for all roads in camp is 10 mph. Under no circumstances are Scouts or leaders to ride in the back of a trailer or pick-up truck. This is BSA policy.

Aquatics Policies

The purpose of this policy is to ensure maximum safety while enjoying the aquatics programs at Cub Resident Camp. The key to a safe aquatics experience is respecting the rules and requests of the aquatics staff. The staff is highly trained to ensure your safety while participating in the swimming and boating programs. If you have any concerns please contact the Aquatics Director or Program Director.

Swimming Program

- Absolutely no running on the pool deck at any time.
- Diving is only allowed at the deep end of the pool under the instruction of the lifeguards.
- Please do not distract lifeguards on duty.
- Please be careful when playing near the edge of the pool.
- The pump house is off limits to all scouters. Only qualified aquatics staff are allowed inside the pump house.
- Please rinse off in the showers before entering the pool.
- The buddy system will be strictly enforced at all times.
- All instructions from the lifeguards/aquatics staff must be followed. They are acting on behalf of the safety of your fellow swimmers and you.



CRC Orientation 2020

Boating Program

- All boaters must wear a properly fitting US Coast Guard approved PFD. You may bring your own PFD if it has a visible US Coast Guard Approval indicator. Camp Babcock Hovey will provide PFDS ranging from Child Small to Adult XL. If you require a PFD that is not within this size range, please plan on providing your own.
- **All boaters must wear old sneakers or boating shoes at all times.** Pooler's Pond is surrounded by rocky shores and the boats are made of aluminum that could have sharp edges. This is for camper safety.
- Once the boats are launched, everyone must remain seated in their boats throughout the entire program.
- Please be mindful of lifeguards working within one boat length (16 feet) of the shore and docks. Accidentally capsizing lifeguards near the shore or docks can be dangerous.
- Swamping boats is not allowed.
- Using paddles to splash is strictly prohibited to ensure the safety of boaters. Teeth can be chipped and noses broken so please be careful.
- All instructions from the lifeguards must be followed. Their job is to ensure your safety, so please follow their directions without question.
- If a lifeguard or lookout blows the whistle, or gives any other signal, all activities must stop immediately. Activities may resume at the direction of the aquatics staff.
- If using air cannons, please do not fire the cannon within one boat length (16 feet) of fellow scouters or aquatics staff. During sponge wars, please use the same minimum distance when throwing sponges (gentle tossing is allowed within one boat length).
- Please be mindful of the safety of fellow boaters. If you see anything unsafe, notify the nearest lifeguard of the situation.

Environment, Nature, and Conservation

The Scouts BSA cares about our environment. All Cub Scouts and Leaders are charged to protect and nurture our environment, especially when at camp. Help us keep your camp clean by recycling. Reduce the use of all paper, Styrofoam, and plastics. Reuse containers and recycle aluminum cans. Make sure to bring your own water bottles. **Do not bring glass containers to camp.** For additional questions or direction, see the dining hall steward for information on the camp's recycling program.



CRC Orientation 2020

Be gentle to your campsite and employ low impact camping techniques. Dispose of trash properly. Respect the wildlife of Camp Babcock-Hovey and follow the Outdoor Code at all times.

The Outdoor Code

As an American, I will do my best to:
Be clean in my outdoor manners
Be careful with fire
Be considerate in the outdoors
Be conservation minded

Wildlife in Camp

It is recognized that in a summer camp facility there can be encounters with a variety of wildlife. Babcock-Hovey is no exception as we have chipmunks, birds, racoons, skunk, deer, woodchucks, squirrels, and insects.

Staff, leaders and all campers should adhere to the following procedures:

- All wildlife that might be encountered (in campsites, program areas, or on the road/trails) should be avoided.
- Campers should be removed from the area until the animal leaves or the Ranger dispatches the animal.
- If an animal is acting strange (aggressive or friendly), contact the Camp Director or Ranger to remove the animal. In most cases if people leave the wild animal alone, it will leave them alone.
- This pertains to all mammals, especially bears, deer, raccoons, skunks, woodchucks, squirrels, bats, and wild cats and dogs.
- All avian species (birds) should be avoided also. This includes dead, dying, and live animals and birds. **No one should pick up a dead animal or bird.**
- If anyone should come across a dead animal or bird contact the Camp Director, Commissioner, Ranger, or the main office at Penn Yan Lodge.
- **Inform your commissioner or the Camp Director if you see any bee, wasp, or hornet activity anywhere near campsites, latrines, or other inhabited buildings.**



CRC Orientation 2020

General Guidelines for Animal Safety

In the event of a wild animal bite or scratch, notify the Health Lodge immediately. This is especially important when raccoons, skunks, and bats are involved. Any contact with a wild animal should be reported no matter how minor.

If you are bitten, get help immediately. Someone should try to watch the animal from a safe distance. If it is a spider or other insect, take a picture for identification if possible. After the Ranger arrives, an attempt will be made to capture the animal. The Seneca County Health Office will be notified immediately.

Under no circumstances is the baiting of animals allowed. Any animal that is overly tame or aggressive should be suspect. Daytime activity is also an indication that an animal may be rabid. Notify the nearest staff member if you see any animal that you suspect is rabid and **KEEP YOUR DISTANCE**.

Due to concerns over West Nile Virus and other blood borne diseases spread by mosquitoes, campers are encouraged to use liquid or cream-based insect repellants that contain Deet. Deep Woods Off is an effective option. Permethrin is good to treat clothes and equipment for ticks.

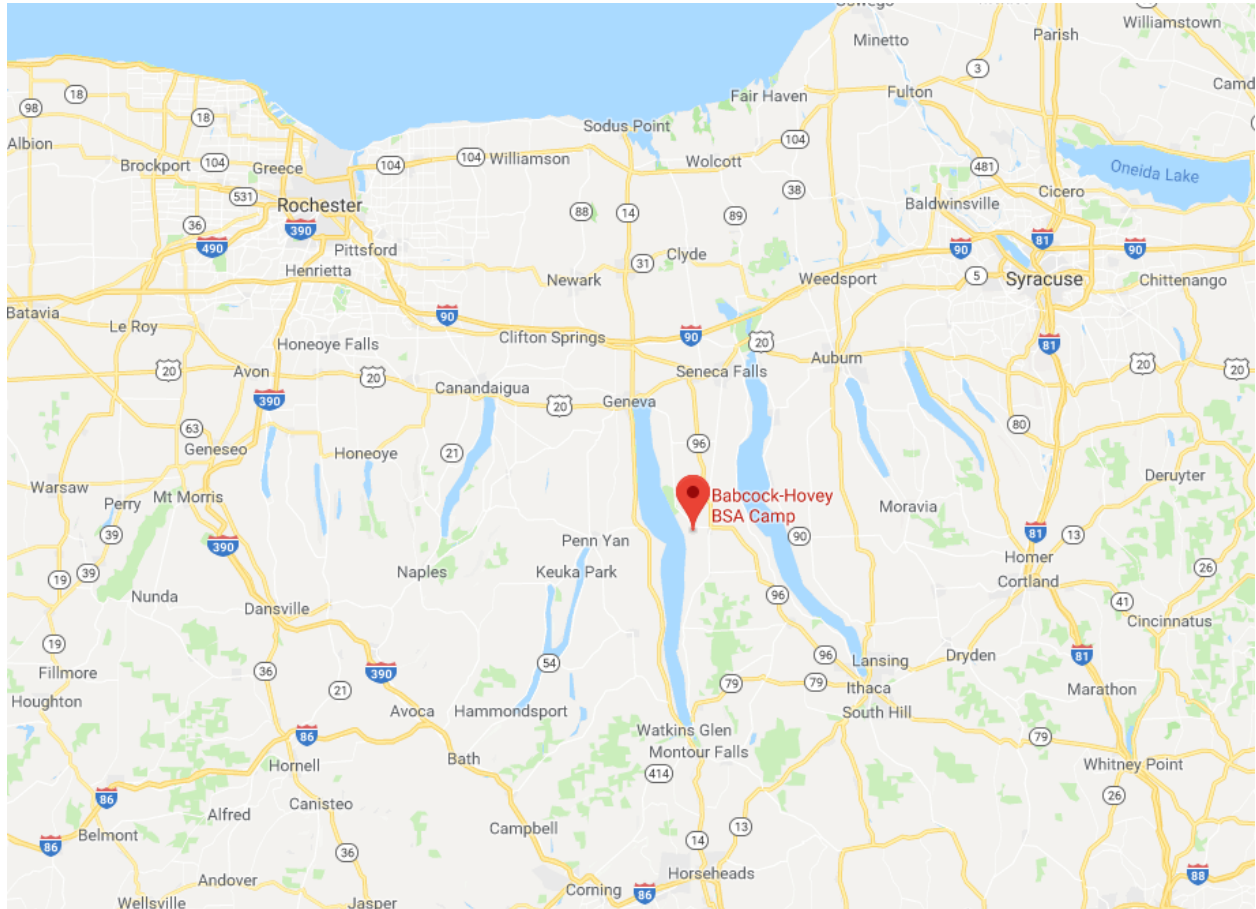
To minimize the attraction of animals to your campsites, please follow the guidelines below:

- Keep a clean campsite
- Keep food and snacks out of your tents and lean-tos
- At night lock food and snack up tight in your camp shed
- Never approach or follow wild animals
- Do not feed wild animals
- Don't mistake a passive animal as a sign of safety
- Never tease or attempt to pick up wildlife
- Leave young animals alone, a protective mother is usually nearby
- Notify Camp Ranger or Camp Director of strange animal behavior
- Never act aggressive toward wild animals



CRC Orientation 2020

Appendix A: Directions to Camp



From the Northwest

Take Route 5 & 20 through Geneva and then turn on Route 96a (toward Ovid or...
Take NYS Thruway to exit 42, then Route 14
South until it intersects with Route 5 & 20 on the
South side of Geneva. Take Route 5 & 20 East to Route 96a to Ovid.

From the Southwest


Take Route 14, or 414 into Watkins Glen and then take Route 414 North to Ovid.

Camp Babcock-Hovey
Seneca Waterways Council
7294 County Rd. 132
Ovid, NY 14521
607-869-3841




CRC Orientation 2020

Appendix B: Camp Map

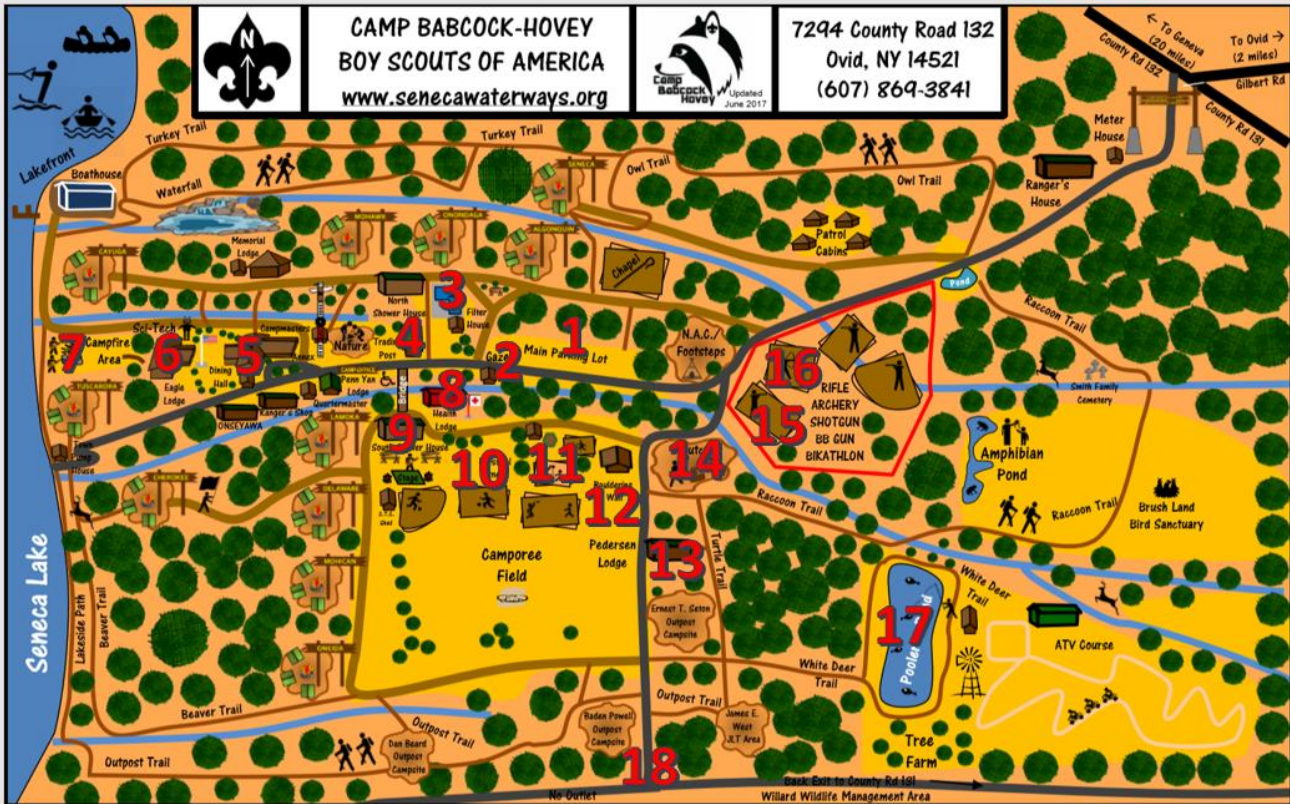


CAMP BABCOCK-HOVEY
BOY SCOUTS OF AMERICA
www.senecawaterways.org



Updated June 2017

7294 County Road 132
Ovid, NY 14521
(607) 869-3841



1. Parking Lot	6. Eagle Lodge	11. Gaga & Human Foosball	16. Archery I
2. Gazebo	7. Lakeside Chapel	12. Bouldering & Rope Bridge	17. Pooler's Pond
3. Pool & Showers	8. Health Lodge	13. Pederson Lodge	18. Rear Exit
4. Trading Post	9. Showers & Bathrooms	14. Scoutcraft	
5. Dining Hall & Parade Field	10. Archery II	15. BB Guns	



CRC Orientation 2020

Appendix C: Sample Daily Schedule

7:00	Rise and Shine
7:45	Waiters
7:50	Raising of the Flag
8:00	Breakfast
9:00-12:00	Program Activities
12:00	Waiters
12:15	Lunch
1:00-1:30	Time for Rest Period
1:45-5:35	Program Activities
5:45	Waiters
5:50	Lowering the Flag
6:00	Dinner
7:00	Evening Program
10:00	Lights Out!!



CRC Orientation 2020

Appendix D: Sample Unit Schedule

Dens	10:00 11:00	11:15 12:00	1:30 2:20	2:35 3:25	3:40 4:30	4:45 5:35
1	Check – in And Health Check And Campsite Organization	Dining Hall and Trading Post	Potions & Spells Program	Bouldering	Fishing	Den Time
2		Dining Hall and Trading Post	Potions & Spells Program	Archery 1 BB Gun	Bouldering	Den Time
3		Dining Hall and Trading Post	Fishing	Swim Test	Den Time	Bouldering
4		Dining Hall and Trading Post	Swim Test	Den Time	Potions & Spells Program	Archery 1 BB Gun
5		Trading Post and Dining Hall	Swim Test	Den Time	Potions & Spells Program	Crafts
6		Trading Post and Dining Hall	Bouldering	Potions & Spells Program	Swim Test	Den Time
7		Trading Post and Dining Hall	Archery 1 BB Gun	Potions & Spells Program	Swim Test	Den Time





CRC Orientation 2020

Appendix E: Absentee and Camper Release Forms



Absentee / No Show Verification Form

If for any reason the Scout cannot make check-in on time whether it be a game, family obligation, or other reason a parent/legal guardian's signature will put a hold on the verification process.

If the Scout does not arrive in camp on the time specified verification of the Scout's whereabouts would be initiated. Please complete the information below.

Personal Information

Name <input type="text"/>				
Address <input type="text"/>		City <input type="text"/>	State <input type="text"/>	Zip <input type="text"/>
Phone Number <input type="text"/>	Mobile Number <input type="text"/>	Email Address <input type="text"/>		
Youth or Adult? Youth <input type="checkbox"/> Adult <input type="checkbox"/>		Person Accompanying Scout at Check in: Parent <input type="checkbox"/> Guardian <input type="checkbox"/> Leader <input type="checkbox"/>		
Reason for late arrival and expected arrival time? <input type="text"/>				

Unit Information

Pack / Troop <input type="text"/>	Leader's Name <input type="text"/>	Contact Person <input type="text"/>
--------------------------------------	---------------------------------------	--

Signature Disclaimer

I certify that my answers are true and complete to the best of my knowledge.

Name (Please Print) <input type="text"/>	Parent's Signature <input type="text"/>
Date <input type="text"/>	Camp Director's Signature <input type="text"/>





CRC Orientation 2020

Camper Release Verification Form

If for any reason the camper must leave camp early whether it be a game, family obligation, or other reason a parent/legal guardian's signature is required.

Personal Information

Name

Address

City

State

Zip

Phone Number

Mobile Number

Email Address

Youth or Adult?

Youth

Adult

Person Accompanying Scout at Check in:

Parent

Guardian

Leader

Reason for early release and expected release time?

Unit Information

Pack / Troop

Leader's Name

Contact Person



Signature Disclaimer

I certify that my answers are true and complete to the best of my knowledge.

Name (Please Print)

Parent's Signature

Date

Camp Director's Signature