

2026

# TOUGHER SCOUT CHALLENGE WEEKEND

Leader Guide



# Leader’s Guide for the Tougher Scout Challenge Weekend

## Contents

Contacts .....	1
1. Welcome .....	2
1a. Event History .....	2
1b. Event Purpose .....	2
2. Event Location .....	3
3. Event Costs .....	5
4. Event Registration .....	6
5. Event Awards.....	6
6. Event Schedule .....	7
7. Event Execution.....	8
8. Unit Expectations .....	10
9. Youth Protection In-Camp.....	10
10. The Service Project.....	10
11. Requirement Completion Opportunities .....	11
12. J. Warren Cutler Map .....	12
13. J. Warren Cutler – South Map.....	13
14. Routes to J. Warren Cutler, Maxion Tract.....	14

## Contacts

**Event Coordinator:** Dave Madison

**Email:** [tougher@pittsfordtroop167.org](mailto:tougher@pittsfordtroop167.org)

**Phone:** (585) 703-3198

### **Seneca Waterways Council**

2320 Brighton-Henrietta Town Line Road,  
Rochester, NY 14623

**Phone:** 585-244-4210

**FAX:** 585-241-8552

### **J. Warren Cutler Scout Reservation**

7131 Gulick Road

Naples, NY 14512

**Phone:** 585-374-8656

## Leader's Guide for the Tougher Scout Challenge Weekend

### 1. Welcome

#### Welcome to the 13<sup>th</sup> Annual Tougher Scout Challenge Weekend

The Tougher Scout Challenge Weekend is an annual event designed to challenge Scouts with patrol-based activities, enhance leadership skills, and foster camaraderie. Scouts will engage in exciting challenges, build teamwork, and enjoy a weekend of fun and adventure.

#### 1a. Event History

This event began in 2014 as a single-troop activity. Over the years, it has grown into a regional event, drawing participants from multiple troops. In 2024, 169 participants from 9 troops joined the weekend, marking its continued success and growth.

#### 1b. Event Purpose

The Tougher Scout Challenge Weekend was design to bring a fun and challenging experience that brings traditional scouting to the Scouts of today. Many of the challenges focus on skills a Scout learns in their journey through 1<sup>st</sup> Class. Our event aims to:

- Provide patrol-based challenges focused on Scouting skills.
- Build patrol spirit and teamwork.
- Offer leadership development opportunities.
- Create a forum for Scouts to share ideas and grow.
- Ensure a fun and rewarding experience.

## Leader's Guide for the Tougher Scout Challenge Weekend

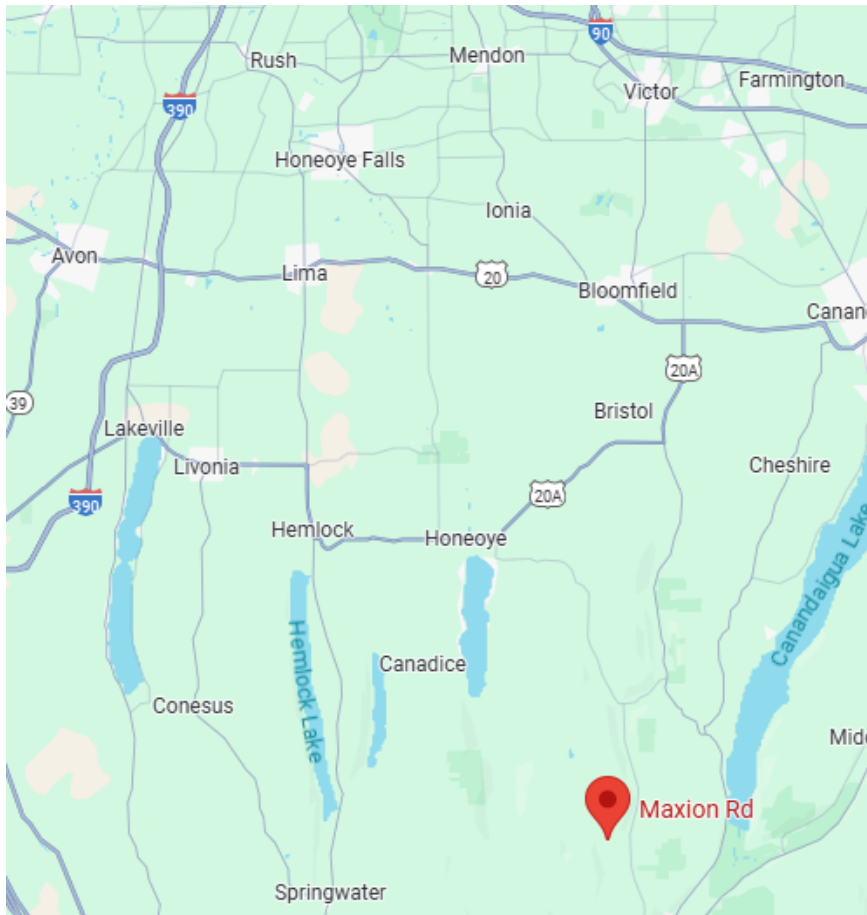
### 2. Event Location

The 13<sup>th</sup> Annual Tougher Scout Challenge Weekend will be held at Camp J. Warran Cutler Scout Reservation in southern part of the camp. In the beautiful Maxion Tract and Shadow Valley.

**Location:** Camp J. Warren Cutler, Maxion Tract, and Shadow Valley. The camp spans nearly two miles and offers a variety of terrains for activities. Maps of the area are included later in this guide.

**Camp Address:** Camp J. Warren Cutler's main address is 7131 Gulick Rd, Naples, NY 14512.

This address will get to the main entrance of camp.

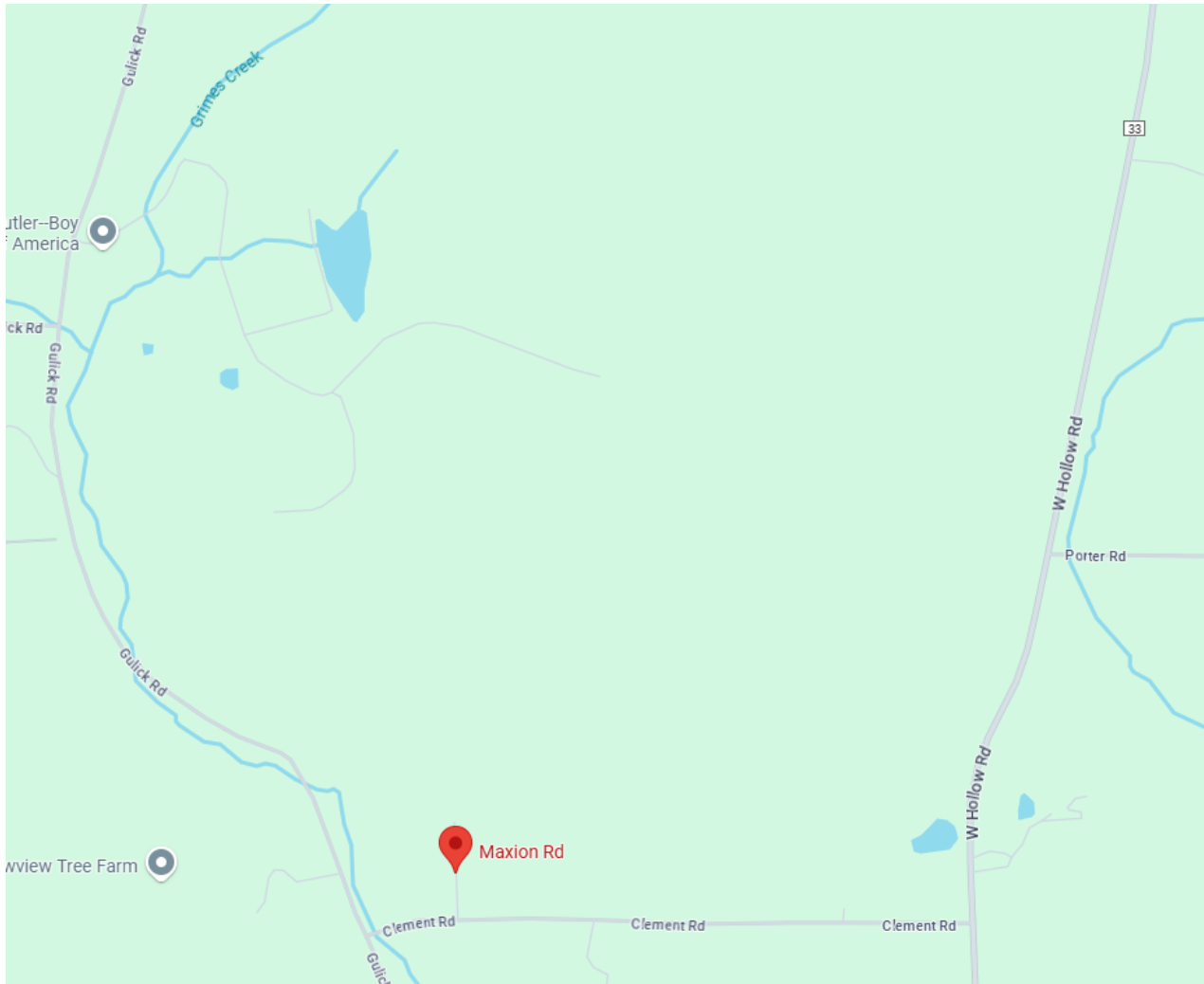


## Leader's Guide for the Tougher Scout Challenge Weekend

**Tougher Challenge Weekend Address:** To get to the location of the Tougher Scout Challenge weekend at Camp J. Warren Cutler, drive to the southern part of camp Cutler. Use this address in your GPS:

**1 Maxion Rd, Naples, NY 14512**

Maxion road is off of Clement Rd.



## Leader's Guide for the Tougher Scout Challenge Weekend

### 3. Event Costs

**Cost per Scout:** \$17

**Adult Fee:** Free

The fee includes awards, patches, ribbons, challenge materials, patrol staves, challenge totems, and camping costs and Friday evening crack barrel.

**Each unit will receive:**

- A 14<sup>th</sup> Annual Tougher Scout Challenge Weekend unit participation Flag Ribbon

**Each patrol will receive:**

- A patrol staff
- 100' of rope for challenges

**Each Scout and Adult attend will receive:**

- The 14<sup>th</sup> Annual Tougher Scout Challenge Weekend Patch

**NOTE:**

- Units/patrols are responsible for their own camping gear.
- Units/patrols are responsible to bring and prepare their own food.
- For the camp gadget challenge, units/patrols should bring their own rope and supplies.

## Leader's Guide for the Tougher Scout Challenge Weekend

### 4. Event Registration

Units must register by April 21, 2026. Registration and payment is to be accomplished through the Black Pug registration system at:

<https://scoutingevent.com/397-tougherscoutchallengeweekend>

Please visit the site at this web address and use the green registration button to submit your unit's registration.

Contact the event coordinator if you have questions [tougher@scoutshare.org](mailto:tougher@scoutshare.org)

### 5. Event Awards

Who doesn't like prizes! Right!? The Tougher Scout Challenge weekend has a number of opportunities for Scouts to be recognized for great team work and patrol spirit. Here are some examples.

**Challenge awards:** A ribbon will be awarded for 1<sup>st</sup>, 2<sup>nd</sup> and 3<sup>rd</sup> place of each patrol challenge.

**Overall awards:** A plaque will be awarded for 1<sup>st</sup>, 2<sup>nd</sup> and 3<sup>rd</sup> place overall patrol.

**Camp Gadget:** A single camp gadget plaque shall be awarded

## Leader's Guide for the Tougher Scout Challenge Weekend

### 6. Event Schedule

Following is the schedule for the Tougher Scout Challenge weekend. Unit Senior Patrol Leaders are to use the schedule to help the weekend run smoothly

#### Friday

- 5:00 PM – Arrival and check-in.
- 8:30 PM – Patrol Leaders' Council & Adult Meeting. **BRING A CHAIR**
- 9:30 PM – Orientation Campfire.
- 10:45 PM – Call to quarters.
- 11:00 PM – Taps/Lights out.

#### Saturday

- 7:00 AM – Reveille and Breakfast.
- 7:30 AM – Adult challenge setup & meeting.
- 9:00 AM – Camp gadget building, Totin' Chip, Orienteering Instruction, Whipping and Fusing Rope.
- 10:00 AM – Opening Ceremony & Challenges.
- 12:00 PM – Lunch.
- 1:00-4:30 PM – Adventure Challenges.
- 5:00 PM – Dinner.
- 8:30 PM – Campfire with skits and songs.
- 10:45 PM – Call to quarters.
- 11:00 PM – Taps/Lights out.

#### Sunday

- 7:00 AM – Reveille and Breakfast.
- 8:00 AM – Camp gadget judging.
- 9:00 AM – Service project.
- 10:30 AM – Scouts' Own Service.
- 10:45 AM – Closing Ceremony.
- 11:00 AM – Pack-up and departure.

## Leader's Guide for the Tougher Scout Challenge Weekend

### 7. Event Execution

#### Scout-lead

To meet the objective of providing Scouts different opportunity for leadership, the Tougher Scout Challenge Weekend is run by the Scouts. A Scout is assigned the role of Camp Chief who is responsible for keeping the weekend on schedule and assigning roles to patrols that attend.

#### Patrol Assignments

As such, the following responsibilities will be assigned to the patrols that participate:

**Bugler(s)** - The bugler plays the bugle at opening and closing ceremonies And works with the Camp Chief to announce when units are to gather.

**Friday Campfire** Builds, lights, monitors, puts out the Friday night fire and cleans any debris.

**Friday Cracker barrel setup** Prepares for the distribution of the Friday evening cracker-barrel.  
**Friday Cracker barrel clean-up.**

**Opening color guard** – Opens the event with the raising of the America flag.

**Saturday Campfire setup** - Collects wood and builds the campfire for the Saturday evening event.

**Saturday Campfire MCs** – Organize and be the Master of Ceremonies the Saturday evening campfire.

**Saturday Campfire – Skits & Songs** - 1/patrol

**Saturday Campfire extinguish** – After the campfire, extinguish the fire. Ensure water is available.

**Service project setup and execution team** – Assemble and distribute the tools to perform the Sunday morning service project.

**Service project clean-up team** – gather tools to return to ranger.

**Scouts-own service team** – organize and present the scout's own service.

**Closing Flags** – Lower the flags after the award ceremony.

## Leader's Guide for the Tougher Scout Challenge Weekend

### Challenges

It is the intent of the Tougher Scout Challenge weekend that every Scout be able to compete in the challenges.

Morning Challenges: After the morning opening ceremony, the patrols will gather on the field to the south of Maxion Lodge to compete in challenges with other patrols.

Adventure Challenges: After lunch, patrols will gather to kick-off the adventure challenges. Here patrols will demonstrate their skills in map and compass to find each of the challenges they'll be given. After the first competitive challenge, the patrol will be given a map of Southern Cutler. The map will contain a single dot which identifies the location of their first adventure challenge. The patrol must locate that challenge. An adult will be stationed at each of the challenges to present the patrol with the challenge. The patrol will have 20 minutes to complete the challenge. When the complete the challenge, or when the 20 minutes is up, a new dot will be drawn on the map by the challenge leader and the patrol will be sent on their way to locate that next challenge.

The challenges focus on Scouting skills, teamwork, and are designed to test their creativity and collaboration.

**Campfires:** Saturday evening features an all-camp campfire. It will be filled with skits and songs led by the patrols.

### 8. Unit Expectations

- **Check-in:** Units arrive and check in on Friday evening. Arrival should be after 5pm.
- **Camp Setup:** Units set up their designated camping areas.
- **Patrol Leaders Council:** At 8:30pm on Friday, the Camp Chief will lead a patrol leaders council meeting with the unit Senior Patrol Leaders and Patrol Leaders. The camp chief will review the weekend schedule and finalize assignments.
- **Adult Leader Meeting:** At 8:30pm on Friday, the Tougher Event adult leader will meet with all adults from the units. During this meeting, the event schedule will be reviewed and Challenge will be assigned to adults.

### 9. Youth Protection In-Camp

All units must adhere to BSA's youth protection policies. Ensure two-deep leadership and proper supervision at all times.

### 10. The Service Project

The service project will take place on Sunday morning. This is an all-camp service project; all units come together and work together to perform the service project. The project is scheduled to last for 1 hour.

It is amazing to see how much of an impact an all-camp project can do in just one hour.

The camp ranger will provide us with the project to perform. Participants are encouraged to bring garden gloves and any additional tools like saws or clippers.

This is a meaningful opportunity to give back to the camp community.

## 11. Requirement Completion Opportunities

In the design of the Tougher Scout Challenge Weekend, many of the challenges are focused on requirements found in Scout through 1<sup>st</sup> Class ranks. For example, the adventure challenges that take place in the afternoon is an 'orienteering course' that the patrols traverse to find each challenge using a map and compass. The unit's Scoutmaster may sign-off this First-Class rank requirement for their Scouts that participate in the adventure challenges.

Some of the requirements that will be covered in the weekend:

### **Scout Requirement 3b:**

Patrol Name, Yell, Flag – Each patrol will provide their patrol name on registration at the PLC. Through-out the weekend, they'll be invited to give their patrol yell. Challenges will have them use their patrol flag in the challenge. And there is a patrol flag judging on Sunday morning.

### **Scout Requirement 4b:**

Whip and fuse rope – Each patrol will be given 100' of rope. This rope is to be cut into 10' lengths and should be then whipped and/or fused.

### **1<sup>st</sup> Class Requirement – 3d:**

Camp Gadget Challenge – We have a camp gadget challenge that is judged on Sunday morning. Scouts or patrols may build a camp gadget throughout the weekend and enter it into this challenge.

### **1<sup>st</sup> Class Requirement 4a:**

On Saturday afternoon, the adventure challenges will take place. This is an 'orienteering course' that will take each patrol over 1 mile to locate their challenges. They will be given a map and the patrol/Scouts should have a compass to help them find their challenges.

**Communication Merit Badge** – MC a campfire or Scouts Own Service

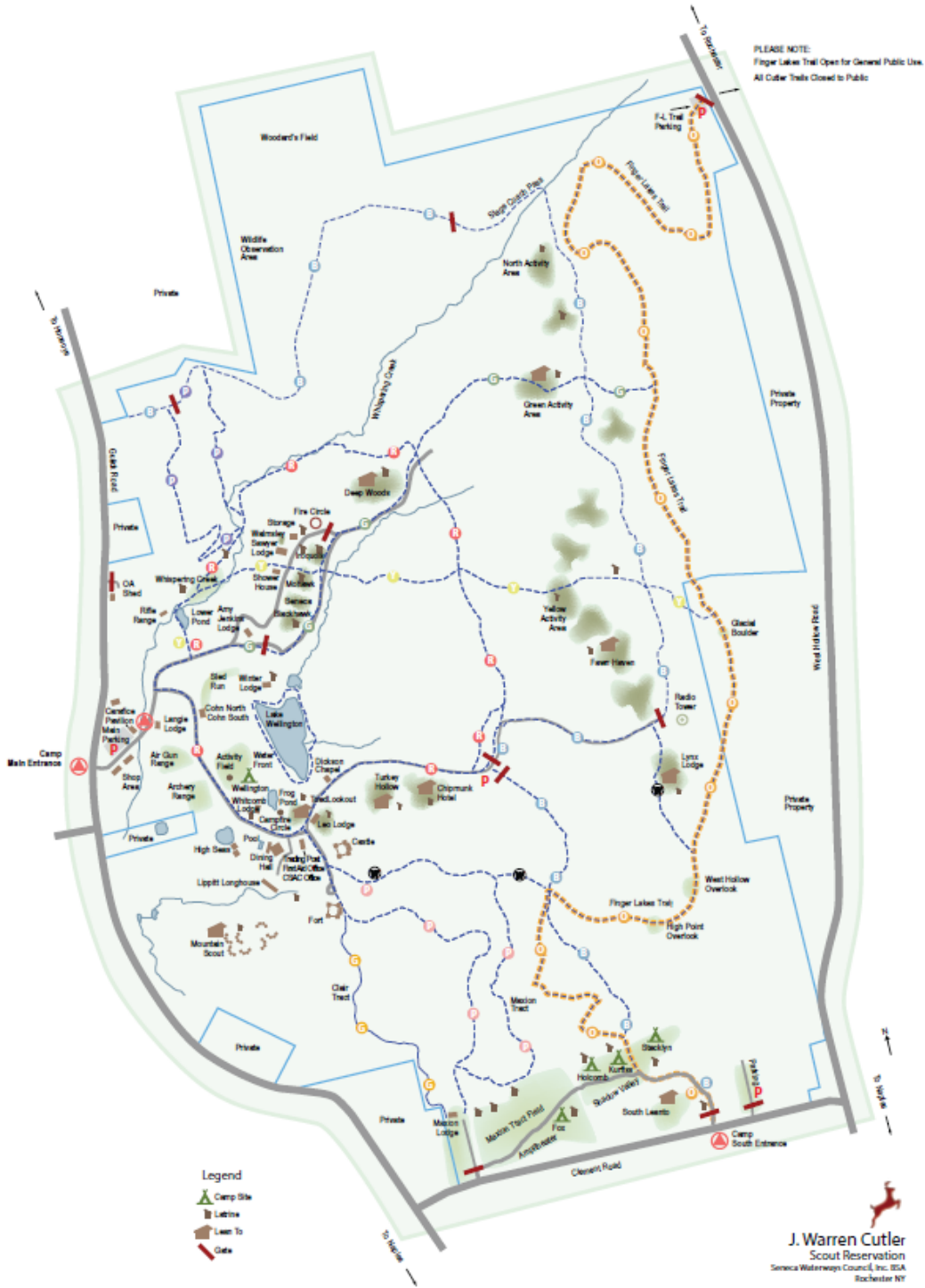
### **Others**

The complete list of requirements that could be demonstrated over the weekend will depend on the challenges that available and that the patrol visits. This list will be presented at the adult leader meeting on Friday evening. For example:

- First aid transport
- practical use of knots and lashings
- fire building
- rescue throw
- measuring objects
- directions without a compass

# Leader's Guide for the Tougher Scout Challenge Weekend

## 12. J. Warren Cutler Map



# Leader's Guide for the Tougher Scout Challenge Weekend

## 13. J. Warren Cutler – South Map



## 14. Routes to J. Warren Cutler, Maxion Tract

### **Directions to Camp**

#### **Destination Address:**

1 Maxion Rd, Naples, NY

#### **From the North (Rochester, NY):**

1. Take I-490 East toward Victor.
2. Merge onto I-90 East (New York State Thruway) toward Albany.
3. Take Exit 44 for NY-332 toward Canandaigua.
4. Turn right onto NY-332 South and continue into Canandaigua.
5. In Canandaigua, turn right onto US-20 West/NY-5 West.
6. Turn left onto NY-21 South and follow it for approximately 20 miles into Naples.
7. In Naples, turn right onto Maxion Rd. The camp will be on your right.

**Estimated Drive Time:** Approximately 1 hour.

---

#### **From the East (Syracuse, NY):**

1. Take I-90 West (New York State Thruway) toward Rochester.
2. Take Exit 43 for NY-21 toward Palmyra/Manchester.
3. Turn left onto NY-21 South and follow it through Canandaigua into Naples.
4. In Naples, turn right onto Maxion Rd. The camp will be on your right.

**Estimated Drive Time:** Approximately 1 hour 30 minutes.

---

#### **From the South:**

1. Take I-390 North toward Rochester.
2. Take Exit 2 for Cohocton/NY-415.
3. Turn right onto NY-415 North and continue into Cohocton.
4. In Cohocton, turn right onto NY-371 North and follow it for about 6 miles.
5. Turn left onto NY-21 North and follow it into Naples.
6. In Naples, turn left onto Maxion Rd. The camp will be on your right.

**Estimated Drive Time:** Varies depending on starting location.

---

## **Leader's Guide for the Tougher Scout Challenge Weekend**

### **From the West (Buffalo, NY):**

1. Take I-90 East (New York State Thruway) toward Rochester.
2. Take Exit 44 for NY-332 toward Canandaigua.
3. Turn right onto NY-332 South and continue into Canandaigua.
4. In Canandaigua, turn right onto US-20 West/NY-5 West.
5. Turn left onto NY-21 South and follow it for approximately 20 miles into Naples.
6. In Naples, turn right onto Maxion Rd. The camp will be on your right.

**Estimated Drive Time:** Approximately 1 hour 45 minutes.

## Leader's Guide for the Tougher Scout Challenge Weekend

We look forward to seeing you at the Tougher Scout Challenge Weekend...  
...where the toughest Scouts shine brightest!