



Klondike 2025

“No School Like Old School”



CAMP SOUTHAVEN

January 24-26, 2025

- sponsored by -

**North Star District and
Great Falls Council, Scouting America**

Version 2

Table of Contents

General Information	3
Fees and Registration.....	3
Check – In.....	3
Camping Information	3
Leaders Meeting - Cracker Barrel	4
Uniforms & Colors	4
Religious Services.....	4
Meals.....	4
Awards & Recognition.....	4
Sustainability	5
Contact Information	5
Health & Safety	5
First Aid.....	5
Medications & Health Forms	5
Be Prepared	5
Safety.....	6
Cold Weather Training.....	6
Staffing	6
Patrol Equipment List.....	7
~Patrol Fun Equipment List~	7
Events.....	8
Axe Throwing	8
2 Person Saw	8
8 Knot Challenge	8

Curling	9
Ice Fishing	9
Pack Mule Challenge	9
Pioneering	9
Multi- Person Ski	10
Fire Building	10
Basic First Aid	10
Scoutmaster’s Cookoff	10
The Shultz Cup	11
Schedule of Events.....	12
Roster	12
Map	12

General Information

Fees and Registration

Preregistration is required. The participation fee for this Camporee is \$15.00 per person (youth or adult).

Register online at: www.gfscouting.org. Registration for Klondike opens November 15th. Campsite and Cabin registration opens at 7:00pm on November 18th.

Each youth must be a registered Scout, Venturer, or Explorer to attend. Webelos may attend during the day if sponsored by a host troop.

Check – In

Check in will be from 5:30 PM to 8:00 PM Friday and at 8: 00 AM Saturday (for units that are not camping) at the Camp Office. (See the Camp Southaven map at the end of this guide.) A unit roster must be provided to the Camporee Staff at check-in. The Unit Roster can be found at the end of this guide.

Camping Information

Units must pre-register and pay for a cabin and wood online at the Klondike registration link in the GFC website prior to the Camporee. Units should be prepared to transport their gear by foot from the parking area.

District staff will conduct campsite inspections Saturday afternoon. Campsite and Gateway inspection criteria:

- Unit identification (flag or sign)
- Tents properly erected and lined up

- Unit gear properly stored
- Patrol areas identified and neatly maintained
- Personal gear properly stored
- Dining shelter present
- Cooking and serving areas clean and organized
- Food properly stored
- Cooking equipment and utensils neatly stored
- Water supply (cooking and drinking) on hand
- Cleaning facilities evident, including item used to screen grey water
- Menus and duty rosters posted
- First aid kit present and visible
- Stove and lantern fuels safely stored
- Fire extinguisher present
- Roster and Camporee schedule posted
- Gateway originality and alignment to the Klondike theme

Leaders Meeting - Cracker Barrel

Each unit should send the Senior Patrol Leader and Scoutmaster to the meeting on Friday at 9:00 PM and Saturday following the closing campfire at the Dining Hall.

Uniforms & Colors

Field uniform (Class A) should be worn throughout for opening/closing flags (weather permitting) and the religious services. Activity (Class B) uniforms may be worn Friday, Saturday and Sunday during the rest of the day. American flag and unit flags should be displayed near the entrance of each campsite/cabin. Please bring flags to the opening flag ceremony.

Religious Services

All are encouraged to attend the religious service offered on Saturday evening. The following religious services will be offered: Interfaith, Protestant, Catholic, Jewish. *(SUBJECT TO CHANGE)*

Meals

Units are responsible for all meals. Please make sure you have enough time to serve your meals and clean-up properly. A Camp Wide Cracker Barrel will be held after the closing Campfire on Saturday.

Awards & Recognition

All youth and adult participants will receive a Camporee patch. Recognition will also be given out for participation in activities.

- An Overall Shultz Cup winner
- A Sled Race Champion
- Individual Game Awards

Sustainability

The Camporee has set a goal to be a zero-impact event. Units will be encouraged to follow Leave No Trace guidelines. Please plan your weekend to help minimize our impact.



Contact Information

Camporee Chair: Aaron Swanson

716-249-9155 (cell) cricket119swanson@gmail.com

Staff Advisor: Brandon Blatz- brandon.blatz@scouting.org

Health & Safety

First Aid

All medical injuries/illnesses must be reported to the Camporee Health Warden. The Health Warden and contact information will be announced at the Friday night Cracker Barrel. Camporee Staff will stay in Lakeside Lodge and the Health Warden will stay in the Health Lodge or Camp Office.



If an event occurs requiring medical attention and the individual can make it to the Health Lodge, he/she should be escorted there. If the individual has a serious injury, do NOT move them and **call 911 then the** Camporee Health Warden. Medical personnel will be dispatched to the site of the medical emergency as needed.

Medications & Health Forms

Each unit attending the Camporee should have individual medical histories for each scout and adult. Health forms should be kept by the unit leader and made available to our medical staff as needed. Download the BSA form at http://www.scouting.org/filestore/HealthSafety/pdf/680-001_AB.pdf

Medications should be handled per unit policy. From the BSA Guide to Safe Scouting: The taking of prescription medication is the responsibility of the individual taking the medication and/or that individual's parent or guardian. A leader, after obtaining all the necessary information, can agree to accept the responsibility of making sure a youth takes the necessary medication at the appropriate time, but BSA does not mandate or necessarily encourage the leader to do so. Read the full BSA medication guidelines at

http://www.scouting.org/filestore/HealthSafety/pdf/SAFE_USE_OF_MEDICATION_IN_SCOUTING.pdf

Be Prepared

- Training—
 - All Adults must have current YPT Training
 - One adult from each unit must complete Weather Hazards training at my.scouting.org (current within two years).
- Each Unit MUST have a minimum of two (2) registered adults over 21 with an adult / youth ratio of at least 1 adult for every 10 youths.
- All Adult's staying overnight must be currently registered in an adult fee required position or listed as an adult program participant.
- Hydration—Remind Scouts to drink enough liquids throughout the day. Everyone should bring their own water bottle for the weekend. More information:

<http://www.riskmanagementinscouting.com/proper-hydration-are-you-paying-attention/>

- Cold Weather-Related Health Issues—Review the symptoms of cold weather health conditions with your unit and report any instances to the closest medical tent for observation and treatment.
- Potable Water—Any unit camping at the Camporee should bring water jugs to carry at least 10 gallons. Water spigots will be available throughout Camp Scouthaven.
- Toilet Facilities—Latrines are available throughout the Camp

Safety

- All Units should follow the Guide to Safe Scouting.
- Youth Protection—All adults must have current BSA Youth Protection Training (see my.scouting.org.)
- Buddy System—Scouts should utilize the buddy system at all times. Unit leadership should know where each group of buddies are in case of emergency.
- Fires—Cooking fires will be allowed at this event in the designated fire rings in each campsite or near each cabin. Units may also cook with propane or white gas stoves. Liquid fuels should be stored appropriately. For more information, please refer to <http://www.scouting.org/filestore/pdf/680-013WB.pdf>. It is also recommended that all units provide fire extinguishers, appropriate for the fuel being used in case of cooking area fires. No flames are allowed in tents. In no case, should youth or adults try to fight fires that are out of control. Fire emergencies should be reported to the Camporee Ranger.
- Inclement Weather—In the event of unforeseen severe weather, (thunderstorms/high winds/flooding/snow/sleet/ice) units will be notified. All leaders should congregate with their units, ensure that all members are present (take a head count), and proceed to the nearest permanent shelter. Further details to be discussed at the Friday evening leader's meeting.

Cold Weather Training

- The Great Fall Council Cold Weather Training Team is hosting Cold Weather Training on December 14, 2025 from 8:30am – 3:30pm at Queen Of Heaven School (839 Mill Rd, West Seneca, NY 14220). Scouts and leaders are strongly encouraged to attend and learn more about proper nutrition, clothing, shelters, gear and health & safety. The cost is \$20 and registration closes December 9, 2025. For more information or to register please visit: <https://scoutingevent.com/375-89267>

Staffing

Each unit reserving a cabin or lean-to will be expected to host one of the Klondike competitions at their site or designated area and provide adult leadership to run the event. Equipment for the events will be provided by the Klondike staff and distributed at the Friday leader's meeting (or left at the Game Site), along with specific rules and scoring information. Patrols should complete their own unit's event first on Saturday morning on a non-competitive basis. Contact the Klondike chair with questions.

Patrol Equipment List

- ____ Scout Handbook
- ____ Klondike Sled
- ____ Neckerchief
- ____ Small First Aid Kit
- ____ 4 Natural Splints (2 for legs & 2 for arms- NO SAM SPLINTS)
- ____ Triangle Bandage
- ____ 2 Rolls of Gauze
- ____ Backpack
- ____ Chapstick
- ____ Extra Socks
- ____ Pen / Pencil
- ____ Patrol Shield
- ____ Helmet (1 per each Scout)
- ____ Ferro Rod/Striker
- ____ 2 Old T-shirts (to be torn up for splints)

~Patrol Fun Equipment List~

- ____ 1 Bottle of Dish Soap
- ____ 1 Precious Ring
- ____ 1 Dwarf Key Worn Around a Neck
- ____ 1 Wooden Spoon
- ____ 1 Pack of Bazooka Bubble Gum
- ____ 1 New Sponge
- ____ Snack for Judges: 2-5 Slices Cooked Bacon. (*Sweet spicy bacon will get 8 points... Ridiculous Hot will get 10-point deduction*)

****Units must bring ALL MATERIALS and THIS SHEET to Morning Flags for inspection****

Events

Axe Throwing

Location: TBD

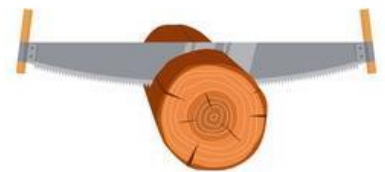
Klondike was not only about the Gold Rush but Lumber was also a huge part of it. One-way Lumberjacks used to see who was the “best” was by target practice. Your Patrol will score points by sticking an Axe to the target, Scoring will be determined by average of points from all patrol members.



2 Person Saw

Location: Camp Office

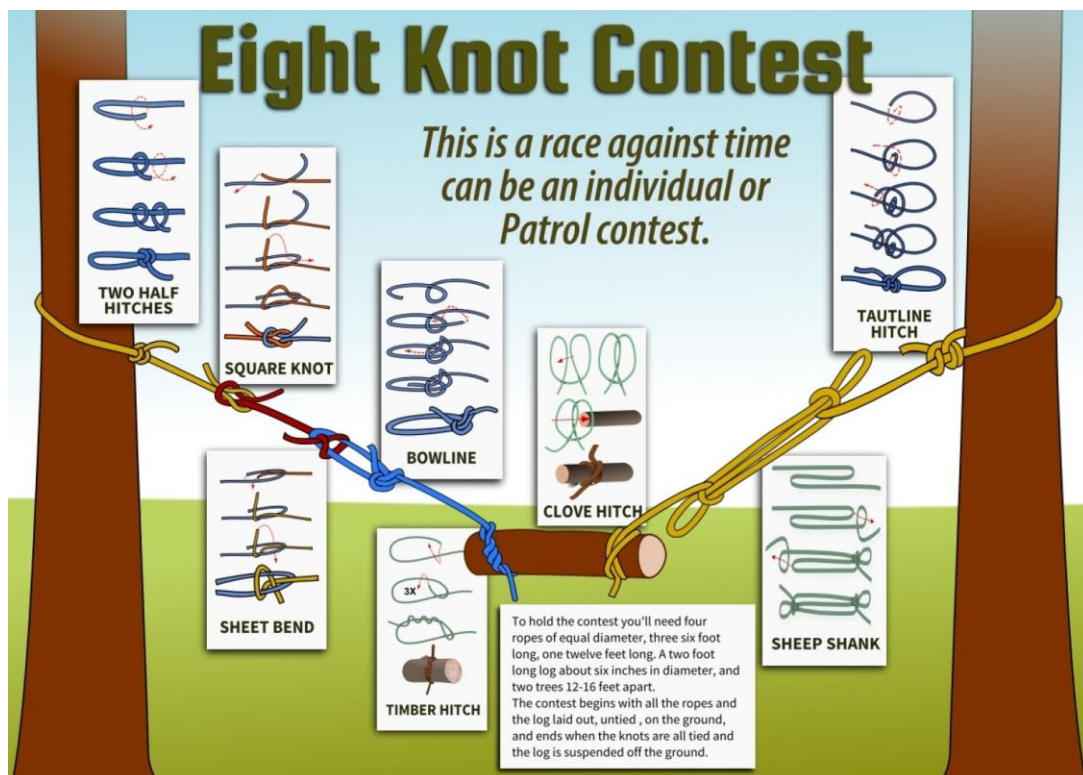
The Council Lumberjacks need your help sawing through a down tree. 2 members of your patrol must saw through the log. *This is a timed event- fastest time wins.*



8 Knot Challenge

Location: Loegler 2

Create the picture below using these 8 common knots and lashings in a timely fashion.



Curling

Location: Basketball Court

Your Patrol Leader sits on a “Curling Stone” (circular sled) and the Patrol must give the leader a running sweep to see how far the stone can go. **YOU MUST WEAR & BRING A HELMET.**



Ice Fishing

Location: Mess Hall (Kitchen Side Porch)

Your fishing pole is broken so you must first lash your pole back together using 1 round lashing and 1 shear lashing. You will receive 5 points for each correct lash. You will be judged on a 5-minute scale for your lashings (1 – 5 points). Once your pole is constructed, you may begin fishing for various point value fish. Scoring is based on how many fish are caught at which point value over allotted time for the patrol.



Pack Mule Challenge

Location: Lakeside Lodge

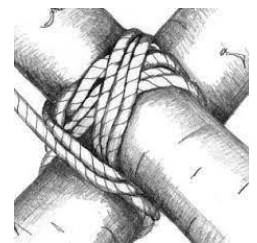
Pedro is ready to carry your gear through Philmont. Help Load Pedro’s buckets with what you will need but make sure you keep his buckets balanced in weight or he will not move! If a bucket falls you are disqualified in this timed event.



Pioneering

Location: Safari Lodge

Clean is a point in the scout law and making camp gadgets are a part of various Scouting Advancements. Using the ropes and staves provided- your Patrols’ goal is to make a camp handwashing station. 10 points will be awarded for each correct lashing. 20 points if hanging a towel doesn’t move/shake a stave or the structure. 20 extra points if you can also make a towel rack using a “Mark II” lashing.



Multi- Person Ski

Location: Loegler 1

All patrol members must go along the trail searching for gold prior to returning to the camp base. All members must keep their feet on the skis at all times in this timed event.



Fire Building

Location: Boss Lean-To

Build a fire big enough to burn through the string using natural materials found around camp. No artificial propellants or chemical fire starters. *This is a timed event and the fastest time wins (depending what materials you use). Using flint & steel or a ferro rod will receive a time bonus.*



Basic First Aid

Location: Inside Dining Hall

You have a Scout that has fallen bad and needs first aid. Your Patrols' goal is to treat the Scouts broken arm (triangle bandage sling), the deep gashes in the Scouts head (bandage), a broken leg (splint), treat for shock and a possible concussion. *All dressings must be properly done and secure to receive maximum points as well as administering proper first aid techniques.*



Scoutmaster's Cookoff

Location: Unit Site

Sticking with the Old School Theme- your goal is to create the best Pemmican Bar as a main dish.



Dessert is your choosing- you may cook anything, any way you'd like!

Judging will be done around 6:00pm at the dining hall.



The Dan Ingram Memorial Klondike Sled Race

All Scouts will gather at the race starting spot with their sleds and patrol items as well as flag and yell and compete for a chance to win this year's sled race trophy.

The Shultz Cup

Named in honor of longtime Scouters Dave and Betty Shultz, the Shultz Cup is awarded to the top overall patrol at the Klondike. The winning patrol may keep the Cup for one year, and then return it at the 2026 North Star Klondike Derby. Previous winners are:

2003: Troop 829, Youngstown	2004: Troop 450, Tonawanda
2005: Troop 450, Tonawanda	2006: Troop 107, Buffalo
2007: Troop 841, Niagara Falls	2008: Troop 450, Tonawanda
2009: Troop 225, Kenmore	2010: Troop 450, Tonawanda
2011: Troop 450, Tonawanda	2012: Troop 829, Youngstown
2013: Troop 450, Tonawanda	2014: Troop 829, Youngstown
2015: Troop 5, Buffalo	2016: Troop 5, Buffalo
2017: Troop 5, Buffalo	2018: Troop 4, Lockport
2019: Troop 829, Youngstown	2020: Troop 833, Nashville
2021 (Virtual): Troop 107, Buffalo	2022: Troop 829, Youngstown
2023: Troop 829, Youngstown	2024: Troop 8, Cambria
2025: TBD	

Additional awards will be presented at the Saturday Camp Wide Cracker Barrel

Schedule of Events

Friday, January 24

- 5:00-8:30 pm Registration & Setup
- 9:00 pm SM/SPL Meeting & Cracker Barrel
- 11:00 pm Taps

Saturday, January 25

- 7:00 am Reveille and Unit In-Site Breakfast
- 8:00 am Non-Camping Units Registration
- 8:45 am Opening Flags / Sled Inspection
- 9:00 am Patrol Competitions
- 12:00 pm Unit In-Site Lunch
- 1:00 pm Patrol Competitions Resume
- 3:00 pm Patrol Competitions Ends
- 3:15 pm Program Areas turn in score sheets
- 3:15 pm Dan Ingram Sled race begins
- 4:45 pm Closing Flags
- 5:00 pm Unit In-Site Dinner
- 7:00 pm Religious Services
- 8:00 pm Closing Campfire
- 9:30 pm (After Closing Campfire) Camp Wide Cracker Barrel/ Awards
- 11:00 pm Taps

Sunday, January 26

- 7:00 am Reveille and Unit In-Site Breakfast
- 9:00 am Check Out

NORTH STAR KLONDIKE 2025
 JANUARY 24-26
Unit Roster

Troop # _____ District: _____

This form must be turned in at registration

Adults	Position

Youth:

Senior Patrol Leader: _____

Patrol:	Patrol:	Patrol:
PL:	PL:	PL:

Camp Southaven Map

