

## Skull Island Canoe-o-Ree Lost at Sea 2026



# Skull Island Canoe-o-Ree Lost at Sea

**Daniel Webster Council Aquatics Committee**

**May 29 – May 31, 2026  
Wellington State Park, Bristol, NH**

Come to a unique camping adventure on an island in crystal-clear Newfound Lake. Canoe with your gear to “Skull Island”, and learn and practice backcountry camping skills while spending two nights in the woods.

Location Address: [Wellington State Park, 614 W Shore Road, Bristol, NH](#)

We will be camping on Cliff Island, which will become “Skull Island” for the weekend.

### **Registration and Payment**

In order to plan staffing levels and supplies, WE NEED UNITS TO REGISTER using this link: <https://nhscouting.org/event/skull-island-canoe-o-ree/>. **NO WALK-INS!** Give us your best estimate of the number of Scouts that are coming. Online registration is now open. Space is limited. Register early so you don't miss out!

**PLEASE DO NOT REGISTER INDIVIDUALLY!** Each unit (troop / crew) should have ONE registration to cover all their attendees. Reach out to Michael Rounds for help if needed! ([roundsscout@aol.com](mailto:roundsscout@aol.com))

All participants must show evidence they have **passed** the BSA Swimmer test. (For limited exceptions, see later under Safety.) If you can schedule time at a local pool, contact the Aquatics Committee through Michael Rounds to see if we can come do swim checks for you.

### **Costs – Skull Island Canoe-o-Ree**

- Scouts \$30 each
- First two Adults FREE
- Additional Adults \$25 each

## Skull Island Canoe-o-Ree Lost at Sea 2026

### Event Schedule

#### *Friday, May 29*

- 4:00 PM til **Check in** at boat launch, load canoes, and canoe to the island.
- 6:00 PM Set up at assigned campsite and make dinner.
- 8:00 PM Friendship Fires at various campsites. Meet Scouts from other troops!
- 8:19 PM Sunset
- 8:30 PM Cracker Barrel at Island HQ-Leaders & SPL
- 10:00 PM Taps

#### *Saturday, May 30*

- 5:10 AM Sunrise
- 6:00 AM Reveille & Breakfast
- 8:30 AM Opening Flags at Island HQ
- 9:00 AM Canoe Station Course Begins
- 4:30 PM Activities close, downtime until dinner
- 5:30 PM Dinner
- 8:20 PM Sunset
- 8:30 PM Camporee Campfire at Island HQ
- 9:30 PM Return to campsites
- 10:00 PM Taps

#### *Sunday, May 31*

- 5:09 AM Sunrise
- 6:00 AM Reveille & Breakfast
- 9:00 AM Interfaith Service
- 9:30 AM Closing Ceremony
- 10:00 AM Pack canoes, return to mainland, check out.

## **Skull Island Canoe-o-Ree Lost at Sea 2026**

### **Activities**

Patrols should come prepared to demonstrate their knowledge

This is primarily a non-competitive “Teach-In” event where you can learn and practice canoeing and backcountry camping skills. On Saturday you will have a Round Robin Canoe Station Course. You will carry your items in the canoe.

The stations will be:

- Signaling -Semaphore Flags, Morse Code
- Inclement Weather Preparation/Ten Essentials/Shelter Building
- Raft Building to Escape the Island
- First Aid

In order to offer the widest variety of skills, we’re asking each unit to volunteer some adults to run a learning station – one listed above or one of your own design. Let us know early what you’d like to teach to get the widest choice! We’ll have syllabus / scripts for many of these, and can provide materials if needed.

### **Camping and Facilities**

This is a remote, unimproved “campground”. Bring small, 2-person tents to fit between the trees. You may wish to raise a tarp / dining fly strung between trees, but please avoid pop-up shelters or the like.

Each campsite will have picnic tables to accommodate the number of registered campers. Near each campsite is a fire ring, likely shared with neighboring units. Fires, including charcoal, are allowed only in these fire rings. You may burn dead downed wood you find on the island (almost exclusively pine), and we may be able to provide you a small amount of hardwood to burn. Plan to cook on stoves rather than on the fire. Backpacking stoves or small 2-burner Coleman-style stoves are appropriate – please don’t bring anything larger.

Near each camping area is a latrine – use it! There is no running water on the island. Bring water for cooking and cleaning, or plan to purify lake water. If needed, we can refill troop/patrol water jugs (not personal water bottles) during the day Saturday – make sure they’re clearly labeled with your unit number.

We don’t expect bears on the island, but there are other small animals that will chew through packs to get to food or garbage. Please secure all these items overnight in hard-sided containers or by hanging them.

# Skull Island Canoe-o-Ree Lost at Sea 2026

## What to Bring

Pack as if for a backpacking trip. Avoid heavy or bulky items such as family-size tents, patrol boxes, Dutch ovens, pop-up shelters, or turkey blasters. Coleman-style two-burner stoves are OK.

### INDIVIDUAL

See Scout Handbook 14<sup>th</sup> Ed.  
pp. 238-9, 268, 108

Pack your gear to be waterproof: in dry-bags or heavy (contractor) trash bags.

- Tent, ground cloth, stakes, poles (shared with a buddy)
- Sleeping bag & sleeping pad
- Complete change of dry clothes
- Closed-toe footwear
- Water shoes or old sneakers (will get wet)
- 1-liter water bottle, full
- Snacks (secured overnight w/ patrol food)
- Rain gear
- Headlamp & extra batteries
- Warm clothing layers, hat, gloves
- Personal first-aid kit
- Sunscreen & insect repellent
- Compass
- Folding pocketknife
- Matches
- Mess kit
- Hygiene items: toothbrush/paste, soap, washcloth, etc.
- Small trash bag
- Swimsuit & towel
- Gear needed for stations (next page)

Optional:

- Inhaler or EpiPen
- Other meds (held by adult leader)
- Pillow
- Watch (if waterproof)
- Compact fishing gear
- Small musical instrument

### PATROL / TROOP

See Scout Handbook 14<sup>th</sup> Ed.  
pp. 269, 109

- Stove(s) & fuel
- Lighter
- Food (Fri/Sat dinner, Sat/Sun breakfast, Sat lunch)
- Pots & pans
- Cooking & serving utensils
- Dishwashing supplies
- Trash bags
- Water in Jerry cans, 1 gallon per person, labeled w/ troop number
- Hard-sided container or rope & bear bag to contain all food
- Patrol/troop first aid kit
- Repair kit
- Roster
- Med forms
- Notebook & pen/pencil
- Leader cell phones & backup battery
- Gear needed for stations (next page)

Optional:

- Water filter / SteriPen
- Dining fly
- Menu plan
- Duty roster
- Advancement chart
- Patrol flag

### CANOEING GEAR

- Canoe (16-18 feet) for each 2 people (no kayaks)
- Paddles & lifejackets to fit participants

Optional:

- Kneeling pads
- Bailer / sponge

## Skull Island Canoe-o-Ree Lost at Sea 2026

### What to Bring to Stations

-Items to demonstrate water purification and demo the techniques

□ **Ten Essentials to Hiking/Inclement Weather/Shelter Building**

- The purpose of the station is to identify the essentials items to take on a canoe or backpacking trip
- To Identify Signs of Inclement Weather
- Build Temporary Shelter if Stranded
- How to Canoe in Inclement Weather

-Bring the Ten Essentials for hiking.

-Bring ideas on how to create a temporary shelter for bad weather

-Demonstrate canoeing in inclement weather and what to do in case of thunderstorm

□ **Build a raft to get off a deserted island. Test your design and critique how to make it better.**

-Items will be provided to build a raft.

□ **First Aid**

- **Examples of what to expect.**

-Bring a First Aid Kit and present what every item is used For

-Talk about Water Purification Methods

-Demonstrate Heat Stroke, Hypothermia Sprained Ankles Etc.

□ **Signaling**

- You will use signal flags (we provide) to transmit and receive messages from one island to another island.
- Your patrol should be prepared to send and receive Morse code, semaphore, or both.
  - Learn Morse Code by sounds, not written charts. Use an online resource such as [lcwo.net](http://lcwo.net) , [g4fon.net](http://g4fon.net) , or [morsecode.world/international/training](http://morsecode.world/international/training) .
  - Learn semaphore using the chart in the back of this packet.

### Campfire theme

**-Dad joke competition.** Compete as teams to deliver a dad joke.  
Bring your best dad jokes

## Skull Island Canoe-o-Ree Lost at Sea 2026

### Safety – On the Water

All participants are expected to follow BSA's Safety Afloat Standards, as described below.

**Qualified Supervision** – The primary leader for each Unit (Troop or Crew) is 21 or older, certified in BSA Safety Afloat, and proficient in canoeing. This leader accepts responsibility for the safety of his Unit.

**Personal Health Review** – Each participant turns in a BSA Annual Health and Medical Record form, at least Parts A & B, and a copy of his/her health insurance card. Specific limitations, special needs, or life-threatening conditions are described to staff at check-in.

**Swimming Ability** – Everyone in a canoe has completed the BSA Swimmer test within the last 12 months. Note the opportunity to complete swim checks on May 18, as shown on the front page of this packet. LIMITED EXCEPTION: Someone who has not qualified as a Swimmer may ride in a canoe with an Adult Swimmer who is proficient in canoeing, or may be ferried to and from the Island in a rowboat by event staff.

**Life Jackets** – Properly fitted U. S. Coast Guard approved life jackets (Type III recommended) must be worn while in canoes and while near the water (e.g. loading or unloading canoes). There is no swimming off Skull Island.

**Buddy System** – Each canoe is paired with a buddy boat. Buddy boats stay within 100 feet (6 boat lengths) of each other. A canoe should have two paddlers – solo paddlers with appropriate skill and experience are allowed, but must still stay with a buddy boat.

**Skill Proficiency** – Each canoe should have a proficient paddler in the back during the trip to the Island. There may be significant wind and waves to deal with. Less-experienced paddlers should start in the front for this part of the event; they will have a chance to try paddling in the back at learning sessions during the weekend.

**Planning** – Check out with a staff member when you get into your canoe, and check back in when you are back on land. This applies to the trip to and from the Island, to the Canoe Orienteering course, and to any instructional or recreational paddling. You will receive a map at event check-in; keep it with you when you're on the water.

**Equipment** – Canoes, paddles, life jackets, and related equipment must be in good repair and properly sized for their users. Carrying a spare paddle is recommended. Camping equipment must be packed to be waterproof. Loose items like cell phones and wallets should be stowed; items like glasses should be secured with straps such as Croakies.

**Discipline** – All participants must understand and follow these rules. Failure to do so may result in participants being asked to leave the event.

#### **IF YOU CAPSIZE – Stay with your boat.**

First priority is safety of the occupants. If possible, swim the canoe to the nearest shore to empty it and reenter. The buddy boat and any available staff boat should come help you. Watch for signs of hypothermia.

## Skull Island Canoe-o-Ree Lost at Sea 2026

### Safety – On Land

**Fires** are permitted only in existing fire rings. A 5-gallon bucket is provided – keep it filled with lake water while your fire is burning. In case of forest fire, alert everyone in the vicinity, and move together to a safe location. Notify HQ. Perform a head count.

The **Cliff** near the northern end of the island will be marked off with caution tape. Nobody should be climbing it, nor approaching the upper edge of the cliff.

**Minor Injuries** (scrapes, bruises, minor burns, etc.) – Use the Troop’s First Aid kit to treat the injury as needed. Notify the Camp Health Officer when convenient.

**Major Injuries** (lacerations, fractures, major burns, etc.) – Bring the victim to HQ, or send a pair of Scouts to HQ to fetch the Camp Health Officer.

If evacuation is needed, expect to use the rowboat.

In some cases, call 911 for professional help with treatment or with moving the victim. Your location is “Cliff Island, Wellington State Park, Bristol, NH”.

In case of **Weather** severe enough to make camping unsafe, troops will be given directions to evacuate.

### Getting There

Check-in and canoe loading is on the beach at Wellington State Park, 614 W Shore Road, Bristol, NH. Look for “Skull Island” signs directing you where to unload. You must arrive at check-in with all your participants by 6:00 PM, to make sure you can safely canoe to the island before dark.

### When You Arrive

When all your participants are present, bring completed roster (at the back of this packet) and med forms to the check-in tent. Outstanding payments will be taken at this time – please just **ONE CHECK PER UNIT** made out to “Daniel Webster Council”. You will be given a map showing where to land your canoes and where to camp.

Unload gear and canoes from your vehicles, then move vehicles to long-term parking. Vehicles with canoe trailers can park in the boat launch lot; all others must park in the large lot you passed on the way in.

Staff will help ensure your canoes are safely loaded and lifejackets properly fit. Any gear that is too large or heavy to go in your canoe will be transported separately, but please pack light to avoid needing this service!

**PLEASE REMEMBER: Med Forms for ALL attendees! Scouts and Adults all require a Part A&B + insurance card or will be sent home. Do NOT turn in your entire med form pack at HQ—only those attending.** These forms will be returned to you along with your patch at check-out.

## Skull Island Canoe-o-Ree Lost at Sea 2026

### Unit Roster

For each person, please indicate the date of their swim check if a BSA “Swimmer”, or write “NS” Also indicate canoeing proficiency: “Proficient”, “Some experience”, or “Novice”

(Please turn in completed roster at check-in)

Unit Type & Num (“Troop 15”, “Crew 25”)			
	Name	Swimmer? Date	Canoeing P / S / N
Primary Leader			
Cell #			
Secondary Leader			
Cell #			

### Additional Adults (use the back for more entries)

Each adult must be a registered leader, agree to the [Scouter Code of Conduct](#), and turn in a completed BSA Health Form (Parts A&B + ins card)

#	Name	Swimmer? Date	Canoeing P / S / N
1.			
2.			
3.			
4.			





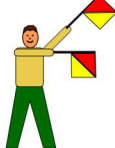
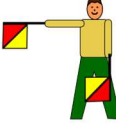


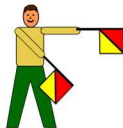


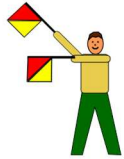


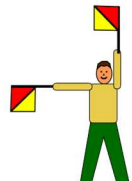
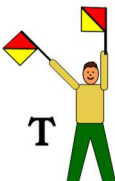


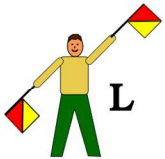


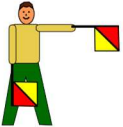
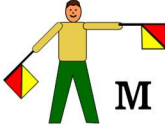

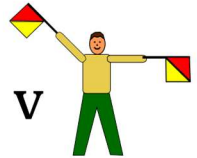
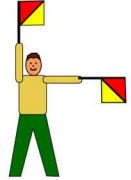
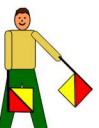
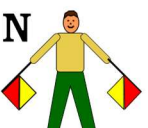



## Skull Island Canoe-o-Ree Lost at Sea 2026

### Scouts (use the back for more entries)

Each Scout requires a completed BSA Health Form (Parts A&B + ins card)

#	Name	Swimmer? Date	Canoeing P / S / N
1.			
2.			
3.			
4.			
5.			
6.			
7.			
8.			
9.			
10.			
11.			
12.			
13.			
14.			
15.			
16.			
17.			
18.			
19.			
20.			

Skull Island Canoe-o-ree Lost at Sea 2026

				
	<p><b>Attention Ready to Send</b></p>		<p><b>Space</b></p>	<p><b>Ready to Receive</b></p>
				
			<p><b>W</b></p>	
				
				
			<p><b>X</b></p>	<p><b>Z</b></p>
				
				
				
				<p><b>Numbers</b></p>
				
				
				<p><b>J Letters</b></p>
				
			<p><b>Cancel</b></p>	<p><b>Y</b></p>