

Program Guide

2018 Cub Scout Day Camp
Goldenrod District
Mid-America Council

June 23rd, 2018, Izaak Walton Park, Fremont, NE



Schedule of Events for June 23rd, 2018

Izaak Walton Park, Fremont, NE

	Fishing	Yard Games	Identify	Nature Hike	HAM Radio	Crafts
8:30 AM	Check-In / Opening Ceremonies					
9:15 AM	Den 1					Den 2
10:00 AM	Den 2	Den 1				
10:45 AM		Den 2	Den 1			
11:30 AM	Lunch					
12:15 PM			Den 2	Den 1		
1:00 PM				Den 2	Den 1	
1:45 PM	Snack					
2:00 PM					Den 2	Den 1
2:45 PM	Clean-Up / Closing Ceremonies					
3:00 PM	Dismissal					

Passport to Adventure


<i>PASSPORT TO ADVENTURE</i>		
Please sign completed stations and complete the entire card to earn a reward.		
 NATURE HIKE	 CRAFTS	 FISHING
 HAM RADIO	 YARD GAMES	 IDENTIFY
 Fremont Day Camp Goldenrod District		June 23rd, 2018 Mid-America Council 

Each Scout will receive a “Passport to Adventure” and lanyard during check-in. Passport’s will be color coded to the den each Scout is assigned to.


As the Scout proceeds through each area, the station leader will cross off or initial the appropriate “adventure” for them.

On the back of the Passport will be a sticker with the name of the Scout.

Izaak Walton Park Map



Potato Powered Light



Supplies

- A large potato
- Two pennies
- Two zinc-plated nails
- Three pieces of copper wire
- A very small light bulb or LED light

Directions

Cut the potato in half, then cut a small slit into each half, large enough to slide a penny inside. Wrap some copper wire around each penny a few times. Use a different piece of wire for each penny. Stick the pennies in the slits you cut into the potato halves. Wrap some of the third copper wire around one of the zinc-plated nails and stick the nail into one of the potato halves. Take the wire connected to the penny in the half of potato with the nail and wrap some of it around the second nail. Stick that second nail into the other potato half. When you connect the two loose ends of the copper wires to the light bulb or LED it will light up.

Spoon Catapult



Supplies

- 6 popsicle sticks
- 4 rubber bands
- 1 plastic spoon
- Marshmallows

Directions

1. Wrap a rubber band around 2 of the popsicle sticks at one end.
2. Wrap the rubber band around 4 of the popsicle sticks on both ends
3. Wedge the stack of popsicle sticks in the open end to make a lowercase "T"
4. Wrap a rubber band on the top single stick.
5. Slide the spoon into the rubber band.
6. Have fun!

Nature Hunt & Hike

Supplies

- 1 Nature Hunt & Hike Card
- 1 small pencil

Pair up with the Buddy System. Take a nature hike and look for the items on the Nature Hunt & Hike Cards. How many can you find?

Flower Water Tree Spiderweb Bug Rocks Bird Tree Bark	Butterfly Grass Green Leaf Brown Leaf Ant Fern Cloud Sand
---	--


HAM Radio Adventure

A HAM Radio club will be active during the Fremont Day Camp.

The Scouts will get to experience a HAM radio in action and see first hand how important HAM radios can be during an emergency.

HAM radio staff will also be on site to answer questions and visit with the Scouts.

Identification Station



The purpose of this activity is to teach Scouts how to identify common insects, animals, and plants in our local geographical area.

Each Scout will get an identification pamphlet (example above) which we will give time for them to look through.

The Scout will have to identify ticks, lightning bugs, and other critters which will be on hand (in a preserved form). Also available will be leaves and tree seeds to identify. Each Scout will get an aloe leaf to peel apart and feel.

We will have the Scouts get a little bit of grease on their hands to simulate poison ivy/oak oil and experience how hard it is to wash off.

A more detailed guide will be available for the station volunteer at the Day Camp facilities.

Fishing

Fishing will take place during the Fremont Day Camp. No fishing license is required because the lake at Izaak Walton Park is private.

Fishing rods and other needed equipment will be provided from the BSA Day Camp Trailer. We will be operating a catch and release program.

Yard and Field Games

Yard and Field games may vary by den and number of Scouts in each den.

The Day Camp Trailer will have a large supply of games to choose from. Day Camp Staff will decide on specific games during the Day Camp.

One fun game is listed below that can be used as a “time filler” by Day Camp Staff between activities.

Traveling the Country

The leader tells the Cub Scouts they are each going on an imaginary trip somewhere in the country. The leader starts by asking each player where he is going. Each player can choose to go anywhere in the country he wishes, but must answer all subsequent questions with words that begin with the first letter of the place he is going. For example, if a boy is going to Spain and the leader asks, “What are you going to do there?” appropriate replies might be “Slurp sundaes” or “Sing silly songs.” A player going to China might say “Chase crazy cats.” Answers should be limited to two or three words and players should be given a reasonable time to think of them.

Audience Participation & Songs

Use to fill extra time or entertain during lunch!

Rhythmic Exercise

Everyone stand.

Now, hands on your hips, hands on your knees,

Put them behind you, if you please.

Touch your shoulders, touch your nose,

Touch your ears, touch your toes.

Raise your hands high in the air,

At your sides, on your hair,

Above your head as before

While you clap, one-two, three-four.

Now hands upon your head again,

On your shoulders, around you spin.

Then you raise them up so high.

And make your fingers quickly fly.

Then you stretch them out toward me,

And briskly clap them one, two, three.

Cub Scout Harmony (Tune: I'd Like to Teach the World to Sing)

I'd like to teach the world to sing,

In Cub Scout harmony,

Cub adventures would be the thing,

That everyone would see.

Each Tiger, Wolf, Bear and Webelos,

Is doing all he can,

To "Do His Best" with all the rest

Of Cub Scouts in the land!

(Chorus)

We're the real thing (Cub Scouts)

Why not join us, you'll see

What fun can really be (oh, yeah)

We're the real thing.

Audience Participation & Songs

When you Travel (Tune: Clementine)

When you travel, don't unravel!
Plan your trip ahead of time.
Those who go around in circles,
Never leave and stay behind.

He's Got the Whole World in His Hands

He's got the whole world in his hands,
He's got the whole world in his hands,
He's got the whole world in his hands,
He's got the whole world in his hands,

He's got the Teeny Tiny Tigers in his hands...
He's got the Brand New Bobcats in his hands...
He's got the Wiggle Worm Wolves in his hands...
He's got the Big Brave Bears in his hands...
He's got the Weary Working Webelos in his hands...
He's got the Dedicated Den Leaders in his hands...

Cub Scout Smile (Tune: John Brown's Baby)

I've got something in my pocket,
It belongs across my face,
I keep it very close at hand,
In a most convenient place,
I'm sure you couldn't guess it,
If you guessed a long, long time,
So I'll take it out and put it on,
It's a great big Cub Scout smile.

Audience Participation & Songs

Yogi Yogi Bear

I know someone you don't know
Yogi, Yogi
I know someone you don't know
Yogi, Yogi Bear
Yogi, Yogi Bear
Yogi, Yogi Bear
I know someone you don't know
Yogi, Yogi Bear

Yogi has a best friend too
Boo Boo, Boo Boo
Yogi has a best friend too
Boo Boo, Boo Boo Bear
Boo Boo, Boo Boo Bear
Boo Boo, Boo Boo Bear
Yogi has a best friend too
Boo Boo, Boo Boo Bear

Yogi has a sweet girlfriend
Cindy, Cindy
Yogi has a sweet girlfriend
Cindy, Cindy Bear
Cindy, Cindy Bear
Cindy, Cindy Bear
Yogi has a sweet girlfriend
Cindy, Cindy Bear

Yogi has an enemy
Ranger, Ranger
Yogi has an enemy
Ranger, Ranger Smith
Ranger, Ranger Smith
Ranger, Ranger Smith
Yogi has an enemy
Ranger, Ranger Smith

Yogi lives in Jellystone,
Jelly, Jelly
Yogi lives in Jellystone
Jelly, Jellystone
Jelly, Jellystone
Jelly, Jellystone
Yogi lives in Jellystone
Jelly, Jellystone