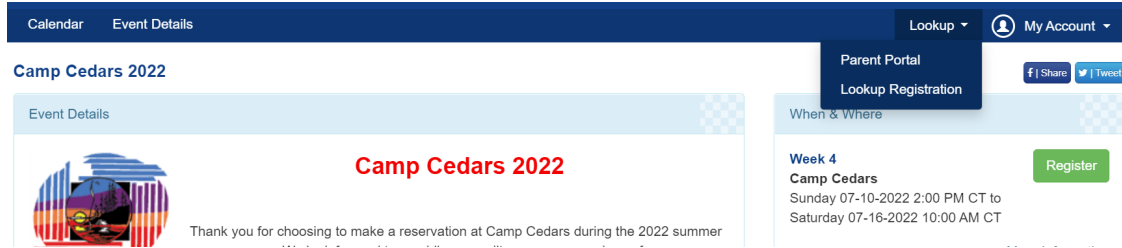


# Online Blue Cards

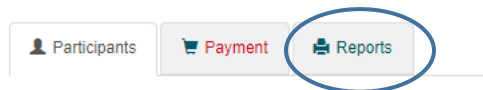
1. Go online to <https://scoutingevent.com/326-Cedars22>
2. Click on “Lookup” in the top right corner
  - a. Unit registrations select “Lookup Registration”
  - b. Families select “Parent Portal”



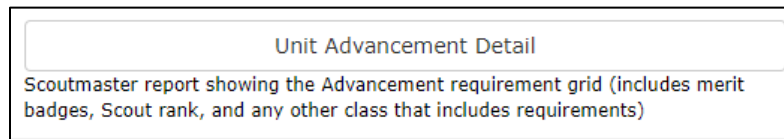
3. Enter in your email address and Registration number and select View Registration:
  - a. Registration # example 326xxxxxx

A screenshot of the 'View Existing Registration' form. The form has a title 'View Existing Registration' and a sub-header 'Have a Log In Account? If so, log In to see existing and previous registrations'. It contains two input fields: 'Registration Contact Email Address' and 'Registration Number'. Below the fields are a blue 'View Registration' button and a link for 'Forgot Registration Number'.

4. Click on “Reports” on the top header.



5. Click “Unit Advancement Detail” report



- a. This report will explain per Scout what requirements are marked off and if the merit badge/activity was completed.
- b. Note: The blue cards report may not show all the requirements.

Questions about Records?  
Contact [mac@scouting.org](mailto:mac@scouting.org) or 402-431-9272