



Scouting America

GREATER ST. LOUIS AREA SCOUTING

# TIGER CAMP

Tiger Cub Parent/Leader Guidebook  
Quick Reference



2026  
*Advancement Camp*  
PROGRAM GUIDE

**TIGERS / 1<sup>ST</sup> GRADE**

GREATER ST. LOUIS AREA  
SCOUTING





## Welcome to Advancement Camp!

Welcome to our Cub Scout Advancement Camps, located on scenic Scout reservations featuring forests, trails, lakes, and exciting activity areas designed for outdoor adventure, learning, and unforgettable summer camp experiences.

### What's inside this manual:

- registration information
- programming
- packing list
- camp rules
- check-in
- advancement
- camp map

### Contact us:

- Email the Camping Department  
[camping@stlbsa.org](mailto:camping@stlbsa.org)

Call us at 314-256-3140

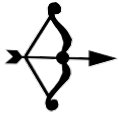
# Summertime at Advancement Camp

## Camp Activities



Instructional Swim

Free Swim



BB Guns



Archery

STEM Experiments



Nature

Outdoor Skills



Advancement in the Scout Program

## Enjoy Every Advancement!


During your camp you will get to enjoy many of the following:

- ◆ Mud cave / nature fun
- ◆ Trading post
- ◆ Gaga ball pit
- ◆ CubWorld playgrounds
- ◆ Climbing tower
- ◆ Creek / Aquatics

**All participants get a camp patch!**

## Evening Program

Evening programs will vary by length of camp, but can include a campfire show by the camp staff and/or an evening where Scouts can participate in their own campfire skits on their campsite or enjoy evening adventures.



**Scouts get more than just a fun summer camp**

Parents report that their kids learned new skills, grew confident in activities they were first scared to do, and made new, lasting friendships.



## Camp Registration

### Register at [stlbsa.org](http://stlbsa.org)

Questions while going through the registration process?

Contact us at 314-256-3140 or [camping@stlbsa.org](mailto:camping@stlbsa.org)

### Parent Portal

This is an optional tool for your Pack that allows one parent or leader to sign up the whole group of Scouts without paying for everyone, giving that person log-ins for parents to go in and pay for their Scouts individually. You will see this feature while registering.

If you have questions about activating the Parent Portal, please reach out to the program department at 314-361-0600, or [camping@stlbsa.org](mailto:camping@stlbsa.org)

### Camperships

Also known as financial assistance, camperships are available for registered scouting families who otherwise would not be able to send their Scouts to camp.

Please find the application at [cubcamping.stlbsa.org](http://cubcamping.stlbsa.org)

## What camps are at included in Advancement Camp?

### Tigers – Single Day Adventure

#### Camp May – Beaumont:

Session 1: June 15 9:00 a.m. – 4:00 p.m.

Session 2: June 22 9:00 a.m. – 4:00 p.m.

Session 3: June 29 9:00 a.m. – 4:00 p.m.

#### Camp Famous Eagle – S-F Scout Ranch:

Session 4: June 29 9:00 a.m. – 4:00 p.m.

#### Rhodes France Scout Reservation:

Session 5: July 6 9:00 a.m. – 4:00 p.m.

# What to do before camp

1. Every Camper (youth and adult) must bring a Scouting America annual Health and Medical Record, parts A and B.
2. If any campers have food allergies or other dietary restrictions, please complete the Special Diet Request Form found on the registration page.



## What to Pack?

- day pack
- reusable water bottle(s) (we suggest 3)
- sturdy walking shoes or preferably boots
- sandals (closed-toe are ideal for creek activities)
- raincoat or poncho
- sweatshirt or jacket
- swim suits
- extra pair of clothes to get dirty in mud cave
- towel
- sunscreen
- insect repellent (non-aerosol recommended)
- personal first aid kit
- spending money for snacks and souvenirs
- goggles

*Please note that pets, fireworks, alcohol, sheath knives, nonprescription drugs, and personal firearms are not allowed in camp. We also do not recommend bringing any items of value and unsecured food that may attract animals.*

# Know before you go:



## • **Adult supervision at Cub Advancement Camps:**

- For all Scouting events, including summer camp, there must be two adults acting as the adult supervision for the Scouts in your Pack or Den. If your unit does not have two adults at camp, the camp office will “pair” your unit with other units so that there are always multiple adults on
- campsites and while in program areas with the scouts. There is no maximum number of adults, but there is a minimum of at least
- one adult for up to every four Scouts. If there are adults sharing leadership by being at camp for parts of the session, they are welcome to switch in and out, as needed, but must check in at the camp office.

### **General Camp Rules**

- While walking around camp, Scouts should be with a buddy, always.
- Please do not feed or catch wildlife.
- Passengers of cars must be in seats with seat belts when driving on camp
- Adults who smoke must do so away from Scouts’ view.
- If there are any unauthorized or questionable persons in camp that you or your Scouts notice, please speak with the Camp Director to ensure unauthorized persons are escorted out of camp.

### **Scout Discipline**

- The Scout Oath and Law are the rules and expectation at camp.
- In the event of inter-Pack conflict, the Pack adult(s) are responsible for discipline.
- The Camp administration will send a Scout home immediately who steals, vandalizes, or intentionally places him/herself or others in danger.

### **Emergency Procedures**

Emergency procedures will be posted in the campsite and reviewed the first day of camp during check-in and before campfire.

### **Youth Protection**

*The safety and security of our youth in camp is of paramount importance.*

- Anyone who suspects, knows of, or witnesses a camper being mistreated must notify the Camp Director immediately.
- Anyone mistreating a camper, in any way, will be escorted out of camp immediately.
- We recommend all adults in camp, at all of the types of camps, have completed youth protection training, but it is only *required* of adults staying in camp for 72 hours or longer.
- In line with that, adults are not permitted to tent with a Scout unless they are the Scout’s parents/guardians.

# Camp Check-In

In the week leading up to your camp session, your registration contact will receive an email from the camp staff with your specific check-in time and process.

At check-in, please be prepared to have someone from your group confirm everyone is there or on the way, and if you have any balances, please come prepared to settle them with credit, check, or cash.

As part of check in at Advancement Camp involving overnight stays, all campers will go through a brief medical review of their Scouting America health form.



## Camp Meals

A team of registered dietitians creates the menu for Camp May. You can look forward to items such as:

Lunch is typically items such as sandwiches, hot dogs, pizza, chicken strips, etc. served with various sides such as mac n cheese, fruit salad, veggie sticks, etc. and always has a dessert option too – yum!

**Food allergies?** Be sure to fill out a food allergy form during the registration process.



## Types of Swim Tests:

1. Non-swimmer: get in the water, splash around and cool off (this is optional).
2. Beginners: swim 50 feet, including one sharp turn and submerging completely underwater.
3. Swimmers: swim 75 yards, unbroken, with a strong forward stroke, swim 25 yards in a resting backstroke, and then float in the water for several seconds.

# At Camp

## Camp Office:

The Camp Office is your primary question/answer location at your camp property. Stop by to obtain schedules, updates and answers.

## Trading Post:

This is a great place to pick up miscellaneous supplies you may need at camp such as sunscreen, toothpaste and snacks, and an excellent place to get your camp souvenirs like t-shirts, hoodies, mugs, etc.

## First Aid:

Advancement Camps are staffed by emergency personnel (health officer) who have a first aid area available at camp. All injuries and illnesses should be reported to the health officer.

- Participants with serious injuries requiring hospitalization will be transported to the nearest appropriate medical facility.
- If an emergency occurs that requires you to call 911, please call immediately then send a messenger to the camp office.

Medications should be kept secure and dispensed by the parent or unit leader at camp. When needed, the health officer will hold medications requiring refrigeration or that the adults feel uncomfortable holding.

**More questions?** Visit our Frequently Asked Questions on our website at: <https://stlbsa.org/camps/cub-scout-day-camps/cub-overnight-camp-faq/>



## Cub Scout Camp Advancements

- Various Cub Scout electives will be presented at each camp property.
- Summer camp is designed to allow Cub Scouts to earn their Cub Scout elective advancements, while reserving the required advancements for the pack to do together during the school year.
- A complete list of advancements will be emailed to all attendees after summer camp.
- A preview of planned electives and fun adventures is included here in the camp guide as a point of reference for planning, however campers may have the opportunity to earn different or more electives according to any updates to program at each property respectively.

# Tiger Camp Daily Camping Schedule

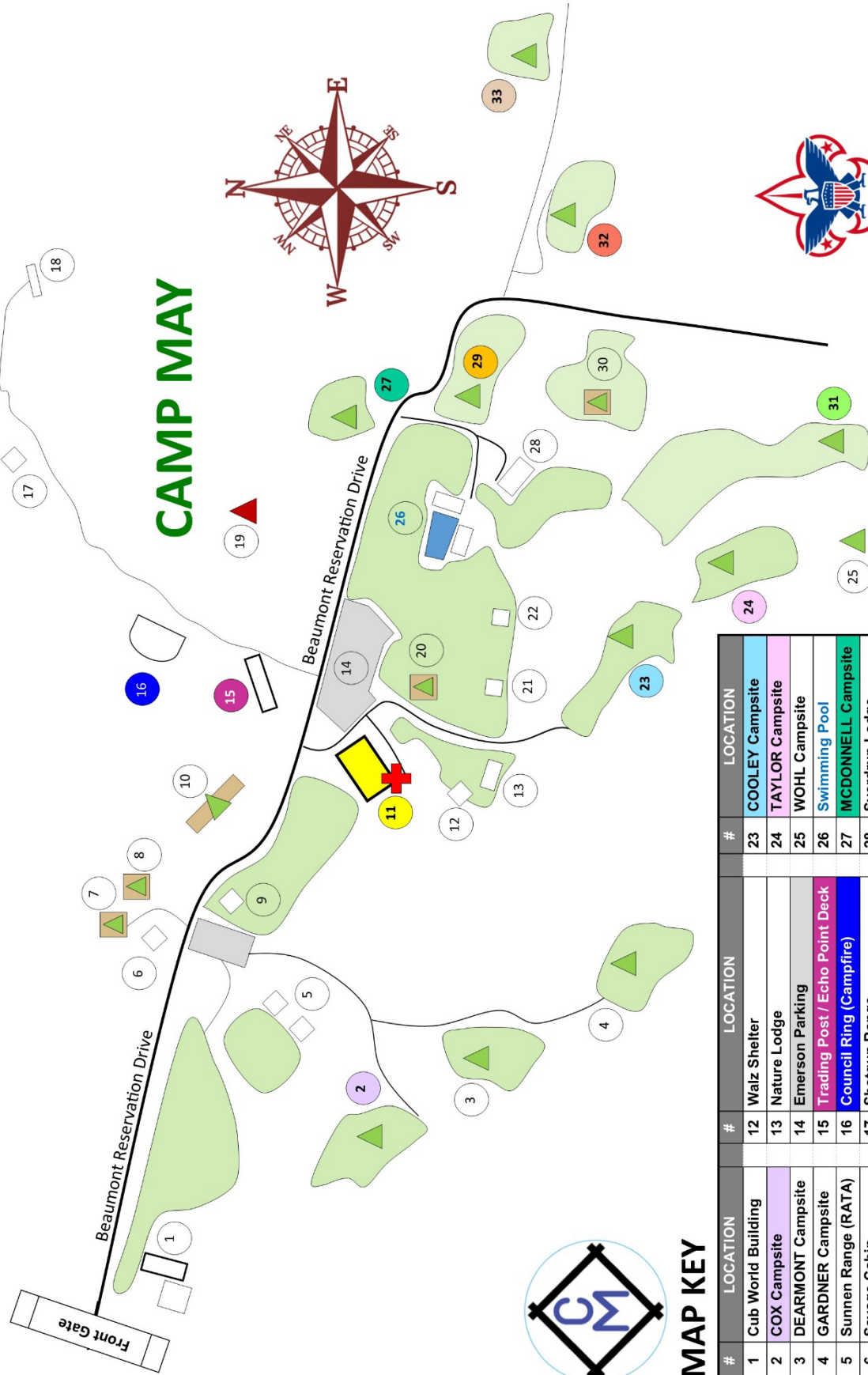
TIME	ACTIVITY
8:30am	Tiger Camp Opens
9:00am	Check in
9:30am	Opening Ceremony
10:00-10:45am	Assigned Program Rotation
11:00-11:45am	Assigned Program Rotation
Noon	Lunch
12:30pm	Fun with Friends
1:00-1:45pm	Assigned Program Rotation
2:00-2:45pm	Assigned Program Rotation
3:15pm	Closing Ceremony & Check-Out

***Please note that this schedule is subject to change.***  
 All changes will be announced at the beginning of the day.


## Tiger Camp Electives & Accomplishments

ELECTIVE
Tigers in the Water
Champions of Nature Tiger
Race Time Tiger
Summertime Fun
Range & Target Sports Program Area - Covers all council-approved shooting sports activities. Electives supported (All Ranks): BB Guns, Archery, Slingshot

***Please note that these electives are subject to change.***







# CAMP MAY



**GREATER ST. LOUIS  
AREA SCOUTING**

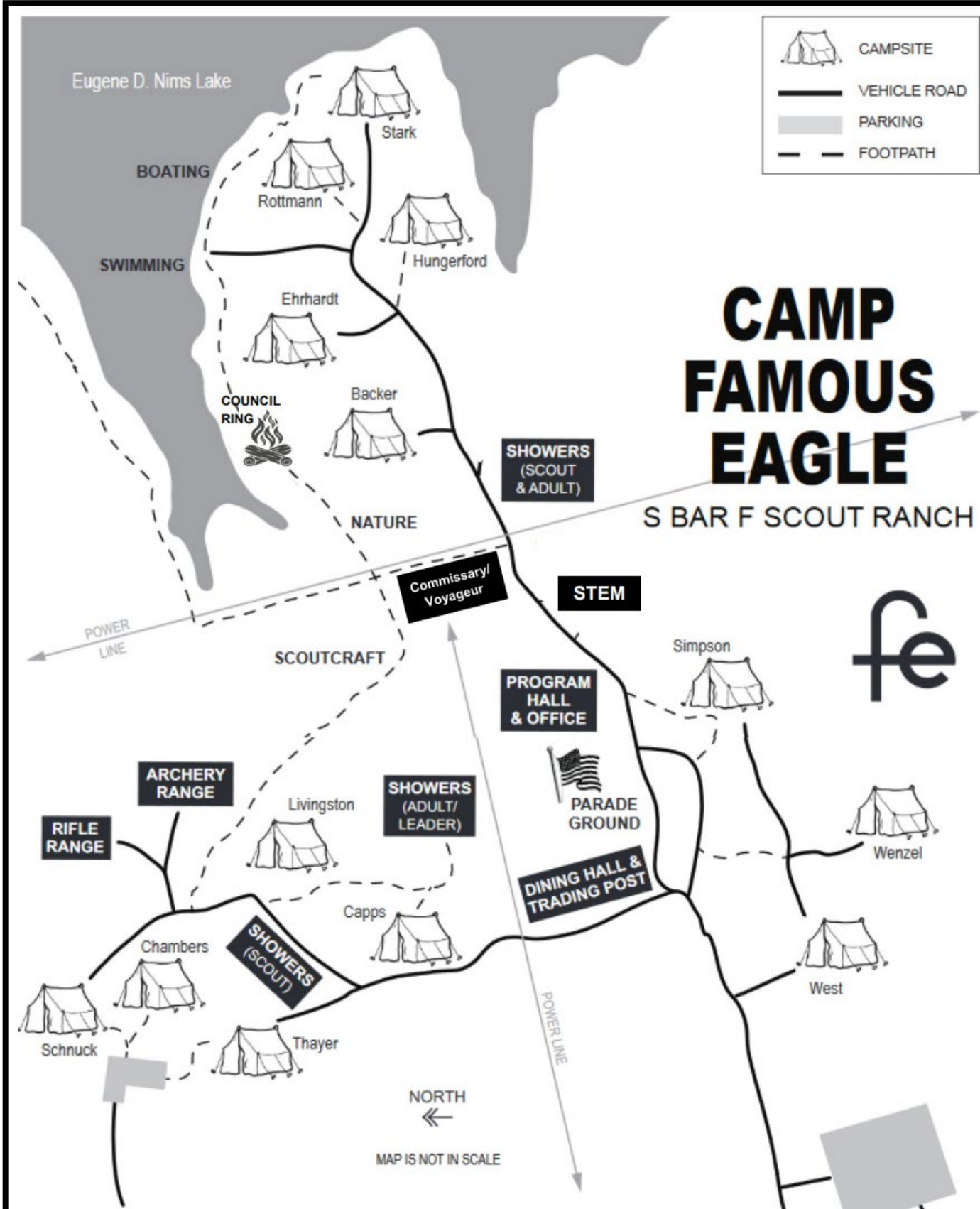
## MAP KEY

#	LOCATION	#	LOCATION	#	LOCATION
1	Cub World Building	12	Walz Shelter	23	COOLEY Campsite
2	COX Campsite	13	Nature Lodge	24	TAYLOR Campsite
3	DEARMONT Campsite	14	Emerson Parking	25	WOHL Campsite
4	GARDNER Campsite	15	Trading Post / Echo Point Deck	26	Swimming Pool
5	Sunnen Range (RATA)	16	Council Ring (Campfire)	27	MCDONNELL Campsite
6	Savage Cabin	17	Shotgun Range	28	Sverdrup Lodge
7	McBride Cabin	18	Rifle Range	29	ORRICK Campsite
8	Jordan Cabin	19	Walter Head Memorial Chapel	30	Lantz Cabin
9	Climbing Tower / Flags	20	Beckett Cabin	31	VOLLMAR Campsite
10	Cabins A & B	21	Scoutcraft Shed	32	SVERDRUP Campsite
11	EMERSON Building	22	Lucas Shelter	33	MCMILLAN Campsite

	CAMPSITE
	VEHICLE ROAD
	PARKING
	FOOTPATH

# CAMP FAMOUS EAGLE

S BAR F SCOUT RANCH



MAP IS NOT IN SCALE



BOY SCOUTS OF AMERICA  
GREATER ST. LOUIS AREA COUNCIL

