



Greater St. Louis Area Council BSA Parent & Pal Campout 2024

A Parents' Guide to...



Cubcraft: Explore, Build, Survive

**Camp Warren Levis, Godfrey, IL
April 19-21**

Welcome and Thanks!

Welcome to the 2024 Parent & Pal Camping opportunity. We are honored to provide you with what will be an amazing opportunity for you and your Scout to journey down the Scouting Trail together.

There's lots of adventures to enjoy at Warren Levis!!! Our theme this year is Cub Craft and will offer your Scout and yourself opportunities to "Safely" participate in activities that will create memories you will treasure. Along the way, you will also get to participate in the "Camp Standard" programs such as BB Guns, Archery, and Fishing. PLEASE NOTE: Some of our activities planned for this year will be outside and weather dependent. PLEASE, PLEASE, PLEASE make plans for the weather and bring extra clothing, socks, and shoes to keep our little campers warm and dry after the fun has been had!! Feel free to wear Minecraft apparel to fit the theme to gain extra experience points (xp).

What to expect when you arrive at camp:

- You will be greeted by a Staff member at the Parking area who will direct you to either park or proceed to your camping area (weather permitting). Please consolidate vehicles back to the camping area to reduce congestion on the roads/walkways.
- You will be directed to your campsite and allowed to unload your vehicle (weather permitting) after checking in. Please note: Your vehicle may be trapped at the campsite until you can safely move it back to the parking lot. By 8:00pm we will need **ALL** vehicles back in the parking lot.
- We will not be collecting Health Forms until after you have arrived at your campsite to prevent clogging at the main entrance. You **will be REQUIRED** to turn this in prior to or during the parent's meeting on Friday evening. We will be set up at the Swaim Lodge building to complete check-in and collect paperwork.
- There is a **MANDATORY** parent's meeting on Friday evening. We will be providing supervision during this event so you are free to attend "child-free".
- **PLEASE** read **all** the information contained in this packet PRIOR to arriving at camp and let us know if you have any additional questions.

At the conclusion of camp, you will be asked to complete an evaluation. Evaluations are a critical tool used by Directors and the Council to constantly improve our programs. Your time and thought are greatly appreciated as we strive to provide the best possible program for your Scouts.

Yours in Service,

Charles Gerth, Camp Director
Tim Moore, Program Director
Suzie Voss, Staff Advisor
And ALL of the 2024 Staff members

CAMP WARREN LEVIS

Address: 5500 Boy Scout Lane
Godfrey, IL. 63035
Phone: 618-466-4141

Location and Directions








From the intersection of I-270, I-255, and IL-255 between Glen Carbon and Pontoon Beach, proceed north on IL-255 for 10 miles. Take exit 10 for IL-111/IL-140 towards Alton/Bethalto. Proceed approximately 4 miles to IL-111N/IL-3N/Homer Adams Parkway and turn right. Proceed 4.5 miles on Homer Adams Parkway until it comes to a t-intersection at Delmar Ave. Turn right at Delmar Ave/IL-3N and proceed 1.4 miles to Boy Scout Lane. There is a BP gas station on the corner of IL-3 and Boy Scout Lane. Turn right at Boy Scout Lane and proceed 0.6 miles to camp entrance. Park in the grassy field just to the right after entering the camp. Do not proceed beyond the parking lot without a vehicle pass.


History of Camp Warren Levis

Camping and outdoor activities have been a main part of the program at Camp Warren Levis since its beginning 80 years ago. Camp Warren Levis was originally owned by the Piasa Bird Council. The Piasa Bird Council's first camping area was called Camp Hawley, and was located just north of Route 100 in Godfrey, IL. Camp Hawley was established in May 1921 at Rocky Fork on Grafton Road. Camp Hawley was on a site that was used many years before as a slave refugee station. The first summer camp was held on July 11, 1921 and thirty scouts attended. Camp Hawley became the sole property of the Boy Scouts when deed was transferred by Andrew T Hawley on April 1, 1924. 160 acres of land in Godfrey, IL, was added by Mr. and Mrs. George Levis in memory of their son, Warren, who died in 1906. The council named the camp in his honor. Dedication of Camp Warren Levis and the first summer camp took place on July 7, 1924. In 1945, a capital development plan was initiated for the camp, and a lake was built along with other facilities. Currently the camp offers dining hall meals, a swimming pool, shooting sports area, handicraft and nature areas. In 1984, the COPE (Challenging Outdoor Personal Experience) Course was constructed. In 2001, the course was remodeled adding additional challenges and a 400-foot zip line along with a climbing/repelling tower and rock wall. Today, Camp Warren Levis is on 285 acres and is home to Boy Scout and Cub Scout programs in the former Lewis and Clark Council, now Greater St. Louis Area Council.

Camp Warren Lewis

5500 Boy Scout Lane
Godfrey, IL 62035

	Road		Program
	Trail		Camping
	Creek		Latrine
	Property Line		



**Lewis & Clark Council
Camp Warren Lewis**
- Est. 1921 / 253.76 Acres -
Map produced using MAP aerial
photography, NED topography, and manually
collected GPS data.

Cartographer: Robert Smith, Scout Map Icons Collection (2011)
Data Collection: Eric D. Adams, Nicholas Toller
Published: March, Version 2.0

WHAT TO BRING TO CAMP

Rain gear and cap
Non aerosol insect repellent
Money for Trading Post
Backpack or Day Pack
Tent
Class A Uniform (for flag ceremonies)
Class B Uniform or any other Scout t-shirts
Pirate or themed costume
Closed toe shoes (no crocs, sandals, flip flops or Heelys)
Extra pair of shoes
Sleeping bag and sheet(s)
Ground cover
Lawn Chair (if desired)
Towel(s)
Toiletries
Medication (if required) *Camp Medic must be aware of this at Check-in
Extra Clothing as desired (Prepare for the weather conditions)
Sunscreen
Pillow
Fishing Tackle and Bait (also provided at program area)
Water Bottle
Completed BSA Health History Parts A and B of Form 34605

ARRIVAL AND CHECK-IN AT CAMP

On Friday, participants will be allowed to start check-in as early as noon and ALL campers should plan to arrive **no later than 7pm**. The camp will not be open to participants prior to noon. (Except by reservation through the Camp Director or Program Director.)

Parking will only be in the designated areas and it is important to follow the directions to the camping areas and check-in points.

The parking areas will not be adjacent to the campsites. Additionally, due to safety and other concerns, it may not be feasible to allow personal vehicles down camp roads to the campsites to load and unload. All vehicles must check-in at the Gate. Whether or not driving to campsites is allowed is determined case-by-case by the Camp Director taking into account ground conditions, camp size, and other factors. When packing, Be Prepared to carry all your gear to the campsite if weather conditions prevent driving to the campground. A child's wagon can be very useful for carrying camp gear. Families with special needs, contact the Camp Director or Program Director.

Health Forms will be collected **after camp is setup**. Please ensure Health Forms are completed (Parts A and B for event participants) and signed, this will expedite the check-in/arrival process. **All registered staff and participants, including adults and siblings, must have a completed Health Form.**

During check-in, a distinctive form of identification (ex. wristband or nametag) will be handed out to each participant. **All persons, regardless of age, must wear this as identification at all times on camp property.** Camp staff will also have a distinctive identification. Anyone without his or her identification will be asked to leave the camp property. Please notify the Camp Director or Program Director of anyone not having the proper identification. This is for EVERYONE'S safety.

*****Should anyone need access to power for medical reasons such as CPAP or other devices for sleeping, please let the Camp or Program Director know as soon as possible (email:parentandpalgslac@gmail.com). Limited access to these are available and will need to be planned for. For medications/ medicines that need to be refrigerated, the Camp Nurse will be able to keep these items secured until they are needed. It is the responsibility of the adult to notify the Camp Nurse and procure the medicine at the appropriate times, not the Camp Nurses responsibility to remind you when to administer medicine to your Scout or yourself.*****

MEALS

There will be no dinner served on Friday night at Parent & Pal. A light snack will be served during the evening activity. Families are welcome to bring their own food to prepare dinner at their campsite. (See below for ground fires.) Above ground fire pits and small propane grills are allowed.

The following meals will be served at this Family Camp:

- Friday Night – (dessert)
- Saturday – Breakfast, Lunch, Dinner
- Sunday – Light Breakfast

All camp supplied meals will be eaten in the camp Dining Hall. Families should line up in a designated area outside the Dining Hall for a group grace prior to entering. Remove hats prior to entering the Dining Hall. Meals are typically served cafeteria style. Do not go up for seconds until the Head Chef or Dining Hall Steward calls "Seconds". **Tables are bussed and cleaned by participants.**

If you have not already done so online and have food allergies or have special dietary needs, please send an email to the Camp Director so arrangements can be made to ensure a proper meal is available. Emails can be sent to: parentandpalgslac@gmail.com.

TRADING POST

A camp store, known as the Trading Post, will offer snack items and sodas. Extra camp T-shirts and other Scout items will also be available.

GENERAL CAMP RULES

- **ALWAYS** have a buddy, including visits to the latrine.
- Youth must remain with their family. If a youth must leave the family, such as to use the latrine, an adult family member must be informed. Always have a buddy.
- Adhere to the Scout Oath and Scout Law at all times.
- Be courteous at all times, especially when others are speaking or when waiting in line.
- Obey all "off limits" signs and announcements.
- Flashlights must be aimed at the ground in front of the person at all times. Please do not shine your flashlight in other peoples or animals eyes.
- Abide by the quiet time listed in the schedule.
- ALL campfires must be out by 10:30PM. Please follow proper fire etiquette and you **MUST** use the supplied fire rings. Fires **MUST** be attended at ALL times and should be cold before leaving them or going to sleep.

SPECIAL RULES FOR ARCHERY AND BB ACTIVITY AREAS:

- Use only marked entrances and exits into and out of perimeter of Archery and BB range.
- Always ask for and receive permission to enter BB and Archery ranges from camp staff member at that activity area before entering.
- Camp staff at the Archery and BB ranges will explain other safety rules.
- There is a minimum age set by BSA for shooting sports participation at Family Camp, station leaders can use discretion when determining the age of child and whether they are allowed to shoot. If a young child is allowed to participate, the parent must assist the leader to insure the safety of the young child and other participants.

ADDITIONAL CAMP RULES FOR PARENTS AND STAFF

- Parents and Staff must follow the General Camp Rules.
- Camp is managed using the most up to date National Camp Accreditation Program standards
- Activities are run using the Guide to Safe Scouting.
- Adults may only smoke in their cars in the parking lot, out of sight of youth. Place cigarette butts in vehicle ashtrays. If parents leave to smoke, ensure youth are adequately supervised prior to departure.
- No alcoholic beverages, drugs or fireworks are allowed in camp.
- No firearms, knives or other weapons are allowed in camp other than those brought by staff for specific activities. Parents may have a small pocket knife. Cub Scouts with a Whittling Chip may also have a small pocket knife.
- No swearing or abusive language is allowed in camp.
- Camp staff will wear class A uniforms or camp staff t-shirts.

PARENT EXPECTATIONS

- Lead Scouts and siblings from one camp activity to the next according to the camp schedule.
- Assist Station Leaders with planned activities as requested.
- Assist station leaders with behavior management as needed.

GROUP ASSIGNMENTS AND PARTICIPATION

Every effort will be made to keep families from local Packs together, but in some cases, families from different Packs or towns may be grouped together. Encourage youth from different units to cooperate during activities. Group assignments are distributed at check-in. Do not change groups without Camp/ Program Director approval.

Adults are encouraged to participate in activities with the youth where the situation allows; youth will enjoy seeing adults shoot BB's or play games with them. However, if time becomes an issue at a station, give priority at the activity to the youth participants. Remember; at Family Camp siblings have paid the same fee to participate as Scouts, so afford them an equal participation opportunity. Due to safety concerns, at the discretion of the Station Leader, pre-school aged family members may not be allowed to participate in certain activities.

EMERGENCY PROCEDURES

All staff, including youth staff, are trained in camp-specific emergency procedures. Parents may be asked to assist staff, but need to follow staff directions at all times.

The Emergency Assembly Area for Camp Warren Levis is the flagpole in front of the Dining Hall. The Emergency Shelters are the basement of the Dining Hall and the restrooms under the Trading Post.

If out in the open, lie flat in a ditch or depression. The area below the dam spillway (creek, nature trail, and shooting range) is prone to flooding in heavy rain. If caught below the dam, get to higher ground if it is raining or has rained.

FIRST AID

There is a Camp Health Officer on site. The Health Officer will be at the Camp Office in Swaim Lodge, or can be reached by radio or cell phone. For a minor injury, an adult should bring the injured person to Swaim Lodge, after ensuring other campers under his/her care will be adequately supervised.

When the injured person cannot be moved, the Health Officer should be notified by radio or cell phone (if available) or by sending an adult messenger to Swaim Lodge Office.

The Camp Health Officer will inform the Camp Director or Program Director of all injuries or illness at camp. If necessary, notification and transportation to a local hospital will be arranged by the Camp Health Officer and Camp Director. When required, the Camp Director will inform the Scout Executive. When required, notification of parent, guardian, or nearest relative is the responsibility of the Scout Executive or designated representative. Local authorities (fire, police, etc) will be notified by the Camp Director when dictated by the situation.

SEVERE WEATHER

Most camp activities will continue in light to moderate rain. In case of heavy or continuous rain, rainy day activities may be substituted. Station Leaders are expected to have alternative activities ready.

The Staff Advisor and Camp Director are equipped with severe weather radios and have internet weather resources available. In case of inclement weather, they will closely monitor the situation and if a severe thunderstorm, tornado watch or warning, or other severe weather is approaching, they will take appropriate action to ensure all personnel have time to take shelter.

In the event of severe weather, upon hearing one long bell or horn, all adults and Scouts will proceed to the designated assembly area.

LOST CHILD

If it is determined that a child is not with his or her group and is nowhere in the general area of the group, send an adult or two older youth to notify the Camp Director or Program Director immediately. The Director will implement lost child procedures for the specific camp facility. Each camp has a specific written plan for lost children. The Director may request the assistance of parents.

FIRE

A fire in or near an activity area should be reported immediately to the Camp Director or Staff Advisor so firefighters can be called. The parent's primary responsibility is to escort youth safely out of danger, checking attendance to ensure all group members are present. If anyone is not accounted for, an adult should quickly search the immediate area, while other parents return to the camp assembly area with their group. If the missing person is found, he/she should be led to rejoin his/her group. If the missing person is not immediately found, the Lost Child Plan is put into effect. If the camp assembly area is not safe, an alternate location will be announced. In case of fire, it is critical to have a complete accounting of all persons on camp property.

YOUTH PROTECTION

All Leaders; including Camp Director, Program Director, Station Leaders and Assistants, Trading Post, Kitchen Staff and Health Officer; must have completed BSA Youth Protection Training within the past two years. Youth Protection Training is not required for parents but is highly recommended.

In accordance with BSA Youth Protection Guidelines, all adults (whether registered with BSA or not) will abide by the following:

Note: Youth staff members under the age of 18 are considered youth for the purposes of this section.

Two-deep leadership is required at all times

- Two adults must be present with youth at all times
- At least one adult must be at least 21 years old

No one-on-one contact between youth and adults

- If a private conference is required, such as for disciplinary reasons, conduct the conference in full view of other adults and youth

Respect the privacy of youth and adults

- No adults are allowed in youth restrooms or changing areas; no youth are allowed in adult restrooms or changing areas
- If health or safety require an adult to enter a restroom or changing area, then two adults are required to enter the area
- If a family includes a preschooler or a person with special needs that requires assistance, a family changing area will be provided only for the parent and the person requiring assistance. Other family members must change in their appropriate areas.

Separate accommodations

- No adult is permitted to be in the tent of a youth other than his/her own family

Appropriate attire

- All youth and adults must wear clothing appropriate to the activities

Constructive Discipline

- Discipline should be constructive and reflect Scouting values
- No corporal punishment

If at **any** time abuse or neglect is suspected, notify the Camp Director who will immediately notify the Scout Executive

EMERGENCY PHONE NUMBERS

Position	Phone
Camp Director- Charles Gerth	618-520-4002
Program Director- Tim Moore	618-670-7100
Camp Health Officer- Angela Graffen	618-558-3594
Professional Staff Advisor- Suzie Voss	314.256.3058
Emergency	911