

Dear Troop Leaders,

Join the Klondike Trail that will leave for the Yukon Territory. Grand River Trails District is now planning a Klondike Derby. Date: Jan 13,14,15. 2023

Site: New Harrison Count Lake. 12 miles North of Bethany on W Highway.

Come the Grand River Trails Roundtables 1<sup>st</sup> Thursday of the month.

At Oct. Roundtable will have great information will be handed out on the Klondike Derby.

District Meetings is the 2<sup>nd</sup>. Both meets at 1<sup>st</sup> Christ Church, 318 N. Pine, Cameron, 7:00pm.

The year is 1897 and gold has been discovered near Dawson. Men are racing across the Calced Mountains by means of dogs and sleds and down the Yukon River to reach the gold filled creeks. *See enclosed Sled opinions and Registration Form.*

It is Winter and Sled Teams will encounter hard challengers for their sled and team. **So Be Prepared.** *The Stations will test the scout, the patrol and sled.*

This Klondike Derby will be held as scheduled. The only way it will be cancelled is for the area to be virtually shutdown by the weather or the Highway Patrol asks for every one to stay home.

Field Stations: , HEIGHT & DISTANCES, FIRST AID, KNOTS/PIONEERING, COMPASS, FIRE BUILDING, SIGNALING, And COOKING, SLED RACE  
We are looking forward to seeing you at the Klondike Derby January 13, 2023.

Schedule:

Friday: Camping – open all day. Units will be on their own.

8:00p.m. - 8:20p.m. Leader Meeting at **HQ.**

Saturday:

7:30a.m. - 8:00a.m: Leader Meeting at **HQ.**

Check In: The **Senior Patrol Leader & Team Scribe** will submit a list of their scouts by Patrol Teams at check in. Each Patrol Teams will be made up of 6 to 8 scouts. Teams will get a station, the team will start from.

8:00a.m. Opening. Flag Ceremony

**7:30-8:50** All Patrols at **HQ** for **SLED INSPECTION**

9:00-9:50, 10:00-10:50, 11:00- (cook in this station) 1:00, **The Team will cook Lunch at this station.**

**Build fire and cook. Be Prepared to COOK and eat lunch for your patrol as well as (1) Judge at that station.**

**9:00a.m - 3:50p.m:** To the 7 Field Stations Team stays at the station till then.

**4:00p.m. - 4:30p.m.** All Patrols at **HQ** for **Sled Inspection & Sled Race.**

5:10p.m. - 6:30 Dinner

8:00p.m. 9:00 p.m.: Camp fire -

11:00: **LIGHT OUT.**

Sunday: 8:00 - 9:00a.m. Breakfast

9:30 Church and Closing / Flag ceremony / Awards Ceremony

10:15 - Heading Home.

If you have questions please feel free to give me a call at 660.845.2941. If we're not at home leave a Message.

Your in Scouting

J.D. Eaton

Derby Coordinator

Registration Form:

Pre- Registration for Grand River District Klondike (sent in to scout office) before Dec 2.  
We will attend the Derby on weekend of Jan 14, 2023.

UNIT # \_\_\_\_\_

# OF SCOUTS attending \_\_\_\_\_, # OF ADULTS attending \_\_\_\_\_

TOTAL # OF RESERVATIONS \_\_\_\_\_ @ \_\_\_\_\_ EACH, EQUALS \$ \_\_\_\_\_

Please enclose bank check for total reservations \$ \_\_\_\_\_ -

\* If you pay at Check in the Cost is \_\_\_\_\_ per each person.

Names of:

Scoutmaster

Other Leaders

Senior Patrol Leader

---

SLED INSPECTION

The Sled Specifications of the enclosed sled pattern, Length 5'-6' Width 18", Height 1.5' -4'.  
The Judge will look for the sled that conforms to The Sled measurements and for stability & workmanship . But feel free to do your own thing with your sled.

Sleds should display troop number and patrol flags at all times.

The patrols will need to take care of themselves while away from camp for a period of time.

Each Patrol and sled being inspected for basic preparedness for the event.

This will include proper dress & personal items. They will need a paper & pen.

Points will be awarded.

Each Sled should have on it references to perform the skill.

Backpacks if applicable will be checked for basic essentials.

Include, but limited to: water, food, rope, blanket, cooking utensils and first aid kit.

**Liquid or commercial fuels are allowed during the Klondike Competition.**

**BSA Policy on Liquid or Commercial fuel Stove will be followed.**

**No Electric Devices: No phones on the trail or at station.**

**No drinking water at lake, but will be water at some stations.**

Join the Trail to Klondike Derby.

The year is 1897 and gold has been discovered near Dawson, Yukon Territory, Canada. Men raced across the Calced Mountains by means of dogs and sleds and down the Yukon River to reach the gold filled creeks.

Teams must be prepared to meet the challengers they encounter. The sled - see the enclosed plans. The sleds will function equally well on either snow or no snow. Sleds' gear will be checked for basic essentials. **No listed as such! So Be Prepared.**

**7:30\* - 8:50** All Patrols at **HQ** for Troop/Team Sign In & SLED INSPECTION

Each Patrol and sled will be inspected for basic preparedness for the event. This will include proper dress & personal items. Backpacks if applicable will be checked for what we consider basic essentials. This will include, but limited to: water, food, rope, blanket, cooking utensils and first aid kit. They will need a paper & pen.

**Troop Leaders may go with Sled Teams, but cannot help the Team - let them do it.**

**Liquid or commercial fuels are allowed during the Klondike Competition.**

**BSA Policy on Liquid or Commercial fuel Stove will be followed.**

**No Electric Devices: No phones on the trail or at station.**

**No drinking water at lake, but will be water at some stations.**

Common Sense should be your guide so make sure you include plenty of it on your sled!

**8:50am**, Each dog team will leave HQ they *will stay in field till 3:50pm*. Then all the Sled/Patrol Teams will return to HQ, for the Sled Inspection and Sled Race.

The White Pass Trail is treacherous and is filled with danger around every bend. They will set out on a Journey to the stations to reach the gold fields. The team should be prepared to handle any situation which may arise during your simulated journey though the White Pass Trail, ( see lake map) Along the trail your Patrol Team will encounter Obstacles and Challengers at each station which must be overcome. This Journey will have Challengers as basic skills to challenging Scout Games!

The Judges at each station, will be looking for well round and versatile Patrol/Teams who demonstrate leadership, but recognize the skills and talents of the individual. Teams who can determine a practical solution to the problems encountered. Depending upon how well teams working out its problem, the Judge will award "Gold Points" and record **by the Judge and Teams' Scribe**. The Judge will also comment in "Trail Journal" on how well the team worked together. **Troop Leaders can help the judge.** Judge has last say!

At each Station will have 3 Obstacles or Challengers. Patrol Leaders will be given instructions on what must be accomplished at each station. Upon the sounded of a Loud Report, sled teams will go to the next station.

Scores will be tallied and the winners will be announced at the Sunday morning.

So, catch the same fever that spellbound the old Klondikers of the Yukon. Prepare Yourselfs and your equipment for one of the best times you will experience as a Boy Scout.

All Scouting rules will be observed during the Klondike Event, remember **Scout Spirit**.

**TRAVEL THE KLONDIKE TRAIL AND LIVE THE ADVENTURE!!!**

Grand River Trails 2023 District Klondike Derby

Date: Jan 13,14,15 2023

Site: New Harrison County Lake. 12 miles north of Bethany on W Hiway.1

Friday Night: Camping – Units will be on their own.

8:00p.m. - 8:20p.m. Leader Meeting at **HQ**.

Saturday:

Field Stations: , HEIGHT & DISTANCES, FIRST AID, KNOTS/PIONEERING, COMPASS, FIRE BUILDING, SIGNALING, And COOKING, SLED RACE

Station Times:

9:00-9:50,10:00-10:50, 11:00- **(cook in this station) 1:00, The Team will cook Lunch at this station. Build fire and cook. Be Prepared to COOK and eat lunch for your patrol as well as (1) Judge at that station. Get wood for fire at that station. Liquid or commercial fuels are allowed during the Klondike Competition. BSA Policy on Liquid or Commercial fuel Stove will be followed. No Electric Devices: No phones on the trail or at station.**

**No drinking water at lake**, but will be water at some stations.

1:00-1:50. 2:00-2:50, 3:00-3:50 Back to **HQ**-- Sled Insp and Sled Race 4:00 - 4:30.

7:30a.m. - 8:00a.m: Leader Meeting at **HQ**

Check In: The **Senior Patrol Leader & Team Scribe** will submit a list of their scouts by Patrol Teams at check in. Each Patrol Teams will be made up of 6 to 8 scouts. Teams will get a station, the team will start from.

8:00a.m. 8:15: Opening. Flag Ceremony

**7:30 - 8:50** All Patrols at **HQ** for **SLED INSPECTION**

**9:00a.m - 3:50p.m:** To the 6 Field Stations Team stays at the station till then.

**4:00p.m. - 4:30p.m.** All Patrols at **HQ for Sled Inspection & Sled Race.**

Stations: , HEIGHT & DISTANCES, FIRST AID, KNOTS/PIONEERING, COMPASS, FIRE BUILDING, SIGNALING, And COOKING, SLED RACE

5:10p.m. - 6:30 Dinner

8:00p.m. 9:00 p.m.: Camp fire -

11:00: LIGHT OUT.

Sunday: 8:00 - 9:00a.m. Breakfast

9:30 Church and Closing / Flag ceremony / Awards Ceremony

10:15 - Heading Home.

**\*\*COOKING; IN PLACE: YOUR 11:00 STATION** for cooking.

**11:50 - 12:50p.m.** After the 11:00 station's program is over at 11:50, The Team will cook Lunch. **(cook in this station) 1:00, Build fire and cook. Be Prepared to COOK and eat lunch for your patrol as well as (1) Judge at that station. Get wood for fire at that station. Liquid or commercial fuels are allowed during the Klondike Competition. BSA Policy on Liquid or Commercial fuel Stove will be followed. No Electric Devices: No phones on the trail or at station.**

**No drinking water at lake**, but will have water at some stations.

Patrol cooking - eat a meal that goes with the weather conditions. Is it good or bad?

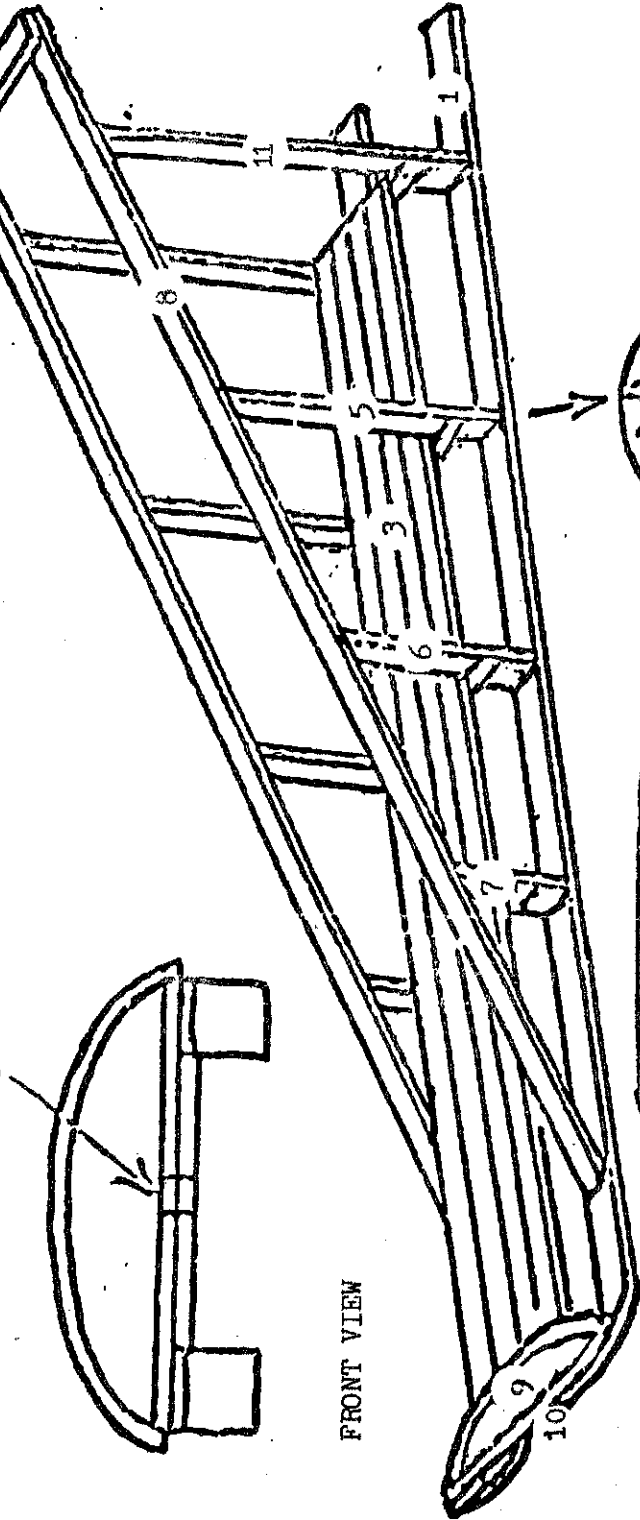
See cooking judge form

# KLONDIKE SLED

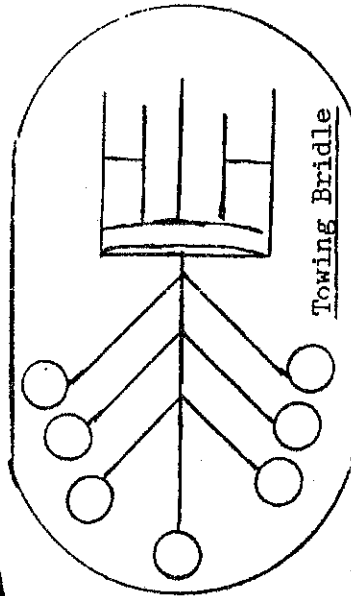
BASED ON ORIGINAL KLONDIKE SLEDGES

SNOW SHIELD

1/2" HOLE FOR BRIDLE



FRONT VIEW



Towing Bridle



\*\*\*\*\*  
MATERIALS NEEDED  
 \*\*\*\*\*

- 1 Runners
- 2 pcs. 4" x 1/2" x 6'6"
- 2 Cross Supports
- 6 pcs. 1" x 1" x 18"
- 3 Floor Cover
- 4 pcs. 1/2" x 4" x 5"
- 4 Upright Supports
- 8 pcs. 1" x 2" x 6"
- 5 2nd Rear Uprights
- 2 pcs. 1" x 2" x 38"
- 6 2nd Front Uprights
- 2 pcs. 1" x 2" x 26"
- 7 Front Uprights
- 2 pcs. 1" x 2" x 12"
- 8 Hand Rails
- 2 pcs. 1/2" x 2" x 6"
- 9 Front Curved Guard
- 1 pc. 1/2" x 2" x 30"
- 10 Tow Bar
- 1 pc. 2" x 2" x 18"
- 11 Rear Uprights
- 2 pcs. 1" x 2" x 40"

Note: All measurements are approximate.....  
 Don't cut uprights or hand rails too short....  
 \*\*\*\*\*

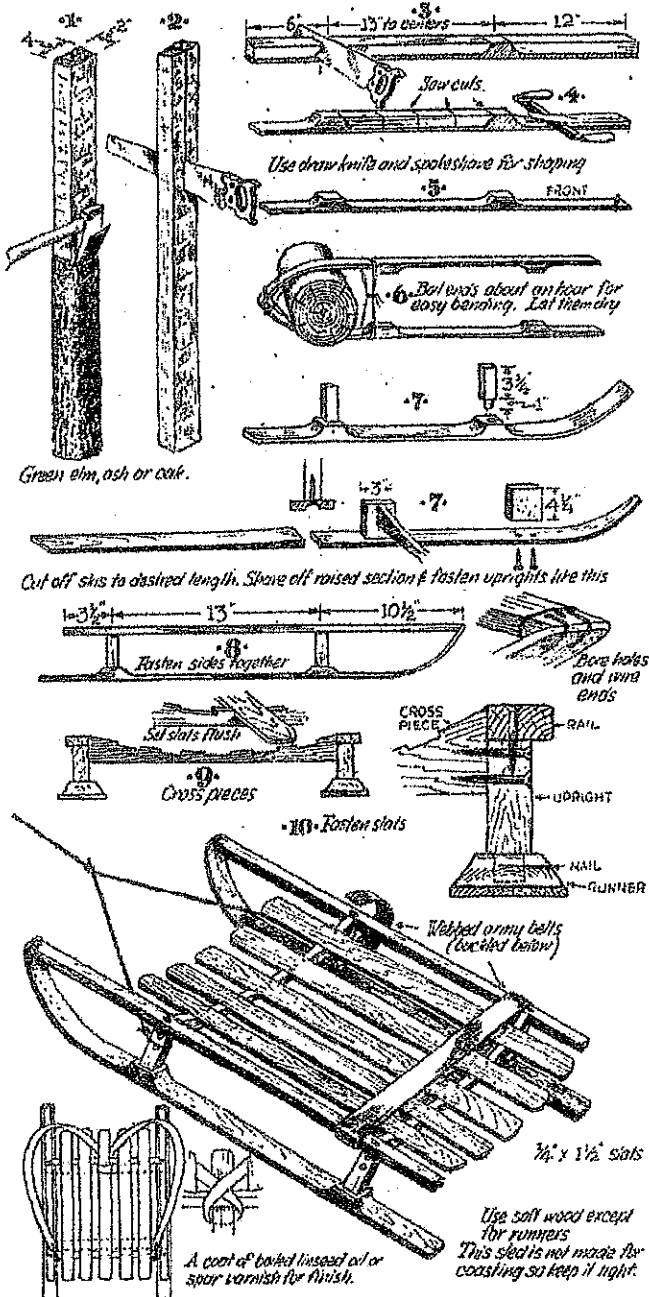

SAMPLE PLANS ONLY! Use your own ideas as long as your sledge is 6' long and 18" wide. Varnish bottoms of runners, then wax before use. Add canvas snow curtains to sides, etc. if you want. Paint bright colors. Use screws (drill holes) to avoid splitting.

# 'Packrack Sled

By BEN HUNT

With a pack rack like this when your shoulders begin to ache, all you have to do is reverse the duffel on the rack and pull it along. Not a bad deal for winter camping and easy to build.

If you have an old pair of skis cut them down for the runners. If not you can make them of green wood.



# CREE TRAIL TOBOGGAN

By BEN HUNT

Up in the Canadian wilds the Cree and other Indians use these long, narrow toboggans to haul their hunting & camping equipment and to bring back the meat. These toboggans follow in the deep snows of the trail where wider sleds would not.



Bob Pine, an old Cupevegan hunter, and I made this toboggan one winter up at the Lac du Flambeau Reservation in Wis. Bob split the boards out of a dry cedar log and trimmed them down with an axe, a drawknife, and a crooked knife. We used copper wire and rawhide for lashings.

Green cedar would be the ideal wood to use but if straight grained birch or ash will work out equally well.

A 10" log was split in two and a 1" plank was split from each half with wooden wedges.

