


2023 Hiawatha & Wakpaota Camporee

January 27, 28, & 29, 2023
Phillippo Scout Reservation,
Cannon Falls, MN



BACK TO THE KLONDIKE

Hiawatha and Wakpaota Districts will be holding the 2023 Winter Camporee will be held at Phillippo Scout Reservation -30654 32nd Ave Way, Cannon Falls, Minnesota 55009 - on January 27, 28, & 29, 2023. Our theme is “Back to the Klondike”. Come prepared with your Klondike sled and winter camping knowledge and skills and plan to have some fun!

Notes:

- All troops will be camping outside. If needed, we will have warming shelters.
- If your troop would like to build a quinzee before the camporee, please make two phone calls:
 - You must call Ray Goranson, 507-951-6995 for a general location for your troop. Please refer the camp map for location.
 - Then contact the camp Ranger at 507-263-4324 to schedule a time to go out to camp.
- Saturday evening will have the chapel, campfire, and songs and skits (provided by the troops – bring some new ones).
- For Hiawatha and Wakpaota troops that are camping outside, we will be having a campsite inspection for the Traveling Trophy.
- Cost
 - Youth Scouts – FREE (this event is included in your registrations fees)
 - Adult Scouts - \$15 per person
- Remember needed safety equipment for outdoor activities
- Bring your Klondike Sled.
- Bring your helmet for sledding or tubing!! There will be an additional fee for sledding. A leader must accompany scouts who are sledding.
- Plan on parking in the parking lot.
- Plan on having fun!!

PLEASE MAKE SURE ALL SCOUTS ARE DRESSED ACCORDING TO THE WEATHER.

Questions

| | |
|--|---|
| Ray Goranson Wakpaota Camping Chair After 5 PM 507-951-6995 foozie101@hotmail.com | Tim Tofil Hiawatha Camping Chair 507-358-0957 tjtofil@us.ibm.com |
|--|---|

2023 Hiawatha & Wakpaota Winter Camporee – Weekend Schedule

SUBJECT TO CHANGE

Friday, January 27th –

- 4:00PM or After – Scouts arrive. Set up and eat. Begin snow shelter construction.
- 8:00PM to 9:00PM – Scout leader(s) and SPL Cracker-barrel Camporee Headquarters. Comporee program discussion.
- 8:30PM to 11:00PM – Troop Campfires. (campfires need to be watched)
- 8:00PM to 9:00PM – Scout leader(s) and SPL Cracker-barrel Camporee Headquarters. Comporee program discussion.

Saturday, January 28th –

- 8:45AM Meet at Camporee Flag Pole with Sleds
- 8:45AM to 9:00AM Camporee Flag Raising Ceremony
- 9:00AM to Noon Tour of the Klondike
- Noon to 1:30PM Lunch
- 1:30PM to 3:30PM Klondike Sled Races
- 2:00PM Hiawatha and Wakpaota Campsite Inspection – Meet at Camping Headquarters
- 3:30PM to 4:30PM Sledding – please remember helmets!!
- 4:30PM to 5:00PM Closing Flag. Those not camping depart.
- 5:00PM Supper
- 7:00PM Chapel
- 7:30PM to 8:30PM Campfire & Skits & Songs (provided by the troops)

Sunday, January 31st –

- Break Camp / Check Out
- Have a safe journey home !!

Program: Klondike Derby Events

Snow Snake

The snow snake game was once one of the most popular Winter sports in North America. It was played by tribes from Maine to California and from Oklahoma to Alaska. The snow snake game was played wherever there was ice or snow, and something to throw. The game continues to be played today by the Haudenosaunee (Iroquois) and is being revitalized by many tribes in the twenty-first century after 100 years of lapse. Snow snakes are wooden poles that are carved and weighted to slide well over snow or ice. The purpose of the game is to see who can slide their snow snake the farthest on a specially prepared track. The snow snake game is a test of both skill and strength, and a good throw can easily clear several hundred yards. If the snow conditions are just right, a deft hand might send a snow snake a mile or more.

Patrol Photos

Take a team photo of each patrol with their sled. Do this near the start of the day so that they look excited rather than tired out.

Bear Bag

Place all food from the sled into a bag and suspend from tree so bears cannot steal it during the night. For maximum points, food must be at least 4M above ground, 3M away from tree, 2M below any branches, and rope must be against tree trunk until at least 3M above ground.

Fire Lighting and Water Boiling

The patrol is timed in laying and lighting a fire and using it to melt snow, boil a cup of water in a standard container. Bonus points for lighting the fire without matches, e.g., with a flint and steel, magnifying glass, or bow drill. If this is required, the story could be that the matches got wet when a member of the party fell through the ice. Scouts may use fire starters they bring along if needed. Extra points for only using materials from the woods.

First Aid and Survival Quiz

Some basic questions on first aid and survival skills. Quiz may be distributed at the beginning of the day or at lunchtime, to be submitted later, or be the last event of the day, indoors.

First Aid: Splint and Transport

Patrol required to care for a casualty with a broken leg. After splinting, place the casualty correctly on sled for transport. Patrols are responsible for bringing the needed supplies.

Ice Recue

Each Scout throws a rope to a "victim" who has "fallen through the ice" and retrieves same. Patrol may be asked to demonstrate other forms of ice rescue.

Knots

Scouts tie knots and show they know how to use them.

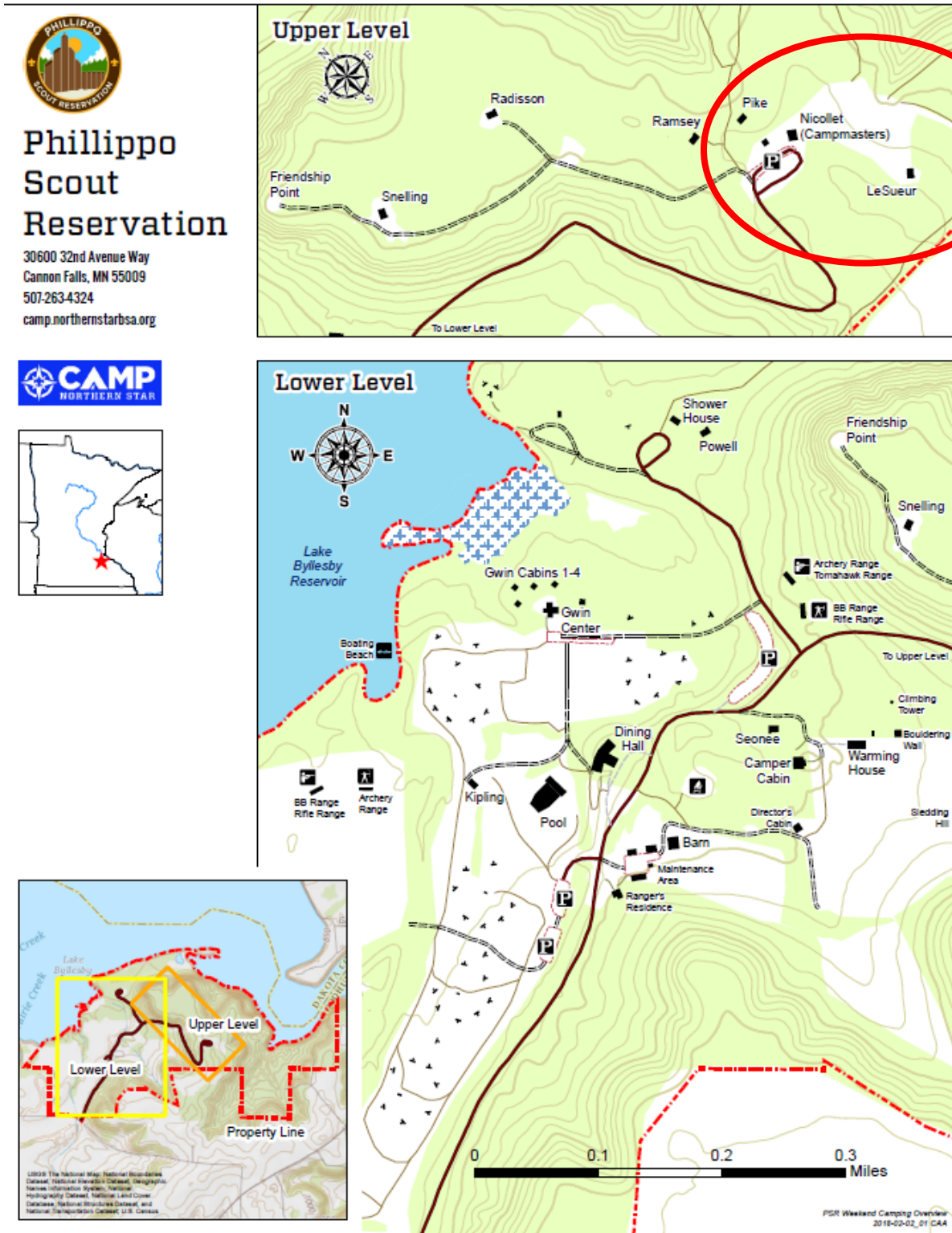
Rope Square

The patrol, blindfolded, forms a horizontal square with a rope 20m long. This involves folding the rope in half, then in quarters, and then laying it out in a square.

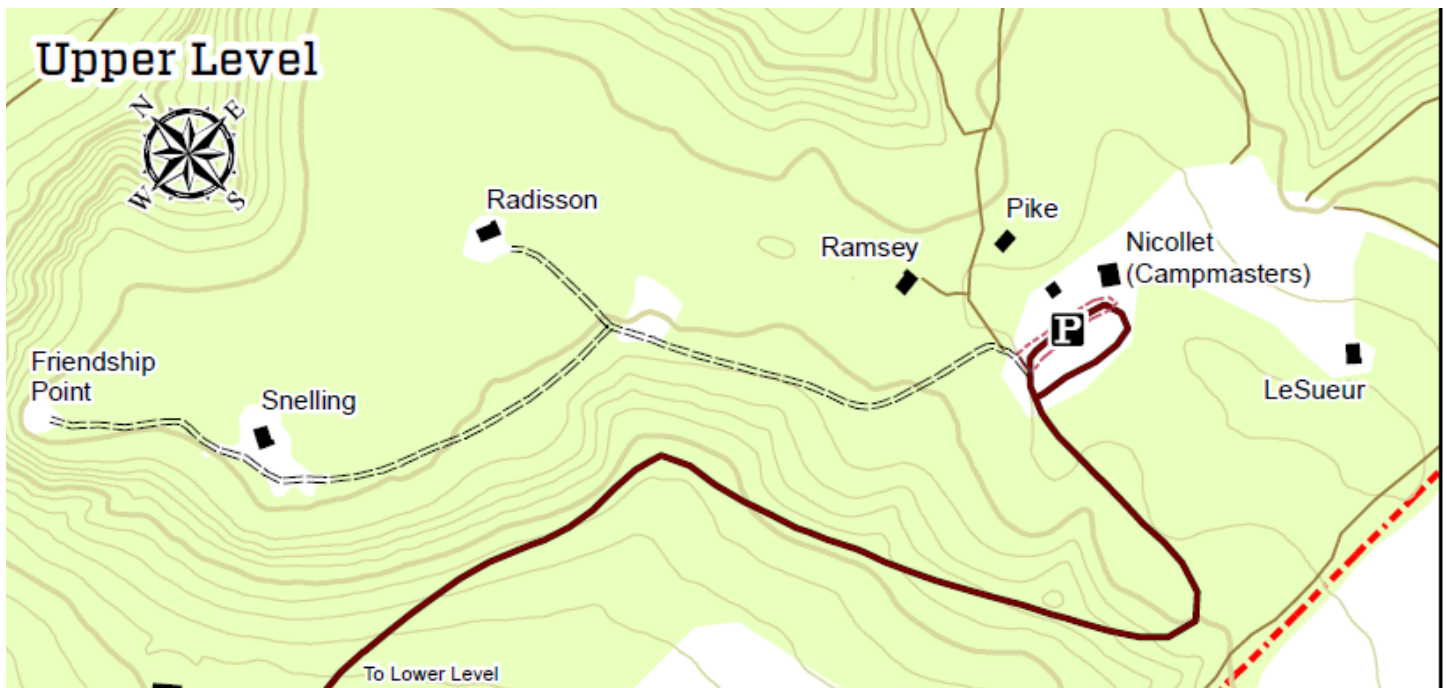
Whiteout Walk

A rope is strung between trees along a zigzag route. Scouts are blindfolded, spun around, and have their hands placed on a rope. They are timed as they follow the trail. The backstory is that there are whiteout weather conditions, and they must follow a previously established trail.

Camporee takes place in the red circle area. Please park in the designated lot. Warming shelters are Pike and LeSueur.



Larger map of our camping area.



ONLINE REGISTRATION

To register your Scouts and Adults attending please do so on the **Black Pug Software**. The link to register can be found on the **events page** of our council website or on the **calendar page** of our website.

If you have not set up your account, the **Black Pug User Guide** page on the website, can help you get that done. It is an easy process to set up an account. Each leader and parents can link to the unit that they are registered with.

Units can also print a roster of attendees before attending this event.

<https://www.gamehavenbsa.org/>

Any questions or concerns regarding registering, please contact Barbara @ 507-361-5340.

ALL SCOUTS PERFORMING CAMPSITE INSPECTION NEED TO AGREE ON THE POINTS BEING GIVEN

| Section 1 - Scored by youth leadership and campsite inspections | | |
|---|-------------------------------------|---|
| CRITERIA | Points Awarded (Circle point value) | DESCRIPTION |
| Safety | 0 - 1 - 2 - 3 - 4 - 5 | Campfire attended-unattended fire results in automatic failure |
| | 0 - 1 - 2 - 3 - 4 - 5 | All fuels safely stored/LP Tank valves closed when not in use |
| | 0 - 1 - 2 - 3 - 4 - 5 | Fire Ring - fire pit lined with stone |
| | 0 - 1 - 2 - 3 - 4 - 5 | Fire ring clear of combustible material |
| | 0 - 1 - 2 - 3 - 4 - 5 | First Aid Kit accessible (each scout knows its location) |
| | 0 - 1 - 2 - 3 - 4 - 5 | Each Tent Marked "No Flame in Tent (if in use) |
| | 0 - 1 - 2 - 3 - 4 - 5 | Axe yard is large enough and marked off |
| | 0 - 1 - 2 - 3 - 4 - 5 | Saws, axes, hatchets properly stored (dry) |
| Campsite Neatness Cleanliness | 0 - 1 - 2 - 3 - 4 - 5 | Respect for Camp Facility (minimize impact-no trenching or destruction to vegetation) |
| | 0 - 1 - 2 - 3 - 4 - 5 | Troop Equipment Clean and put away |
| | 0 - 1 - 2 - 3 - 4 - 5 | Scout personal gear stored in tents / or sleeping quarters |
| | 0 - 1 - 2 - 3 - 4 - 5 | Garbage removed from campsite overnight |
| | 0 - 1 - 2 - 3 - 4 - 5 | Dining Fly pitched |
| | 0 - 1 - 2 - 3 - 4 - 5 | Snow Hut, Quinzee, or Cave |
| | 0 - 1 - 2 - 3 - 4 - 5 | US Flag displayed properly |
| | 0 - 1 - 2 - 3 - 4 - 5 | Troop Flag displayed properly |
| | 0 - 1 - 2 - 3 - 4 - 5 | Patrol Flag for each Patrol |
| | 0 - 1 - 2 - 3 - 4 - 5 | Scoutmaster identified |
| | 0 - 1 - 2 - 3 - 4 - 5 | Senior Patrol Leader identified |
| | 0 - 1 - 2 - 3 - 4 - 5 | Other Troop Leadership identified |
| | 0 - 1 - 2 - 3 - 4 - 5 | Overall look of campsite |
| Scout Spirit Evidence of Patrol Method | 0 - 1 - 2 - 3 - 4 - 5 | Unit Health Records in Possession of Adult Leader |
| | 0 - 1 - 2 - 3 - 4 - 5 | Troop Roster Posted |
| | 0 - 1 - 2 - 3 - 4 - 5 | Menu Posted |
| | 0 - 1 - 2 - 3 - 4 - 5 | Duty Roster Posted |
| | 0 - 1 - 2 - 3 - 4 - 5 | Grace said at each meal |
| | 0 - 1 - 2 - 3 - 4 - 5 | Tents arranged by patrol |
| | | Camp Gadgets - List each gadget (no limit) |
| | 0 - 1 - 2 - 3 - 4 - 5 | |
| | 0 - 1 - 2 - 3 - 4 - 5 | |
| | 0 - 1 - 2 - 3 - 4 - 5 | |
| | 0 - 1 - 2 - 3 - 4 - 5 | |
| Section 2- Scored by camporee leadership team | | |
| Unit Participation | | |
| | 0 - 1 - 2 - 3 - 4 - 5 | Sat Evening Campfire Build & Clean Up |
| | 0 - 1 - 2 - 3 - 4 - 5 | Campfire MC / Camporee Leadership |
| | 0 - 1 - 2 - 3 - 4 - 5 | Skits / Songs |
| | 0 - 1 - 2 - 3 - 4 - 5 | On time for all activities at the camporee |
| | 0 - 1 - 2 - 3 - 4 - 5 | Discretionary Points - describe |
| POINTS | Section 1 | Section 2 |
| | | |
| | | |