




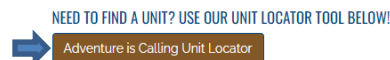
2023-2024 Scouting Registration Walkthrough for New or Current Adults

1. Start Your Registration

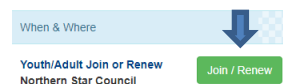
- a. Go to <http://northernstar.org/registration> for links to the registration site and information on the 2023-2024 annual renewal.
- b. Click the link to go to the registration site for your unit type.



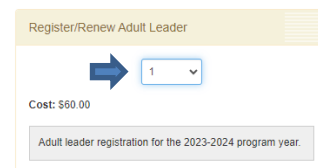
- c. If you haven't found a unit yet, click on the 'Adventure is Calling Unit Locator' link to find the one that's right for you!



- d. Select the 'Youth/Adult Join or Renew' option on the right-hand side and click 'Join/Renew'.

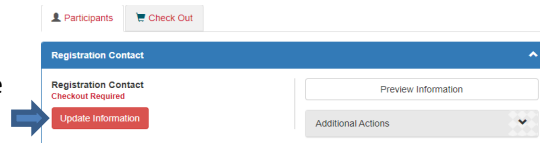


- e. Choose 'Continue as guest' or log in with a Scouting Event username and password.
- f. Select the number of Adults you are registering and click 'Join/Renew'.

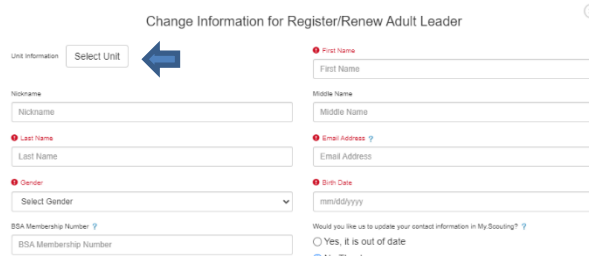


2. Enter Your Information

- a. Update the Registration Contact information.
 - i. This is the person who will receive communication regarding the registration.



- b. Enter the details for the adult(s) you are paying for.
 - i. Required fields are marked with a **!** symbol. Some fields are optional.
 - ii. Adults and youth 18+ will need to sign a background check authorization using their finger/stylus/mouse.
 - iii. If you are registering people in multiple units on the same registration, change their unit number by clicking 'Select Unit' on the individual adults.





4. Pay Online

- a. Click 'Proceed to Checkout' to complete your registration.

Regular Price:	\$60.00
Balance Due:	\$60.00

↓

Continue

- b. Adult fees are due in full at the time of registration.
- c. Click Checkout to continue.

Balance Due Required

● Pay \$60.00 full amount due

➔ Checkout

- d. Enter your billing information and agree to the council policies.
- e. Use a checking account number or credit card to pay for your registration online.
- f. You will have an option to make an additional donation, if you choose.
- g. Adult registrations will be effective once charters are posted.

I have read and agree to the council policies (required)

5. Connect

- a. Contact your unit leader and let them know that you have paid your 2023-2024 program fees.
- b. If you are new, watch for an email or phone call from your unit!