

**Choose Your
Adventure
Spring Camporee
Recruitoree
May 12-14, 2023**

Event Guide

for all participants

Stearns Scout Camp

3303 Co Rd 44
South Haven, MN 55382



Welcome!

Welcome to the Northern Star Scouting "Choose Your Adventure" Spring Camporee. This event is designed with a wide variety of Adventures and Scouts can choose those that are most interesting to them. A "passport" will be used to track which Adventures each Scout participates in. Scouts need to travel around the event with a buddy or with their entire Patrol, if they so choose. There will not be a rotation schedule but rather, the event will be more like a fair where they wait their turn at each Adventure that they choose.

Webelos Welcome!

This event is both a Spring Camporee and a Webelos Woods experience introducing Webelos Scouts to the Patrol Method and Scout-led camping. This event is also a great opportunity for Scouts to invite friends to join them to experience the Scouting program. Webelos Dens register with a Troop of their choosing. Webelos Scouts will form a Patrol under the leadership of two experienced Scouts BSA youth and work together in their campsite along with the other Scouts BSA Patrols from the Troop. If there are too few Webelos to form a Patrol, they can work with an existing Patrol in the Troop.

Advancement Opportunities

Although event staff will not sign off on advancement requirements, we have indicated in the Adventure Area information below the advancement requirements that may be met or partially met with the skills learned and the experiences gained in this event. There are also several advancement opportunities for Webelos within the context of the camping experience itself using the Patrol Method (e.g. AoL Outdoor Adventure option A, req 1, 2; Scouting Adventure, req. 3c,d, req 4). The appropriate youth or adult leaders or Webelos parents are responsible to determine when a particular requirement has been met by each Scout.

Adventure Areas

Patrol Skills Challenge (inspired by Wali-Ga-Zu event of legacy Northwest District)

This Adventure is designed for an entire Patrol to do together and awards will be given based on scores achieved for accuracy and speed for the Patrol. There are five component skills: tripod lashing, first aid, nature identification, map and compass symbols, and knot tying. To do well in this event will require study and practice by the Patrol prior to the event. A separate document outlines the details of each skill and how it will be judged. Supporting documents provide the practice materials. Patrols can earn a rating from one to four stars based on their score.

Shooting Sports

Shooting sports will include archery, 22 caliber rifle (Scouts BSA only), and BB rifle (Webelos). The north range will include archery and BB rifles. The south range will

include archery and 22 caliber rifle. Shooting Sports Waivers are required for everyone who will be shooting. See waiver included on the registration page.

AoL Shooting Sports Awards

Climbing Tower (tentative)

With its four different climbing faces, scouts will have multiple ways to reach new heights! All climbing gear is provided at the tower. Climbers must have closed toe shoes to climb. Experienced and trained climbing staff will run this station.

It's Science!

Hosted by the 3M Visiting Wizards and other science organizations. 3M Wizards showcase interesting and fun science demonstrations and hands-on experiments on a variety of topics. These simple experiments can help youth understand how 3M science can impact everyday life. Those scouts working on Nova Awards may be able to use this station for advancements for various awards. Check with your Nova Counselor.

Gopher STEAM

Led by Scouter Colin Kilbane. Providing a variety of demonstrations and hands-on activities based on Science, Technology, Engineering, Arts, and Mathematics.

Chemistry and You

Hosted by University of Minnesota "Chemists in the Classroom." Exciting demonstrations and hands-on experiments showing chemistry in action.

Amateur Radio

Amateur radio, also known as ham radio, is an exciting hobby with many opportunities. Talk with friends across town or around the world. Learn about the history of amateur radio. Get your foot in the door to earning your amateur radio license (not offered here this weekend). Once you earn your license, you can serve your community by becoming a severe weather spotter (age 16 and up) or provide communications during special events. Learn about JOTA and just what those initials stand for. Scouts who participate in this station may want to pursue Radio Merit Badge in the future.

Drones (tentative)

Try your hand at controlling a drone around a prescribed course. Learn about the various uses of drones.

Compass Use in The Wilderness

Hosted by the College of Wilderness Knowledge. Where am I? Which way do I go? How do I use this thing? Find out the answer to these and many other questions from experienced staff from the College of Wilderness Knowledge. Bring your compass if you have one.

Second Class Rank Requirement: 3a, 3d

Scuba

Hosted by Venture Crew 820. You never know what to expect from the Venturing Crew that does underwater basket weaving and underwater pumpkin carving. Scouts will be able to try on scuba gear and walk around with it on. Come find out how you can earn your Scuba certification and what other events this Crew has up its sleeve.

Scout Patches and Patch Trading

Add to or start your patch collection. You'll find patches that all have their own unique story. Bring your own patches to trade.

Gaga Ball

Ga....Ga....Ball!!!!!! Everyone's favorite outdoor scout game. Adult supervision required for safe game play. Bring your adults with you to this station. Due to the popularity of this station, the time for each group of participants will be limited.

Obstacle Course

Test your speed around an obstacle course including tires, balance beam, cargo net, and zip line.

Disc Golf

Can you toss a frisbee? If the answer is yes then you can try out this cool activity. Like regular golf, you'll play a series of holes (fields) where the goal is to get your disc (frisbee) into the goal (metal basket). For each toss thrown you score a point. As your skills grow it will take you less tosses to get the disc into the basket. It might seem a little silly but the lower the score the higher your 'pro' level. Discs and maps provided.

Orienteering Course

Use a map and compass to find your way around an orienteering course, checking in at each control point. Use the information on the map about terrain to help choose the best route. Try for the best time on the course.

First Class Requirement: 4a

Giant Jenga

Players will need a calm hand, a cool eye, and nerves of steel to outwit their fellow players in this game of skill and logic. Due to the popularity of this station, a numbering system for participants may be implemented.

Law Enforcement

Hosted by Explorer Posts. Ever wonder what a career in law enforcement looks like? Are you or someone you know interested in law enforcement? Law Enforcement Exploring is a program sponsored by local law enforcement agencies to provide career information and hands-on experience to students between the ages of 14 and 20. It also provides the structure and resources needed for these young adults to make ethical choices and to achieve their full potential as individuals.

These students learn first-hand the duties and responsibilities of police officers. By bringing interested youth and police officers together on a regular basis, the Explorers are able to apply the information and tactics they learn in mock situations.

Scouts BSA Troop Preparation

Besides planning as you would for any weekend campout, if you are hosting a Webelos Den, you will need to prepare the Webelos Scouts and their accompanying leaders and parents. If you have a relationship with a specific Pack, we encourage you to contact their Webelos leaders, invite them to participate in the event, and coordinate with them. Please agree on an arrival time so that the Webelos Scouts and parents can set up camp with you when they arrive if they do not travel with the troop.

Coordinate with your Webelos guests as you would with any other patrol in your troop to ensure that they have proper youth leadership, food, and shelter for the weekend.

Model the Patrol Method according to the practices in your troop. Ensure the Webelos have appropriate youth leadership assigned to guide them through the weekend within the campsite and while participating in adventures.

Ensure Webelos and their adult partners are part of your meal planning process. Be sure that the Webelos have food and can prepare it with the rest of the Troop.

Ensure that the Webelos and their adult partners have appropriate shelter for the weekend according to practices in your troop and youth protection guidelines.

Welcome the Webelos adult partners into your adult patrol with food and shelter according to practices in your Troop. Explain how the Scouts BSA program works and how the Methods of Scouting are implemented by your Troop. Encourage them to attend the 9:00am training session on Saturday.

This is your chance to showcase Scouting in your Troop and recruit Webelos Scouts into the Scouts BSA program!

You should identify two Troop Guides for the Webelos Patrol at this event. These Scouts should have the necessary skill and mindset to effectively help and teach these Webelos Scouts to work together and to do basic camp tasks on their own without the help of their parents. They will also be leading them through the program activities on Saturday.

Your Troop will be planning and purchasing its own food as you would for a weekend campout or a typical Camporee. If you are coordinating with a specific Webelos Den, you could coordinate with them on the menu planning for their Patrol and adults. The Troop Guides should be eating with the Webelos Patrol.

You should designate an adult leader to be the primary liaison to the Webelos Den leader and the Webelos parents. This person should be prepared to help explain the Scouts BSA program, how Scout youth leadership works in your Troop and encourage them to observe their Webelos Scouts operating independently. They should also accompany the Webelos adults to the 9:00 am training session designed for them on Saturday.

Webelos Patrols will be given materials to make a Patrol flag. We encourage other Patrols to bring a Patrol flag if they have one and carry it to the Saturday campfire.

Webelos Den Preparation (Scouts, Leaders, and Parents)

We strongly encourage one parent/guardian of each Webelos Scout to attend this event. There will be a presentation on Saturday afternoon to explain the Scouts BSA program and answer questions parents may have about their Scout's transition to the Scouts BSA program. You will also get to see the program in action throughout the weekend by camping with a Troop.

If you have a relationship with a specific Troop, we encourage you to contact their leaders, encourage them to participate in the event, and indicate your desire to be included in their registration.

You will be camping with a Troop and they will generally provide the tents and cooking gear for your Scouts. Check with your Troop to be sure. Your Webelos Scouts will work as one of the Patrols in the Troop with two Scouts BSA youth leaders assigned to serve as their Troop Guides for the weekend. The Webelos Den adults will camp with the Troop adults in the same site. Webelos Scouts are encouraged to tent with one another as the Scouts BSA youth will do but Webelos families can choose to have their Scout tent with their parent, if desired. Webelos Den adults should provide their own tents if available or can check to see if the Troop can provide them. You should also coordinate arrival times so that you will be able to set up camp with the Troop when you arrive.

The Webelos Scouts will have the opportunity to work together under Scout youth leadership to carry out basic camping tasks including tent setup, fire building, getting water, cooking for themselves, and cleaning up. They will also work together throughout the day on Saturday as they move through the event activities, games, and challenges.

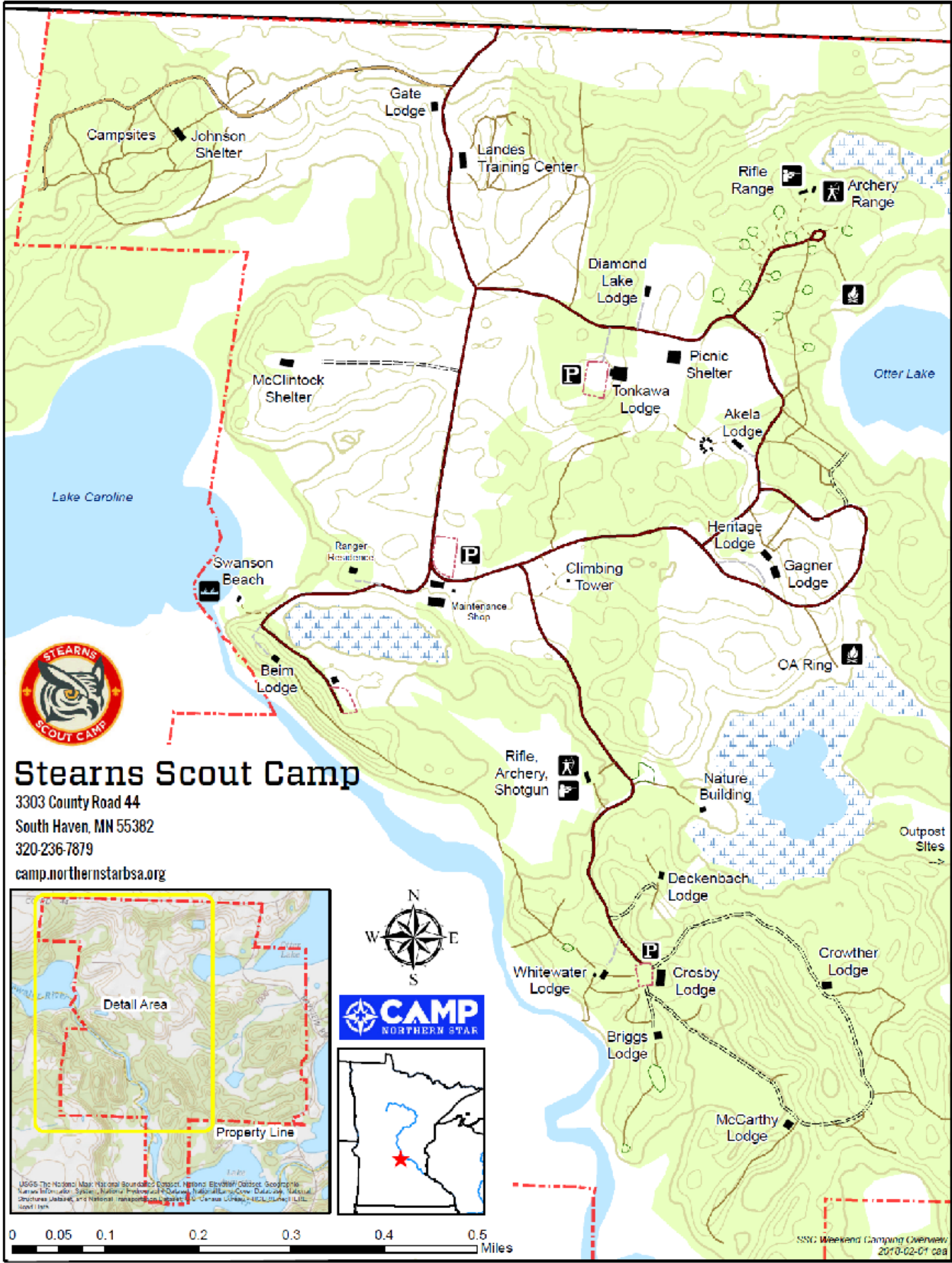
Please communicate with the Troop to coordinate a menu and food purchase plan for your Webelos Den/Patrol and adults as well as for the two youth from the Troop who will serve as Troop Guides for the Webelos Patrol.

Each Webelos Den/Patrol will be provided with materials to make a Patrol flag (white pillowcase and fabric markers). It would be helpful for the Webelos Scouts to discuss a possible Patrol name and design for the flag at a Den meeting prior to this event. They can work on making this flag during any free time and should plan to carry it to the Saturday campfire.

Personal Gear to Bring


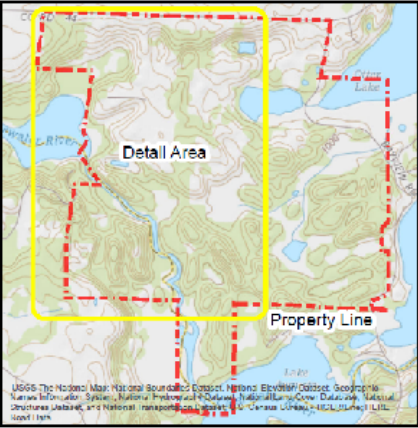
1. A Class A uniform shirt is a must for all Scouts.
2. A hat.
3. A pair of comfortable hiking boots or walking shoes (Keep them properly tied to prevent blisters).
4. One extra pair of shoes, in case the first pair get wet.
5. One change of trousers and shirt.
6. Three pairs of socks.
7. Two sets of underwear.
8. Toiletry kit, containing: towel, washcloth, soap, toothbrush, toothpaste, and a comb.
9. Sweatshirt or light jacket. (Heavier outerwear if the weather dictates).
10. Poncho or raincoat, with rain hat or hood (A MUST).
11. Sleeping bag or blankets. We will be tent camping. A cot, air mattress, or sleeping mat will also make you more comfortable.
12. Pillow
13. Eating utensils: plate, cup, knife, fork, and spoon (unless your Troop provides these).
14. Flashlight or headlamp and extra batteries.
15. Lawn chair or camp stool for adults. (You may want to bring reading materials for your free time).
16. Water bottle
17. Handbook
18. Compass
19. Watch. Don't be late for meals!
20. Sunscreen

NOTE: Make sure all your personal gear is marked with your name!



Stearns Scout Camp

3303 County Road 44
 South Haven, MN 55382
 320-236-7879
camp.northernstarbsa.org



SSC Weekend Camping Overview
 2010-02-01 caa

Event Schedule

Time	Friday	Location
5:00 to 8:30	Arrival, check-in, camp setup, introductions	Check-in by camping location: Gate Lodge for Johnson Shelter area campsites Tonkawa Lodge for D Loop campsites (east of Tonkawa)
9:00 to 9:30	Orientation meeting with PLs, SPLs, Webelos DLs, SMS	Tonkawa Lodge
Time	Saturday	
7:00 to 8:30	Breakfast & Cleanup	Troop campsites
8:45 to 9:00	Campwide Flag Raising - Opening Ceremony	Flagpole at east side of field east of Diamond Lake Lodge
9:00 to 12:00	Adventure stations open	
12:00 to 1:00	Lunch & Cleanup	Troop campsites
1:00 to 4:00	Adventure stations open	
4:00 to 5:00	Free Time	
5:00 to 7:00	Supper and cleanup	Troop campsites
7:00 to 8:00	Campfire Program, Awards, and Recognition	D loop campfire ring
8:00 to 9:00	Troop Fellowship, snacks	Troop campsites
10:00	Taps - Quiet Time	
Time	Sunday	
7:00 to 8:00	Breakfast, cleanup, break camp	
8:00 to 9:30	Site inspection, checkout	

Adult Training: (offered based on interest expressed in registrations)

Youth Protection Training: 9-10:30

Troop Committee Challenge: 9-11

Conversation about the transition from Cub Scouting to the Scouts BSA program for Webelos parents and adult leaders (led by Phill Lawonn): 1-2:30

Dutch Oven Cooking: 1-3 (\$5 fee to cover ingredient costs), led by Rick Nyland