



Broad Creek

Memorial Scout Reservation

Leader's Guide

2024



BOY SCOUTS OF AMERICA
BALTIMORE AREA COUNCIL

Last Revised 6/22/2024



Welcome to Broad Creek!

Dear Scouts, Scouters, and Parents,

We welcome you once again to Baltimore's flagship outdoor program! We're coming off an outstanding 75th Anniversary year, yet we're committed to making the 76th year even better.

Our summer camp staff have met and determined our priorities to guide the delivery of this summer's camp experience. Some of our objectives and focuses this year include:


- Fun and meaningful experiences: We will prioritize the experience over "checking the box" and will work to avoid stagnation.
- Staff creativity: This year will feature record levels of staff retention, diversity, average age, and cross-pollination with other key BAC programs (NYLT, Order of the Arrow, etc.). We will prioritize creativity among this developing staff team to create new and exciting adventures.
- Nail every week: Every day is week one, day one. We will prioritize attention to detail amid our first sold out weeks in several years.

I share this with you because, as with any other camp season, we are partnering with you as unit leadership to curate the best experience possible. We continue to grow as a camp with increased attendance, new facilities, and new programs, and having a unified vision camp-wide is a powerful thing.

We have an exciting summer ahead of us. Please read through our entire guide, even if you are a perennial visitor. Most of what is new and exciting lies in this booklet, although we have a handful of surprises we're saving. We're excited to see you soon around the campfire.

Yours In Scouting,

Ken Bouchat
Camp Director





Who We Are

Broad Creek Memorial Scout Reservation is an outdoor youth learning center, operated year-round by the Baltimore Area Council. A 1,665-acre property, it is perched adjacent to the Susquehanna River and the rolling farm country of Harford County, MD, and is one of the largest Scout camps in Maryland.

In 2023, Broad Creek hosted more than 23,950 youth between our flagship Scouts BSA Summer Camp program, off-season events, and through weekend unit programming.

2024 Camp Leadership

Caleb Sullivan
Program Director



Ken Bouchat
Camp Director



Tom Wagner
Sr. Camp Ranger



Travis Bristow
Camp Ranger



Chris Wetzel
Program Specialist





What's New in 2024

Facility Improvements:

- Renovated Tindeutschen Campfire Amphitheater
- New driveway signage

Upcoming Facility Projects:

- Campsite comfort stations
- Indoor dining hall
- Renovated shooting ranges

Program Updates:

- Remixed Project Wake itinerary
- Increased number of Project Wake crews
- Progressive recognition program
- Lunchtime meal program added
- Siesta block after lunch
- Mid-day games during siesta block

ICYMI: What's New 2017-2023

Program & Services:

- LaPorte Sporing Arrows
- Stand-Up Paddleboarding Award
- Level I Climbing Instructor Training
- Return of Cowboy Action Shooting
- Improved camp registration system
- Website improvements
- Designated Scoutmaster lounge
- Continued merit badge rotation
- Return of Lake Straus paddle sports

Facility Upgrades:

- Pier program moved to Camp Oest side
- Cole Lodge roof replacement
- STEM Lodge high-speed internet
- Additional of crate-stacking to tower
- Climbing tower exterior lights
- New campsite cots
- Renovated camp trading post
- Communal area bulletin boards
- Improved internet service
- 55' climbing tower built
- New pool liner
- Utility project – Underground water, comm., electricity
- Renovated rifle range
- Galloway Lodge Renovation
- Cabin LED lighting conversion
- Campsite cabin roof improvement





Table of Contents

Pre-Camp Planning	5	Quartermaster	23
Camp Registration	5	Chaplain Service	23
Camperships.....	6	Dining Service	23
Pre-Arrival Leader's Meetings	6	Sitesaver Program.....	23
Creating Your Budget	7	Policies and Procedures.....	24
Arrival Day Preparations	8	Youth Protection.....	24
Personal Gear Checklist	9	Health and Safety Services	25
Arrival Day	10	Camp Security.....	27
Getting to Camp.....	10	Vehicle Usage	28
Arrival at the Rosenberg Welcome Center .	10	Bicycles.....	28
Check-In	11	Smoking	28
Camp Tour.....	11	Uniforms in Camp.....	28
Camp Program	12	Camper Feedback Survey	28
Camp-Wide Programs	12	Appendix	29
Daily Schedule	13	Black Pug 101	29
Daily Class & Merit Badge Schedule.....	11	Merit Badge Prerequisites	30
Merit Badge Pre-requisites.....	15	Prerequisite Completion Form	31
Planning Your Troop Program.....	15	History of Broad Creek	32
Program Areas.....	16	Camp Safran Map	33
Project Wake	17	Campsite Inspection Sheet.....	34
Project Wake Itinerary (<i>tentative</i>).....	16	Parental Release Form.....	35
Project Thunder Herons.....	19	Drug Administration Record.....	36
Honor Awards	19	Medical Storage Sheet	37
Order of the Arrow	19	Merit Patrol Score Sheet	38
Troop Trips	19	Safran Eagle Award Sheet	39
Camp Service Projects.....	20	Provisional Scout Award Sheet	40
Backcountry Use.....	20	Scoutmaster Merit Badge Sheet.....	41
Provisional Program.....	20	Broad Creek Service Award	42
Camp Services	21	Shooting Sports Activity Waiver.....	43
On-Site Communication	21	Camper Code of Conduct.....	45
Accommodations and Facilities	22	Swim Classification Record Form.....	46
Commissioner Service	22	Camp Navigation with Avenza.....	48
Trading Post	23		





Pre-Camp Planning

Camp Registration

Registrations for summer camp are made first-come, first-served through our Black Pug camp registration system at <https://scoutingevent.com/220-24scoutcamp>.

A non-refundable \$200 site deposit fee is due at the time of registration to hold your campsite, which will be rolled into your final invoice. Troops who are sharing campsites will share this fee proportionately based on number of attendees.

Registration Fees

The **Standard** fee for registering for a week at summer camp is \$455. Our rates are all-inclusive, meaning there are no up-charges for programs your campers sign up for.

Early Bird payment rate ends April 1st. Youth slots that are reserved with a \$50 deposit on or before this date will be discounted \$25. This brings the youth registration to \$430.

Troops who will be renting a cabin campsite will pay an additional \$200 cabin fee.

Campsite Selection

Units will be able to request a favorite campsite during registration. Campsites are not confirmed until the unit is assigned to the campsite by the Camping Department.

Factors that will help units get their requested campsite:

1. Sitesaver unit from 2023
2. Booking date (deposit paid)
3. The unit's size matches the size of the campsite
 - a. If the above isn't the case, smaller units may be asked to

share the site with another smaller unit

In cases where multiple troops are sharing a cabin site, the first troop to register and pay the cabin fee will have access to the cabin.

Factors to consider when selecting a campsite:

- Size (see chart later in this document)
- Structures
- Proximity to:
 - Dining hall
 - Shower house
 - Parking lot
 - Program areas
- Is there a shared latrine?

Class Sign-Up

Merit badge, training, and special programs sign-ups are completed through the registration portal after a camper's information has been entered. To access the registration system, return to your original email confirming your registration or log into the unit leader portal at scoutingevent.com.

For help on registering for classes, watch the video in the Black Pug section of the appendix or reach out to us at campingservices@baltimorebsa.org.

Campers who plan to participate in the Project Wake older youth program or Project Thunder Herons first year camper program must register for them as part of class registration. Scheduled training such as Basic First Aid, Climbing Instructor, and IOLS also register this way (including for adult leaders).

Note that after the Early Bird deadline, all campers must be caught up with their deposit payments to register for their classes.





Refund Policy

Before April 1st, there is no penalty for cancelling or adjusting your unit's registration. From April 2nd to May 31st, any reductions in attendance or cancellations will result in a 15% cancellation fee. After June 1st, there are no refunds, pending exceptions made for extenuating circumstances. The decision to issue a refund after June 1st lies solely with the Camp Director.

Custom Camp T-Shirts

Units may pre-order camp t-shirts for their unit. This can be done online starting April 5th by visiting broadcreeksc.itemorder.com. Custom t-shirt orders are due no later than May 26th.

Additional camp apparel can be purchased on-site at the Trading Post or purchased ahead of time through our online store at www.broadcreekbsa.org/shop.

Pre-Arrival Leader's Meetings

Our 7pm Wednesday pre-arrival meetings previously held at camp have transitioned into an early check-in opportunity, where leaders may come to camp a week before their arrival to inspect their site, ask questions, and submit paperwork. In lieu of these in-person meetings, we will be offering pre-arrival leader's meetings via Zoom to prepare for the season. These meetings will be specialized but all are open to any unit attending Broad Creek. Each will be recorded and made available online.

Here is our lineup, along with the links to attend:

Camperships

Each year, the Baltimore Area Council presents several camperships to Baltimore area youth attending Broad Creek. This assistance will not exceed 50% of the summer camp early bird registration rate and can only be used for summer camp registration. To be eligible for a campership, a Scout must meet the following conditions:

1. Belong to a unit with a Baltimore Area Council charter
2. Have a demonstrated need for assistance
3. Turn in a complete campership application prior to March 1st

After turning in the application, the youth's unit should pay 50% of the registration fee. Applications are then reviewed by a volunteer committee. Once decisions are made, the parents of the youth will be notified via mail if they've been granted or denied assistance. Decisions will be made based on the level of need and on available funds. Camperships are non-transferrable between scouts.

First-Time Broad Creekers	Provisional Camper Parents	Perennial Broad Creekers	Last Chance Meeting
Monday, April 29th, at 7pm	Tuesday, May 28 th , at 7pm	Thursday, May 30 th , at 7pm	Monday, June 3 rd , at 7pm
https://us02web.zoom.us/j/82158582053?pwd=TmNQQUs2aHZ1UmFLSXJLakJsa3RqUT09	https://us02web.zoom.us/j/82158582053?pwd=TmNQQUs2aHZ1UmFLSXJLakJsa3RqUT09	https://us02web.zoom.us/j/86008728504?pwd=RnZnUG9BdUdnZlhvVFMzS1MxvU5UQT09	https://us02web.zoom.us/j/83585445918?pwd=cTB6NExuYWJJOU5HK2E1SUZHYWdLUT09
Meeting ID: 821 5858 2053 Passcode: 175132	Meeting ID: 884 8118 8966 Passcode: 196345	Meeting ID: 860 0872 8504 Passcode: 328123	Meeting ID: 835 8544 5918 Passcode: 312210





Creating Your Budget

The Broad Creek program fee represents only a portion of your overall expense. Please consider the following items before determining the per person fee that you will collect:

- **BROAD CREEK FEE** This is the per person amount that you will pay to Broad Creek for your planned program
- **TRANSPORTATION** Transportation costs may include bus, train, vehicle rental, and/or fuel.
- **MEALS** Broad Creek will provide meals beginning with dinner on the day of your arrival and ending with breakfast on departure day. Units who are patrol cooking will need to plan a menu for the week and bring their own equipment. Plan to purchase travel meals in route to Broad Creek.
- **TRAINING** This includes all costs for unit events designed to prepare for your experience at Broad Creek.
- **PROMOTION** Include the cost of printing and postage. Additionally, many units enjoy creating group t-shirts, hats or other personalized attire or equipment. Broad Creek offers customized summer camp t-shirts, which can be ordered through your registration portal.
- **EQUIPMENT** Broad Creek will provide tents and cots for all allotted tents in a campsite (see “Accommodations and Facilities” for more information on campsites). If your trip includes additional camping, tours, etc., you may need to purchase unit equipment to accommodate these activities.
- **SIDE TRIPS AND TOURS** If desired, your unit may choose to plan additional activities in route to or from Broad Creek. The cost of these activities should be planned into your budget.
- **CAMP SPIRIT WEAR** If desired, your unit may pre-order Broad Creek camp T-shirts for the summer to be picked up at check-in. These shirts may be engraved with custom troop information for an added fee.
- **CONTINGENCY** Building a contingency into your budget creates a “rainy day” fund to meet unexpected expenses related to your trip. If desired, unexpended contingency funds may be refunded to unit members at the end of your trip.





Arrival Day Preparations

Keeping track of the administrative prep and paperwork is not always a walk in the park. Below is a full checklist to include what needs to be done before coming to camp, with recommended due dates. Run through it twice, and do not let paperwork hold back your week!

By now, your Unit Committee should have completed the basic plans for camp:

- You have paid your site deposit for your week at camp
- The Unit Committee has selected the adult leaders that will attend camp
- The camp savings plan continues
- Medical forms are given to all Scouts and Scouters to complete
- Leaders, committee, and youth leaders have reviewed this guide carefully and planned accordingly
- Unit Committee has contacted parents of Scouts not signed up
- Leader has given Scouts the packing list and discussed it

By March 1st

- Unit Treasurer should have paid the \$50 per youth deposit fee to secure Early Bird rates
- Baltimore Area Council unit campership applications are submitted by this date

By April 1st

- Unit “summer camp promotion night” has been held
 - Schedule unit swim tests (*optional*)
 - Collect information to submit custom camp t-shirt order
 - Drug Administration Record form distributed to youth and adults
 - Medication Storage Release Record distributed to adults
 - Shooting Sports Permission Slips distributed
- *Deadline to submit \$50 per youth deposit fee to secure Early Bird discount
- *Deadline for any reductions in attendance or cancellations without 15% cancellation fee

By June 1st

- Unit leader has attended or viewed recording of one of the pre-arrival leader’s meetings
 - Unit leader has ensured Scouts have registered for merit badge classes online
 - Unit leader has reviewed the merit badge pre-requisite list and addressed it with their Scouts
 - Unit Treasurer has paid the balance of fees
 - Unit leaders have finalized unit advancement objectives and program plan
 - Transportation plans are finalized
 - Scouts and parents have been reminded of camp dates, packing lists, and medical forms
- *Deadline to receive refunds for any reductions in attendance or cancellations
- *Deadline to add registrations without \$50 late fee

Before Arriving at Camp

- All Scouts and Scouters have physical exams, unit leader collects completed health forms
- Unit leader collects all completed drug administration records and medication storage release forms
- Unit leaders meeting; last minute program changes updated
- Pre-camp orientation for parents
- Double check online event roster to ensure it is still accurate
- Final check of equipment and transportation (carpool)
- Arrival binder/folder ready:
 - Medical forms (2 copies recommended)
 - Copies of program schedule
 - Duty roster
 - Drug administration record forms
 - Proof of Accident & Sickness Insurance (Non-BAC units only)
 - Medication storage release forms
 - Medications secured and bagged
 - Shooting sports activity hold-harmless waivers





Personal Gear Checklist

Clothing

- Complete Field Uniform (Class "A")
- Order of the Arrow sash, if appropriate
- Underwear, socks and summer clothing for six days
- T-Shirts
- Long pants and jacket (for cool evenings)
- Hat
- Swimsuit (one-piece or tankini for girls)
- Sleeping clothes or pajamas
- Rain gear
- Hiking boots
- Sneakers (for around the campsite)

Optional items

- Book of worship
- Backpack (for outpost use)
- Camera
- Fishing equipment
- Insect repellent
- Sunscreen
- Pillow or Air Pillow

- Lock for public storage lockers
- Money for Trading Post
- Harmonica, bugle, or musical instrument

Personal Equipment

- Annual Health and Medical Record (BSA Form 680-001) signed and dated by doctor AND parent
- Prescription medications
- Sleeping bag or blankets with pillow
- Toilet Kit Containing: (toothbrush & toothpaste, soap, deodorant, shampoo, comb/brush, mirror, etc.)
- Towel and washcloths
- Flashlight with extra batteries and bulb
- Scout Knife (no sheath knives)
- Daypack
- Personal first aid kit
- Canteen or water bottle
- Notebook or writing paper
- Several pens or pencils
- Scouts BSA Handbook
- Blue cards (optional)

Additional items recommended for Project Wake:

- Long pants
- Long-sleeved shirt
- Sleep system (optional)
- Climbing Helmet (optional; will be provided otherwise)
- Headlamp (optional; will be provided otherwise)
- Fishing rod (optional)

Do not bring:

- Firearms
- Explosives
- Long fixed-blade knives
- Drugs or alcohol





Arrival Day

Getting to Camp

Physical Address

Broad Creek’s summer programs occur at Camp Saffran, which is located at:

**1929 Susquehanna Hall Rd. Whiteford,
MD 21160**

Directions to get to Camp Saffran

From Baltimore, travel North on I-95; from Delaware and Pennsylvania, travel South on I-95.

Take Exit 80 (MD Rt. 543) North towards Churchville.

Travel two and a half miles, then turn right onto MD Rt. 136 heading north.

Travel thirteen miles, crossing MD Rt. 22 and US Rt. 1, and turn right onto Peach Orchard Road (look for the sign).

Make the right onto Susquehanna Hall Road
Turn right into camp at the “Welcome to Broad Creek” sign.

Arrival at the Rosenberg Welcome Center

The Rosenberg Welcome Center serves as the Reservation Headquarters (RHQ) and Camp Administration building.

Parking

Every campsite is allowed 1 vehicle. This can include a vehicle and a trailer, but there may not be 2 vehicles at any campsite. All





other vehicles must be parked at the Rosenberg Welcome Center parking lot.

During the check-in process, your unit may rotate vehicles at the campsite to unload gear, but there may only be 1 vehicle at any given time.

Check-In

The check-in window begins at 1pm on Sunday. Once you arrive at the Rosenberg Welcome Center, the SPL and 2 adult leaders will go inside to check-in. At this time, your unit will receive a packet of papers for the week. There will be an opportunity to make any necessary adjustments to class schedules.

You will also meet your assigned Troop Guide from the Camp Staff. Your Troop Guide will accompany your unit throughout the check-in and check-out processes.

Your Troop Guide will possess a roster form which will be key in tracking swim check information, shooting sports permission slip completion, and roster corrections. This roster will remain with the guide through the tour, ending up at the welcome center to be scanned and filed.

Camp Tour

After checking-in at the Rosenberg Welcome Center, your unit will be led on a tour of the camp. As part of the tour, your unit will be doing their medical rechecks and swim tests (if needed), as well as seeing many of the program areas.

Medical Rechecks

During your camp tour, before heading to the Pool, you will be stopping by the Dining Pavilion for medical rechecks. Each Scout and Leader will check through their medical form with a staff member. Allergies will be double-checked and given to the kitchen

staff. There will be brief discussions on hydration, hygiene, and our camp Code of Conduct.

After finishing, the medical forms will go with the Camp Health Officer and will be kept secure at the Health Lodge for the remainder of the week.

Swim Test

Swim tests will be completed after med rechecks at the Pool. A staff member will give an overview of the tests, as well as the policies of the pool and shower house. Any Scout or Adult who does not want to take a test will be given a non-swimmer wristband at the shower house. Campers will rinse off in the showers, and then attempt their tests.

Beginning this year, Broad Creek will be accepting the "Swim Classification Record" form as proof of swim test completion (see appendix). While units will still visit the pool during check-in, this form will allow them to move quicker through the check-in process.

Units using this form are required to present a photocopy of the credentials belonging to whoever administered the test. The Aquatics Director and Aquatics Staff retain the right to retest any campers who use this form if they deem it necessary.

If you would like to schedule a day for your unit to take swim tests in the pool at Broad Creek prior to arrival, reach out to Ranger Travis Bristow at tbristow@baltimorebsa.org.

Campsite Move-In

During your campsite move-in, your Troop Guide will go with the Senior Patrol Leader and an adult leader to inspect the condition of your campsite at move-in. Any damages or messiness that was missed during the pre-arrival inspection of the campsites will be noted on your Troop Guide's campsite move-in form and fixed by evening campfire.





Camp Program

NOTE: This section may undergo updates throughout the spring leading up to summer camp. Please monitor your email and the Broad Creek website for updates to the Leader's Guide.

Camp-Wide Programs

Broad Creek has a rich tradition of keeping our campers engaged from the minute they wake up to when they hit the pillow in the evening. The below programs will appear at least once every week. A complete schedule of these (and other) open programs will be available on arrival at camp.

Opening Campfire

The opening campfire is our arrival day finale! Come get pumped up or share a laugh with us as we kick off a fantastic week of summer camp programs. The show is presented by our dedicated Broad Creek Staff.

Star Hike

The stars shine bright from Astronomy Hill! Join our Conservation and Ecology staff as we venture out to the backcountry of Broad Creek to view the clear night sky.

Quarry Hike

Broad Creek has a long natural and historical history. Jump on the Quarry Hike to learn a little more about a few of camp's interpretive locations.

Polar Bear Plunge

Everyone's favorite camp activity is back! Come start your day right by jumping into the cold water of the Camp Saffran pool early in the morning.

Cowboy Action Shooting

Saddle up! Cowboy Action Shooting has returned to town. Come shoot our western lever-action .22 rifle and double-barrel coach gun when we set up a unique shooting showdown at the rifle range.

LaPorte Sporting Arrows

Laporte sporting arrows involves a thrower ejecting foam discs horizontally along an archery range, providing a moving target for archers.





Tomahawk Throwing

It's all in the technique! Tomahawk throwing is the perfect stress relief during a long, hot day at camp. Come learn the proper way to stick an axe in our wood targets.

Closing Campfire

Occurring Friday night, our closing campfire is an opportunity for you to show camp what you got. Sign up for a slot to share a skit, song, or both as we take some time to finalize another awesome week at Camp Saffran.

Daily Schedule

Each weekday of the week (Monday-Friday) will follow the below daily schedule:

Event or Activity	Start Time	Notes
Early-bird programs	6:00AM	Limited morning programs for those eager to arise! Details are released in late spring with the Open Program Schedule
Morning Flag Ceremony	7:45AM	Broad Creek's morning assembly at the Parade Field. Units may sign up to do flag ceremonies throughout the week. Activity uniforms acceptable (Class Bs)
Breakfast	8:00AM	Meal program at the Dining Hall
Morning Classes	9:00AM	See next page for daily class schedule
Lunch	12:00PM	No assembly; Scouts head right to the Dining Hall
Siesta	1:00PM	Free time. Camp will offer some limited midday programs during this time. These will be available in late spring with the Open Program Schedule
Afternoon Classes	2:00PM	See next page for daily class schedule
Siesta	5:00PM	Free time. Scouts change into their field uniform (Class As)
Evening Flag Ceremony	5:45PM	Broad Creek's evening assembly at the Parade Field. Units may sign up to do flag ceremonies throughout the week. Field uniforms recommended (Class As)
Dinner	6:00PM	Meal program at the Dining Hall
Evening Programs	7:00PM	Variety open program, showcasing the best experiential programs camp has to offer. Details are released in late spring with the Open Program Schedule. Ends at 9pm.
Taps	10:00PM	Quiet hours begin



Daily Class & Merit Badge Schedule

	Block 1 9 - 9:50	Block 2 10:10-20 10:30-10:50	Block 3 11 - 11:50	Block 4 12 - 12:50	Block 5 1 - 1:50	Block 6 2 - 2:50	Block 7 3-3:20 3:30-3:50	Block 8 4 - 4:20 4:30-4:50	
Con-Ec	Environmental Sci	Fish and Wildlife	Environmental Sci	Lunch	Siesta	Insect Study	Geology/Mining in Society	Weather	
	Bird Study	Forestry	Fishing			Reptile & Amphib	Veterinary Medicine	Nature/ Mammal Study	
Climbing	Climbing (12)		Climbing (12)			Level I Climbing Instructor	Climbing (8)	Open Climbing	
Eagle Summit	Personal Management	Cit in the Nation	Personal Fitness			Emergency Prep	Communications	Cit in the World	
Trade Skills	Metalwork (10)		Welding (10)			Auto Maintenance	Woodworking	Plumbing	
Handicraft	Painting/Art	Sculpture	Basketry			Woodcarving	Music	Leatherwork	
Scoutcraft	First Aid	Wilderness Survival	First Aid			Fire Safety	Pioneering		
	Camping	Orienteering	Camping			Wilderness Survival	Search & Rescue	Paul Bunyan Woodsman	
Shooting Sports	Archery		First Year Camper Open Shoot			Archery		Open Archery	
	Shotgun Shooting (8)					Shotgun Shooting (8)		Open Shotgun	
	Rifle Shooting (16)					Rifle Shooting (16)		Open Rifle	
STEM*	Chemistry (15)	Signs Signals & Codes (15)	Programming (15)			Engineering (15)	Animation/Movie Making (15)		
	Robotics (15)	Electronics (15)	Astronomy/Space Expl. (15)				Chess/Game Design (15)		
Pool	Swimming	Snorkling BSA	Swimming			First Year Camper Swimming			
	Lifesaving		Lifesaving						
	BSA Aquatics Supervision & BSA Lifeguard								
Lake Straus Pier (New Location!)	Canoeing		Rowing	Canoeing		Stand Up Paddleboarding (6)			
	Kayaking		Kayaking	Kayaking		Open Boating			
Trading Post	Salesmanship (10)								
Project Thunder Herons	Weeklong First Year Camper Program (fun, advancement, and the opportunity to earn Leatherworking MB and Swimming MB) (75)								



Merit Badge Pre-requisites

Pre-requisites are requirements that are not able to be completed in a summer camp environment and must be completed in advance of camp to complete the badge. A great effort has been made by our staff to have the least pre-requisites possible; almost all work for badges that require pre-requisites will be completed in camp.

For a Scout to complete their pre-requisites, they will need to have their Scoutmaster sign off on a Pre-requisite Completion Form. This form, along with a complete list of pre-requisites, is available in the appendix.

Planning Your Troop Program

Broad Creek is here to supplement your own planned troop programming. While at summer camp, Senior Patrol Leaders and Scoutmaster must make sure to exercise the methods of Scouting, which include:

- I. Scouting Ideals
- II. Patrol Method
- III. Outdoor Experiences
- IV. Advancement
- V. Personal Growth
- VI. Adult Association
- VII. Leadership Development
- VIII. Uniform

A successful unit leader is one who can exercise every one of these methods during their trip to summer camp. Our Camp Commissioner is your resource to achieve this and will be your friend in making sure your unit has the most exciting and beneficial experience possible.

Some examples of unit programming at summer camp (led by the SPL):

- Evening campfires
- Fireguard charts (provided in each campsite)
- Duty roster and other postings
- Campsite cooking
- Troop vs. staff sporting events
- Skit and song planning for the closing campfire
- Troop hikes or outings in the evenings (see the “Troop Trips” section)
- Daily Roses, Buds, and Thorns
- Camp patrol and unit honor awards
- Multi-troop gatherings





Program Areas

Conservation & Ecology

Focusing on nature, the outdoors, and preservation, Con-Ec provides many different merit badges varying in depth. The area's merit badges will cover a variety of subjects, including the history of US ecology policies, and the BSA's history with ecology. Participants will also learn about biodiversity and how what we do affects the natural world around us.

Climbing

Located in the center of camp, just down the hill from our parade field, the Climbing tower is a visual landmark in the camp. Offering three sessions of climbing merit badge, and a section of open climbing in the afternoon, the tower is an area in high demand.

Eagle Summit

Specializing in some of those more difficult Eagle required merit badges, Eagle Summit is an area that most participants will go to at some point in their time in scouting. Offering six different merit badges, it's important that if you take a merit badge here, you had better be ready to listen, learn, and most importantly, look at the pre-requisites.

Handicraft and Trade Skills

Two areas that frequently operate together as one, this area offers a lot more of the hands-on style merit badges. In Handicraft, challenge your creativity with six different merit badges centered around arts and crafts. While in Trade Skills, test your handiwork and learn some skills with five different merit badges that teach you important life skills that could also lead to careers.

Lake Straus Pier

Broad Creek's Lake Straus is our location for all your boating needs. Offering three separate merit badges involving watercraft, learn to operate a canoe, kayak, or rowboat on our beautiful lake.

Pool

Our swimming pool is the place cool off at Broad Creek. Offering Swimming and Lifesaving merit badges, as well as instructional swim for Project Thunder Herons, and the BSA Snorkeling Award.

Scoutcraft

Thinking about your quintessential scouting skills? Scoutcraft is the place! Offering eight merit badges, two of which are eagle required, and the Paul Bunyan Woodsman program, scoutcraft is full of variety. Learn about the basics of camping and planning for your troop, how to survive in the outdoors, how to build structures with rope, and much more!

Shooting Sports

A truly classic area, shooting sports offers three separate merit badge programs in archery, rifle, and shotgun. In the later afternoon, the area also offers open shooting for those interested.

STEM

STEM (Science, Technology, Engineering, and Mathematics) is an area that tests a participant's creativity. Offering ten separate merit badges, participants get to explore skills based on the different parts of STEM, that may spark an interest in a future career in STEM.





Project Wake

Older Youth Program

Project Wake is the latest edition of Broad Creek’s older-youth program. Campers will escape the main Broad Creek campus to canoe and explore locations along the 20 mile-long, 1-mile-wide Mason-Dixon line section of the Susquehanna River.

Under the guidance of our adventure team, campers who register will participate in a kayak/canoe shakedown Sunday, before leaving camp to launch the experience on the Susquehanna River. Staff will remain with campers throughout the trek, ensuring safety and facilitating a reflective week of adventure.

We’re planning (at most) four sessions in 2024:

- June 23-29
- July 30-July 6
- July 7-13
- July 14-20

Planned activities and locations include:

- Canoeing
- Hiking
- Caving
- Museums
- Scenic overlooks
- Scenic camping

A tentative itinerary for this year is available on the next page.

Available to: Youth 14+, or 13 and completed the 8th grade, and adult leaders

Location: Broad Creek Backcountry, Susquehanna River

Each crew will consist of 5-11 youth and adult participants and will be accompanied by a trek guide. It is highly recommended that campers attending Project Wake register as a unit, providing proper two-deep leadership. Each crew will need two 21+ adult leaders in addition to our staff to be able to launch. Venturers and Sea Scouts may participate as co-ed crews with appropriate adviser supervision. Scouts without units are welcome to attend by registering as “Provisional Scouts” through the summer camp registration portal.

Participants must pass their swim test as a swimmer and be able to row a canoe or kayak long distances at a time. An assessment of skills will be done during the shakedown.

Registration is like registering for merit badges. Attendees register for summer camp and select “Project Wake – Female Crew” or “Project Wake – Male Crew”. Adults who wish to attend may select “Project Wake – Adult” in their class selection. If any adults, participating or not, are willing to volunteer their vehicle to assist with transportation, they may select “Project Wake – Volunteer Driver”. Venturing and Sea Scout crews pursuing a co-ed crew should reach out to campingservices@baltimorebsa.org to set aside a scheduled crew as co-ed.



Project Wake Itinerary *(tentative)*

	Sunday	Monday	Tuesday	Wednesday	Thursday	Friday
7:00						
7:30		Wake up	Wake up	Wake up	Wake up	Wake up
7:45		Flag Ceremony				
8:00		Breakfast @DH	Breakfast @ Peque	Breakfast @ Indian Steps	Breakfast @ outpost	Breakfast @ outpost
8:30						
9:00		Drive to Conestoga Drop in	Canoe to Wind Caves	Tour Indian Steps Museum	Pack for Tubing	Pack up outpost
9:30						
10:00		Canoe to Indian Petroglyphs			Transportation to Deer Creek	Transportation to Guppy Gulch
10:30					Tubing @ Deer Creek	Guppy Gulch
11:00			Hike to Windcaves			
11:30						
12:00		Caving at Wind Caves	Lunch @ Indian Steps			
12:30	Lunch @ Petroglyphs					
1:00			Waterfall Hike	Lunch @ Deer Creek	Lunch @ Guppy Gulch	
1:30	Check-in					
2:00		Canoe to Peque Camp				
2:30	Swim test					
3:00		Hike to House Rock and Lunch			Guppy Gulch	
3:30		Hike to Wind caves pull out		Tubing @ Deer Creek		
4:00						
4:30	Paddling Orientation		Pack up Indian Steps		Transport to BC	
5:00		Canoe to the Indian Steps Museum			Clean up prepare for dinner	
5:30			Transportation back to BC	Transportation back to BC	Flag Ceremony	
5:45	Flag Ceremony	Set up at Peque	Camp Set up			
6:00	Dinner @DH		Dinner @ DH	Dinner @DH	Dinner @ DH	
6:30		Dinner and Games	Dinner @ Indian Steps			
7:00	Siesta					
7:30			Evening program	Evening program	Campfire Show	
8:00	Campfire	Spend night @ Peque Camp				
8:30						
9:00			Spend night @ Indian Steps	Spend night @ outpost	Spend night @ outpost	
9:30						
10:00						



Project Thunder Herons

First-Year Camper Program

For our less experienced Scouts, Project Thunder Herons aims to introduce the participants into scouting by going over various requirements and skills leading up to First Class. Through this program, participants can explore the camp and get samplings of different program areas throughout the week, being able to explore what they like and maybe find something new. In addition, the participants are given the opportunity to earn the Leatherwork and Swimming Merit Badges.

For details on Project Thunder Herons, please see the separate Project Thunder Herons Program Guide document available at broadcreekbsa.org/summer.

Honor Awards

Campers achieve much during their time at Broad Creek, but there are a few awards for those Scouts and Scouters that go above and beyond during their week at camp. The worksheets for each can be found in the back of the Leader's Guide.

Order of the Arrow

The Order of the Arrow is Scouting's honor society and has a distinct presence at Broad Creek during summer camp. Below is a list of a few ways the OA contributes to the camp experience at Broad Creek:

Camp Chief

The Camp Chief is the staff liaison to the Order of the Arrow and coordinates all OA activities at camp. They are typically one of our commissioners and will visit each Troop over the course of the week to promote OA Lodge activities and provide general customer service.

Order of the Arrow Social

Once a week, the Camp Chief will put on an ice cream social for OA members and those interested in getting involved with the OA. During this time, the special Order of the Arrow Trading Post will be open for those wishing to purchase special items not sold in our usual camp trading post.

Callout Ceremony

The Order of the Arrow will call out candidates for joining the Order of the Arrow at the closing campfire each week. These candidates will need to be voted in during an OA election held at a unit meeting and communicated to the camping department **at least two weeks** before your troop's arrival to camp.

Troop Trips

Broad Creek is local to many surrounding attractions that are great for units to visit during their own off-site excursions. Here are some of our favorite locations and activities:

- Rocks State Park
- Cold Cabin Susquehanna Waterfront
- Broad Creek Public Landing
- Mason-Dixon Trail (multiple sections)
- Wind Caves
- Indian Steps Museum
- Guppy Gulch Park
- Susquehanna State Park
- Susquehannock State Park
- Deer Creek float
- Hawk Point Overlook
- Muddy Run Reservoir

If you would like to know details ahead of time of how these locations could fit into your camp experience, give the Camp Director a call at 443-573-2525.





Camp Service Projects

Broad Creek is available to facilitate service projects for troops of any size. To organize a service project, please email Ranger Tom at twagner@baltimorebsa.org.

What is completed during projects may vary depending on the needs of camp. If you have a proposal for a service project or are willing to donate materials, please contact Ranger Tom.

Here are some common examples of service projects at Broad Creek:

- Tree mulching
- Invasive species removal
- Trail clearing and maintenance
- Tree planting
- Campsite improvements
- Painting
- Tree cleanup
- Landscaping work

In addition to the above, camp is always in need of adult volunteers to complete other projects youth cannot. If any of your adults have time to spare and would like to help, find Ranger Tom and he will set you up.

Backcountry Use

The backcountry of Broad Creek is available for hiking, camping, orienteering, and more to any unit attending summer camp. Before you head into the backcountry, please turn in a hiking plan at the Rosenberg Welcome Center that includes the following:

- Activity (hiking, overnight camping, orienteering, etc.)
- Time of departure and time of return
- Trails taken and destination
- Number of youth and adults attending
- Number of youth and adults left in camp if any

- Method of communication in case of emergency (radios can be provided by request)

Provisional Program

Provisional Campers (Scouts camping as individuals and not a unit) are not required to pay the site deposit to complete a registration. Provisional campers should select "Provisional Youth" during registration to be added to a provisional troop for the week.

How is a Scout assigned to leaders for the week?

Parents register their Scout as a provisional camper at Camp Saffran for any week of summer camp. Provisional Campers are then assigned to a BAC unit that will be attending camp that week. Parents will be notified regarding the unit number, site name, and leader's names, and contact information for the Troop assigned, prior to arrival at camp. For more information, contact the Camping Services Office at 443-573-2523.

What is the fee for adults?

Leader fees are \$190 for adults wanting to attend with their Scout. If you are willing to volunteer as a Provisional Leader for that week and fulfill a set of volunteer leader responsibilities, this fee is waived. Note that parents attending for a full week are required to be registered adult members of the BSA.

How will I receive information prior to camp?

Parents of provisional youth will be contacted by the provisional leaders for their youth before arrival at camp. Please review the health and safety section of the leader's guide to be ready to discuss medications and any other health-related topics





Camp Services

On-Site Communication

Remind

Broad Creek uses the Remind SMS messaging service to quickly communicate announcements to unit leadership. To ensure every unit can use this service, please register no more than 5 members of your unit. At minimum, each Troop's Senior Patrol Leader and Scoutmaster should be registered.

Although this communication is one-way and prevents one-on-one contact via text, we ask that Scouts be at least 13 years old to register for Remind.

To sign up, use your mobile device to text your week's code from below to the phone number "81010". Adults over 18 designated to use Remind should sign up as "parents", while youth designated should sign up as "students":

Week	Code
Session 623 (Week 1)	@bc0623
Session 630 (Week 2)	@bc0630
Session 707 (Week 3)	@bc0707
Session 714 (Week 4)	@bc714

Mail

Scouts love receiving mail while at camp! Each unit may pick up their mail at the Rosenberg Welcome Center. Outgoing mail leaves camp daily and can also be dropped off at the Welcome Center.

All incoming mail should be addressed as follows:

(Scout's Name), Troop #
Broad Creek Memorial Scout Reservation
1929 Susquehanna Hall Rd
Whiteford, MD 21160

Phone

Rosenberg Welcome Center

410-420-4076 (registration or general needs)

410-420-4077 (in-camp needs)

Camp Health Lodge

410-420-4080

Camp Trading Post

410-420-4081

Ranger Tom Wagner

443-463-0937

Ranger Travis Bristow

443-377-4079

Baltimore Camping Services

443-573-2523

Ryan Jackson, Camp Director

O: 410-420-4078

C: 240-357-8981





Accommodations and Facilities

Campsites

Each campsite at Camp Saffran contains 2-person canvas BSA platform tents & cots organized in patrol style sites. Picnic tables, bulletin boards, flagpoles, and shelter are also included. Scouting out your campsite at pre-camp leader’s meetings is highly encouraged, especially if you have not visited Camp Saffran before.

Eight campsites have cabins, equipped with a full kitchen, stove, hot water, electricity, and plenty of table space inside for meetings and merit badge work. Four campsites have a program pavilion and an Adirondack with a cooking space and electricity. All campsites have a structured shelter. Some sites share a water source and a latrine although there is a community bathroom and shower facility in the center of camp.

Campsite	Type of Site	Tents provided	Trailer pad
Conowingo	Cabin	14	Yes
Dan Beard	Cabin	22	Yes
Flint Ridge	Cabin	28	Yes
Friar Tuck	Adirondack	10	Yes
Frontier	Cabin	10	Yes
Hawkeye	Adirondack	14	Yes
Jamestown	Adirondack	16	Yes
Lookout	Cabin	20	Yes
Pioneer	Cabin & Adirondack	14	Yes
Prospect	Cabin	20	Yes
Sherwood Forest	Adirondack	6	
Susquehanna	Cabin	10	Yes
Long Range	Carport	22	Yes
Timberline	Adirondack	10	Yes
Uncas	Adirondack	6	
Hansen Lodge	Special Needs	40 bunks	

Internet Service

Broad Creek has updated its internet service, switching from satellite to modern broadband internet with much faster speeds.

While many come to Broad Creek to escape the outside world, scouting in the modern

age often comes with a need for internet communication. It is up to each individual unit to decide their electronic device policy for camp and share Wi-Fi credentials as they see fit.

Wi-Fi is available at the Rosenberg Welcome Center, the camp Trading Post, and the Health Lodge. The password for the “BroadCreekGuest” network is “trustworthy”.

Scoutmaster’s Lounge

The Rosenberg Welcome Center meeting room will be available during the day as a quiet area for adult leaders to relax in the AC, drink coffee, and complete work. Hours for the week will be posted on the door.

This room will also be the site for a few of our adult trainings in the evenings.

Laundry

Public laundry is not available at Broad Creek. If there is an emergency, we have a few washing machines available. Please contact a staff member for more information.

Commissioner Service

Our camp commissioners rove Broad Creek during the week and are your resource for problem-solving, giving feedback, and getting general info about the Broad Creek program. They are here to help you have the best week possible and will do everything in their power help resolve the challenges unit leaders may commonly face at summer camp. You will likely see them stop by your campsite once or twice a day.

Campsite Duties and Inspections

Your commissioner does campsite visitations daily. Be sure to keep your Troop responsible for the cleanliness of their own living areas along with the general campsite. For inspection, all tent flaps will need to be





uniformly open or closed. No bonus points during inspection are given to either, so long as it is consistent across the campsite.

Certain responsibilities will be given to your Troop while in camp and may include tasks like cleaning your campsite or tidying up your latrine. Senior Patrol Leaders will be briefed on all duties and expectations upon arrival.

Trading Post



Located at the lower parking lot, before the dining hall, the trading post offers a variety of products for those here at camp. Known primarily as a popular spot to get candy or ice cream, we also sell various camp merchandise such as shirts and hats.

Necessities such as water bottles, batteries, painkillers, and maps are also available at the trading post. The Trading Post is closed during breakfast and dinner but is otherwise open from 9am to 9pm.

Quartermaster

Forget that one item at home? Broad Creek has a collection of camping items that are available for troops to borrow. Ask your commissioner or head to the Rosenberg Welcome Center to request or sign out a piece of our camping equipment. Examples of camping equipment in QM include:

- Igloo water coolers
- Camp stoves.
- Tarps

Chaplain Service

Once a week, our Camp Chaplain convenes an interfaith Scout's Own service at the camp chapel. Check the open program schedule on arrival at camp to make sure to be there. Our chaplain is also available to provide other religious services to units upon request.

Dining Service

Broad Creek accommodates both patrol cooking and dining service as options for troop meals. Times for breakfast, lunch, and dinner can be found on the weekly program schedule and the merit badge schedule. Breakfast and dinner always follow the morning and evening flag ceremonies.

Those with dietary restrictions are asked to report their restrictions through the registration system and in-person during medical re-check, so that the dining hall staff can match faces to names.

Troops participating in patrol cooking will bring their own cooking gear and food to cook in their campsites. It is recommended that troops that are patrol cooking still send representation to morning and evening flags to participate and receive announcements.

Sitesaver Program

Our campsites for summer camp fill up earlier every year. While registration for summer camp 2025 will open on August 1st, troops attending camp this year have exclusive early access to reserve their same site for the same week in 2025 if they do so before they depart camp.

This requires a visit to the Camp Clerk at the Welcome Center, a rough estimate of youth and adults who will come in 2025, and the usual \$200 campsite deposit fee. Note that camper counts can be adjusted at any time after submitting your deposit.





Policies and Procedures

Youth Protection

Broad Creek is dedicated to abiding by the BSA standards of Youth Protection. All adults staying overnight are required to complete BSA Youth Protection training at my.scouting.org. Additionally, any adults staying at camp more than 72 hours over the course of the week must be registered adult members of the BSA.

We abide by the BSA Youth Protection Mission Statement:

True youth protection can be achieved only through the focused commitment of everyone in Scouting. It is the mission of Youth Protection volunteers and professionals to work within the Boy Scouts of America to maintain a culture of Youth Protection awareness and safety at the national, territory, area, council, district, and unit levels.

In preparation for camp this summer, please have all leaders review [Scouting's Barriers to Abuse](#).

Adult Supervision

One-on-one contact between adult leaders and youth members is prohibited both inside and outside of Scouting, either in person, online, over the phone, or via text. Two-deep adult supervision by registered adult leaders 21 years of age or over are required for all Scouting activities.

At Broad Creek, common areas of camp, such as the shower house, trading post, and the sport courts, must be supervised with an adult nearby. If you know many of your Scouts are heading to one of these areas for an extended time, please send an adult to be in the area.



Separate Accommodations

Separate accommodations for adult males and females and youth males and females are required for tenting, lodging, and restroom facilities. Youth sharing tents must be no more than two years apart in age. Adult participants aged 18-20 are treated as adults and cannot share tents with youth participants.

Broad Creek has separate shower facilities for adult male, adult female, youth male, and youth female, all available at the pool shower house. The trading post restrooms are reserved for adult use-only, while the Rosenberg Welcome Center public restrooms are available to all and separated between male and female. Rosenberg has any-gender restrooms available inside upon request.

The Buddy System

At Broad Creek, all campers must always use the buddy system while in camp. A minimum of two individuals should always remain together.

When travelling to different program areas, campers must do their best to stay within eye or earshot of their buddy.





Allegations of Bullying or Abuse

Suspected bullying or abuse must be reported as soon as it is suspected. Failure to do so may result in criminal or civil penalties. No state requires that you have proof that abuse has occurred prior to making the report, only that it is suspected.

Call 1-844-SCOUTS1 to report the situation.

All reports must be immediately reported to the Camp Director. Initial reports may be oral, but any oral report must be documented in writing at the earliest possible time.

In cases involving allegations of sexual abuse against an individual, the Scout Executive of the council in which the alleged abuser resides is also responsible for implementing proper procedures.

Health and Safety Services

Health and Medical Record

All Scouts and leaders remaining in camp more than 48 hours must bring to camp a completed [Annual Health and Medical Record \(BSA Form 680-001\)](#). This record is brought to medical re-check, remains with the Camp Health Officer for the duration of the week, and is returned on departure.

Medications

All youth bringing medications to camp are required to have a Drug Administration Record form completed by a parent (see appendix).

If medications will be controlled and administered by an adult leader, these forms will be kept by the Scoutmaster. In this case, medications are required to be kept behind a lock and refrigerated if needed. Locked containers will be brought by the unit.

In all other cases, these forms will be submitted to the Camp Health Officer during medical re-check. These medications will be controlled and administered at the Health Lodge by the Health Officer.

Adults 18 years or older who wish to keep their medications with them in their campsites must complete a Medication Storage Release Record (see appendix) and submit it during medical re-check.

Hydration

Clean, potable water is available at all program areas and campsites. All Scouts are expected to bring their own container for water. Every person is strongly encouraged to drink five quarts of water per day.

Heat Flag Advisory

Broad Creek uses a heat flag advisory system to strongly recommend when to take breaks and how much to drink. Ratios below are total minutes of activity by minutes of rest (activity : rest) and the number for water represents quarts drank per hour:

		Green	Yellow	Red	Black
Heat Index		<80	80-90	90-105	105<
Easy	Ratio	No limit	No limit	No limit	50:10
	Water	1/2	3/4	3/4	1
Mod.	Ratio	50:10	40:20	30:30	20:40
	Water	3/4	3/4	3/4	1
Hard	Ratio	30:30	30:30	20:40	Rest only
	Water	1	1	1	1

The conditions of the heat advisory will be indicated by a colored flag raised on the center flagpole at the parade field and communicated out via radio to staff.





Emergency Procedures

If you are aware of an emergency, report it to the Rosenberg Welcome Center, the nearest staff member, or call the Camp Director at 443-573-2525.

Please be prepared to report the exact locations and nature of the emergency.

All emergencies at Broad Creek will be identified by three blasts of the siren, followed by a text message with details through the Remind SMS system.

If the siren or bell sounds during daylight hours:

All Scouts and Leaders will report to the parade field; if program is in session, staff will lead Scouts in program areas to the parade field. Units assemble in flag formation and take attendance. The Camp Director or Program Director will collect head counts from each unit.

If it is unsafe to gather at the parade field, the Scoutmaster should take a head count of who they have with them and wait for staff runners to come to their campsite. Scouts in program areas will be held, counted, and dismissed at the conclusion of the emergency.

If the siren or bell sounds during night hours:

The Scoutmaster should take a head count and send the Senior Patrol Leader and a buddy to the Rosenberg Welcome Center to report their headcount. Further information will be given at that time.

Emergency Contact Information

Camp Address

Broad Creek Memorial Scout Reservation
1929 Susquehanna Hall Road
Whiteford, Maryland 21160-1703

Emergency Phone Directory

Emergency Services	911
Scouts First Helpline	1-844-726-8871
Welcome Center	410-420-4076
Health Lodge	410-420-4080
BAC Council Office	443-573-2500
Camping Services	443-573-2523
Camping Director	443-573-2525

Medical Services

The Health Lodge is prepared to handle camp illness and mild accidents. Emergencies at all hours, day, and night, will be handled at the Health Lodge.

Any camper who leaves camp for medical reasons must check out at the health lodge. Should hospitalization be necessary, we have arrangements with local ambulance service and local hospitals. The following are notable medical facilities nearby Broad Creek:

Upper Chesapeake Hospital
500 Upper Chesapeake Drive
Bel Air, MD 21014

Patient First
560 W. MacPhail Road
Bel Air, MD 21014

Insurance

For Baltimore Area Council Units

When medical or surgical treatment is involved, benefits more than the first \$300 will be payable only for the expenses shown (Up to \$15,000. for Accident Medical Expense Benefits and Up to \$7,500 for Sickness Expense Benefits) which are not recoverable under any other insurance policy or service contract. If no other





collectable insurance is available, this Primary Excess Provision will not apply.

Medical coverage under this plan does not provide duplicate benefits when an insured member is also insured under another BSA plan or Learning for Life plan for a national or regional sponsored camp or special event.

Out of Council Units

When medical or surgical treatment is involved, each Troop should submit copies of their council's accident and sickness insurance information. If you do not have accident insurance at this time, you should obtain it so you will be protected all year long. The Baltimore Area Council cannot provide accident or medical insurance for out-of-council campers.

Missing Home

Camp is a different environment for many youths. Many campers, new or old, may suffer from missing home (aka, "homesickness"). It is important to train your adult leaders in how to spot missing home, so you can respond in a way that's comforting to your youth. There are many symptoms, including:

- Headaches
- Disturbed sleeping patterns
- Feeling overwhelmed
- Sore throats
- Lack of appetite or concentration
- Crying
- Feelings of low-esteem or self-worth

If missing home happens, feel free to consult our Camp Commissioner, Health Officer, or other members of our staff at any time. We are happy to help but usually we will not interfere until asked.

How to Treat Missing Home

Try to discover exactly what is bothering your Scout. Youth can miss home for various reasons, including:

- Missing their parents
- Disliking the food
- Bullying
- Poor sleep

Once you discover exactly what is bothering your Scout, develop a plan to fix it. Avoid making promises you cannot keep, or bribing campers to stay at camp; any youth who overcomes missing home will feel pride in doing so.

Early Departure from Camp

All youth who leave early from camp must have a completed Parental Release of Campers form turned in to the Welcome Center. This form is only required for those who will or may need to be picked up early. It can be turned in on arrival or any time prior to pick up.

Wildlife and Other Natural Hazards

Broad Creek is a natural area, and as such, there are a lot of areas that are undeveloped. If someone finds themselves in an area that is a natural area of the reservation, they need to be careful. The wildlife lives here year-round, while you are just a visitor. Please exercise the Principles of Leave No Trace and respect our natural areas and wildlife.

Camp Security

Wristbands provide an identification system to those who belong in camp. All campers will have colored wristbands, while visitors to camp will have white wristbands. Camp staff are identifiable by their staff t-shirts and ID badges.

If you come across anyone in camp without a wristband or staff uniform, please alert a staff member or escort them to the Rosenberg Welcome Center to check-in or be dismissed from camp.





Vehicle Usage

In the interest of safety of our campers who walk along camp roads, these rules are to be followed:

- Vehicles may NOT be used to drive around camp after check-in
- Each campsite is allowed one vehicle and one trailer. Units that split campsites should plan their parking out ahead of time.
- All drivers must have a valid driver's license and all vehicles must be properly registered and insured
- Broad Creek and the Baltimore Area Council are not responsible for damage to vehicles parked in camp

Bicycles

Biking is permitted and encouraged at Broad Creek. All cyclists are required to wear a helmet and must be considerate of pedestrians, vehicles, and other cyclists while riding in camp. Biking may not be done on dirt surfaces (roads, grass fields, pavement are OK). As with any other camp activity, the buddy system is in effect for youth cyclists.

Smoking

Smoking is prohibited in camp except in designated areas out of sight of youth. Smoking in the presence of youth may lead to dismissal from camp.

Uniforms in Camp

Activity uniforms (Class Bs) will be worn for most of your stay. It is recommended that troops have their own identifiable activity uniform or order custom camp t-shirts.

Field uniforms (Class As) are recommended for evening flag ceremonies and opening/closing campfires. Field uniforms are not recommended to be worn in the event of red or black flag heat advisories.

Camper Feedback Survey

Broad Creek is always looking to improve its outdoor programs. We ask that one adult leader and one youth leader from every unit complete our digital Camp Evaluation survey by scanning the QR code below, or by using the following link:

<https://forms.office.com/r/1YANihAqCr>






Appendix

Black Pug 101

Scan the below QR codes with your device or click the links to get step-by-step help.



[My Account Basics](#)



[Unit Leader: How to Enable Parent Portal
\(optional\)](#)



[Managing a Personal Roster](#)



[Scout Parents: How to Use Parent Portal](#)



[How to Register for an Event Part 1](#)



[Shortcut: How to Register for an Additional
Week](#)



[How to Register for an Event Part 2](#)



[How to Register for Merit Badges](#)





2024 Broad Creek Scouts BSA Summer Camp Merit Badge Prerequisites

All prerequisites listed below are derived from the 2024 Scouts BSA Requirements

Merit Badge	Prerequisite Requirements	Description
Animation	4a	Tour an animation studio or a business where animation is used, either in person, via video, or via the Internet
Art	6	Visit a museum, exhibit, gallery, co-op, or workshop
Bird Study	8b	Find the name and location of the Christmas Bird Count nearest your home and obtain the results of a recent count
Camping	4b	Help a unit in your area prepare for an actual campout
	5e	Present yourself to your scoutmaster for pack inspection
	7b*	Pack your own gear and your share of patrol equipment (or bring a pack and gear to demonstrate to counselor)
	8d	Cook one day of meals on camp out
	9a	Camp a total of 20 nights
	9b	Camping experiences
	9c	On any of these camping experiences, perform a conservation project
Citizenship in the Nation	7	Do TWO of the following
	8	Write a letter to your representative in congress
Emergency Prep	1	Earn First Aid Merit Badge
	2c*	Teach family
	8b	Prepare emergency kits
Fire Safety	11	Visit a fire station
	12	Smoke detector requirements for your municipality; Is your home up to code?
First Aid	1	Rank advancement requirements related to first aid
Fish and Wildlife Management	7	Do ONE of the following: a, b, c, or d
Game Design	8a <i>or</i> b	Visit with a professional in the game development, or game development education industry
Insect Study	9	Raise an insect through complete metamorphosis
Lifesaving	2a	Complete Swimming merit badge <u>beforehand</u>
	16b	Demonstrate CPR, including rescue breathing, on a mannequin under the guidance of a current CPR/AED instructor trained by a nationally certified provider
Mining in Society	8b	Research 3 career opportunities in the mining industry. Pick one and research for discussion.
Moviemaking	***	Complete your Cyber Chip (scouts will be using digital editing software)
Music	3a <i>or</i> b <i>or</i> c	-do one out of a, b, or c
Orienteering	7	Participate in 3 orienteering events
Paul Bunyan Woodsman	3	Earn the Totin' Chip
Personal Fitness	8	12-week physical fitness program
Personal Management	1a	Choose an item that your family might want to purchase
	1b2	Discuss a plan to purchase the item from requirement 1a with your family
	1c2	Comparison shop and provide prices from at least two different price sources for item from requirement 1a
	2a	Prepare what you expect your budget to be for a 13-week period (best estimate starting point)
	2c	Track and record your actual budget for the 13 week period identified in requirement 2a
Programming	1a	Complete your Cyber Chip
Reptile and Amphibian Study	8	Do one of the following: a or b
Robotics	***	Complete your Cyber Chip (scouts will be using computer software to program robots)
Salesmanship	5	Do ONE of the following and keep a record
Veterinary Medicine	6	Do one of the following: a or b
Woodcarving	2a	Earn the Totin' Chip
Woodworking	1c	Earn the Totin' Chip
	7	Talk with a cabinetmaker or finish carpenter






History of Broad Creek

Baltimore Area Council (BAC), Boy Scouts of America (BSA) owns and operates the Broad Creek Memorial Scout Reservation which consists of over 1600 acres of pristine Maryland woodlands and two operational camps: Camp Saffran (Boy & Cub Scouts) and Camp Oest (Primitive Camping). BCMSR is the fifth largest block of undeveloped land in the Baltimore metropolitan area (after Aberdeen/Edgewater, Patuxent Wildlife Refuge, the Gunpowder and Patapsco State Parks). It contains valuable wetland habitat, important and increasingly rare large tracts of forest interior, and an even rarer old-growth hemlock stand. In 1970, the Assistant State District Forester wrote, "These areas should be left as primitive areas... without interference from man. The most impressive stand of mature hemlock trees by this writer (in the region) can be found here." In 1954, his predecessor wrote, "It is suggested that a 'hands-off' policy be the management."

Volunteers and Professionals in the Baltimore Area Council have carefully delineated natural areas within the reservation where a hands-off policy has been practiced for over fifty years.

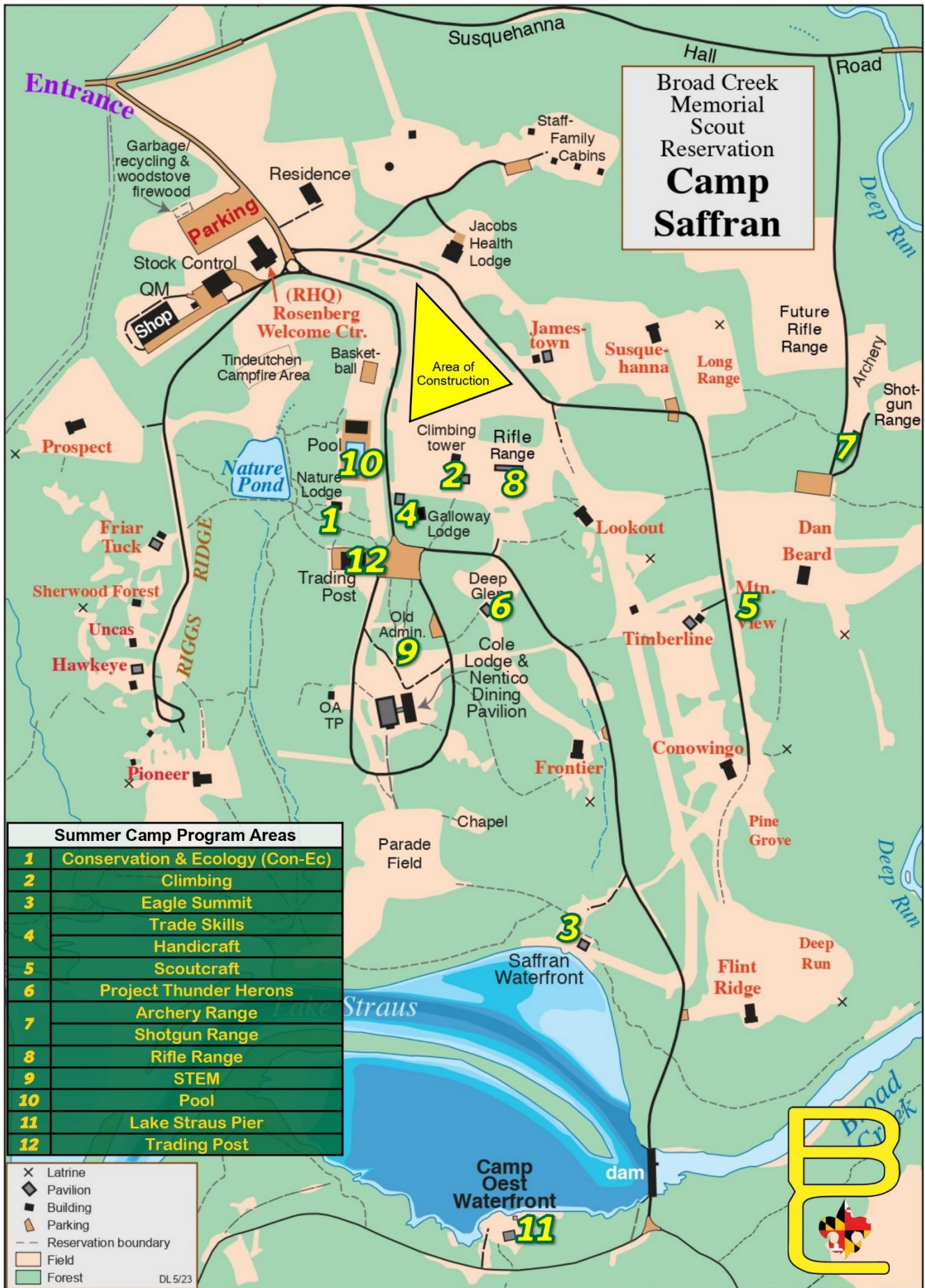
No portion of the reservation larger than nine acres has ever been sold or lost. The Council



recognizes Broad Creek's value for youth education, wildlife observation, backpacking, hiking, and other challenging Scout programs, and has striven to support these many uses. Little did the camp founders know in 1948, seventy years later, every acre would become invaluable to the success of the overall camp program, whether that land lay in the core of camp or in the "buffer" areas near the camp boundary. Baltimore's suburban sprawl has placed increasing pressure on all sides of BCMSR for the past several decades. Recent efforts with the Harford County Land Preservation and Federal Forest Legacy Programs will help assure that the property will remain undeveloped in perpetuity. Broad Creek has become one of the last locations near Baltimore where youth and adults can learn outdoor skills and enjoy a remote wilderness experience.



Figure 1 Swimmers enjoy relief on a hot day at the Camp Saffran Pier on Lake Strauss, Summer 1959





Campsite Inspection Score Sheet

Your Program Commissioner inspects your campsite each morning. Before or immediately after breakfast, the Senior Patrol Leader checks the camp to make sure that everything is in order before the Program Commissioner arrives.

Campsite: _____ Unit: _____

Points	Category	Mon	Tues	Wed	Thu	Fri
10	Entrance to campsite: Area kept clean, neat and clear. No cars or obstructions to the front for emergency or maintenance vehicles to get through. Flags displayed.					
10	Bulletin Board: Roster, fireguard chart, daily inspecting sheet, duty roster, Patrol programs, etc.					
10	Tents & Floorboards: Sides down or rolled up neatly to air, no gear on poles.					
10	Bunks & Sleeping Bags: Bedding rolled neatly or flat, only two bunks per tent.					
10	Clothing & Personal Gear: Gear stored neatly under bunk and kept clear of tent entrance & exit, no open food containers.					
15	Latrine: Seats down & dry, toilet paper provided, floor swept, wash area clean, soap & paper towels stocked.					
10	Safety: Knives, axes & tools stored properly, clotheslines above 6ft, no tripping hazards.					
15	General Appearance: Free of litter, trash disposed of daily, nothing posted on pavilion poles, tents ropes tightened & well set up, etc.					
10	Leave No Trace: Parking Policy followed, 7 principles followed, fires only in established ring, etc.					
3	Bonus: Has a gateway or thematic props brought and proudly displayed in the campsite.					
100	Total					

Campsite improvement project: _____

Leader Signature: _____

Commissioner Signature: _____





Parental Release of Campers Form Broad Creek Memorial Scout Reservation

This form is to be used only if a camper will be picked up during camp.

To ensure the safety of all campers, the Baltimore Area Council, BSA has enacted the following policy. Any camper, who leaves camp prior to normal departure time on Saturday morning with their unit, will only be permitted to leave under the auspices of an adult approved by the parents of the camper. This Parental of Campers Release Form, signed by the parents of the camper must be on file at the Camp Administration Building. This form will list all adults, who are authorized by the parents, with whom their son or daughter may leave camp. **Procedures for early departure:**

1. This form must be completed and signed by: the adult, the unit leader, and the camp representative.
2. The Adult must be listed favorably on the Parental Release of Campers Form.
3. The adult must be positively identified with a photo ID and accepted by the in-camp Unit Leader
4. Provisions must be made for retrieving outstanding advancement paperwork for the departing Scout, as the camp is unable to deliver/send.
5. The Scout can then be released to the adult.

Scout Name: _____ DOB: _____
 Address: _____
 City: _____ State: _____
 Unit Type: _____ Unit #: _____ District: _____ Council: _____
 Scoutmaster at Camp: _____

Please make certain to name, on back or additional forms, any adults who cannot be near your child.
 The follow individuals listed below DO have authorization to pick up my child during his stay at camp.
 (Please be sure to include your own name if you will be picking up the Scout!)

1. _____ Relationship: _____ Phone: _____
 Address: _____
 Town: _____ State: _____

2. _____ Relationship: _____ Phone: _____
 Address: _____
 Town: _____ State: _____

3. _____ Relationship: _____ Phone: _____
 Address: _____
 Town: _____ State: _____

As parent/Guardian of the camper (listed above) authorize the adults (listed above), with whom our son or daughter may leave camp with prior to Saturday morning checkout.

Parent/Guardian Signature: _____
 Print: _____
 Date: _____ Phone: _____

For camp use only below this line

Picked up by: _____ Date: _____
 Scout Signature: _____ Date: _____
 SM signature: _____ Date: _____
 Staff Witness: _____ Date: _____
 Camp Director Notified: _____ In-Person: _____ By Radio: _____ By Phone: _____ Other: _____

Time Completed: _____

This form is required for ALL Youth and Adults attending camp.





DRUG ADMINISTRATION RECORD

Dates of Camp: ___/___/___ to ___/___/___ Camp: _____ Site: _____

Scout(er) Last Name		Scout(er) First Name		Unit #
Date of Birth	Height	Weight	ALLERGIES	
Name		Emergency Phone Number(s) During Camp		1.
Emergency Contact				2.

SECTION 1 – MEDICATIONS SUPPLIED BY CAMP: This section, completed by parent or guardian or adult, gives consent to the Health Lodge to supply a Scout (er) with an over the counter medication (OTC). OTC's will NOT be administered without the consent of the parent, guardian, or adult.

Please check YES or NO for the OTC medications that are/are not permitted. This list represents the only OTC medication that will be stocked in the health lodge. If other medication is required it must be supplied from home. (see SECTION 2 for those instructions)

Robitussin (plain) <input type="checkbox"/> YES <input type="checkbox"/> NO	Sudafed <input type="checkbox"/> YES <input type="checkbox"/> NO	Ibuprofen (Motrin, Advil) <input type="checkbox"/> YES <input type="checkbox"/> NO
Tylenol <input type="checkbox"/> YES <input type="checkbox"/> NO	Milk of Magnesia <input type="checkbox"/> YES <input type="checkbox"/> NO	Tums Tablets <input type="checkbox"/> YES <input type="checkbox"/> NO
Benadryl <input type="checkbox"/> YES <input type="checkbox"/> NO	Hydrocortisone Cream 1% <input type="checkbox"/> YES <input type="checkbox"/> NO	Polysporin Ointment <input type="checkbox"/> YES <input type="checkbox"/> NO

I give permission for the above Scout to receive the noted over the counter medications as needed.
Signature: _____ Relationship: _____ Date: _____

SECTION 2 – MEDICATIONS BROUGHT FROM HOME

- Fill out this section if you bring ANY medications from home (prescription or over-the-counter) - one (1) medication per box; use additional forms as necessary.
- ALL medications brought from home must be in the original container, labeled with the Scout/Scouter's name, drug name, and dosage/directions.
- Place medications in a zipper-lock plastic bag labeled with the Scout/Scouter's name, unit number, and dates of camp stay.
- ALL medications (for Scouts & Scouters) must be turned into the Camp Health Lodge for storage except for: **EPIPENS, RESCUE INHALERS, ANGINA MEDICATIONS, and INSULIN.** Complete this section for all emergency medications as well and turn this form in to the Camp Health Lodge.

Medication Name/Strength	FOR HEALTH STAFF USE ONLY							
	Time	S	M	T	W	T	F	S
Dosage (how many & when)								
Quantity sent to camp								
Side Effects/Special Handling/Instructions								

Medication Name/Strength	FOR HEALTH STAFF USE ONLY							
	Time	S	M	T	W	T	F	S
Dosage (how many & when)								
Quantity sent to camp								
Side Effects/Special Handling/Instructions								

Medication Name/Strength	FOR HEALTH STAFF USE ONLY							
	Time	S	M	T	W	T	F	S
Dosage (how many & when)								
Quantity sent to camp								
Side Effects/Special Handling/Instructions								

In accordance with the BSA National Camp Standards, all medications brought from home must be stored in the Camp Health Lodge (except for EPIPENS, RESCUE INHALERS, ANGINA MEDICATIONS, & INSULIN). However, the Camp, its Staff, and the Baltimore Area Council assume no responsibility for administering medications from home. Any youth campers requiring injectable medications should be able to administer these medications themselves or have an adult leader/parent/guardian available that would be able to administer these medications for them.

I give permission for the above Scout/Scouter to receive from storage and to take the above noted medications brought from home, as directed and as listed above.

Signature: _____ Relationship: _____ Date: _____

Signature/Initials Health Officer: _____ Date: _____

WHITE COPY (Health Lodge/First Aid Log) • YELLOW COPY (Return to parent upon camp departure) • GREEN COPY (Unit Leader)





This form may be used for ADULT CAMPER(S) (AGE 18 AND OLDER).
MEDICATION STORAGE RELEASE RECORD

Dates of Camp: ___/___/___ to ___/___/___ Camp: _____ Site: _____

Scouter Last Name		Scouter First Name	
Unit Type	Unit Number	Date of Birth	

Camp policy provides that, unless specifically authorized by the Camp Health Officer, all medications must be stored at the Health Lodge. This form may be used to authorize adult Scouters (18 years and older) to keep their personal medications (prescription and "over the counter") with them during camp provided they accept the responsibilities for storing them securely and affirm that they have been informed of the risks of storing them outside the Health Lodge. It also serves as a hold harmless agreement releasing the Council from any liability associated with a Scouter's decision to store personal medications in a location other than the Health Lodge.

Please read and initial each line.
INITIAL

- _____ I certify that I am age 18 years or older.
- _____ I certify that all of the medications (prescription and "over the counter") that I am bringing to camp are listed in Part A of my Annual Health and Medical Record.
- _____ I understand that storage of my medications (both prescription and "over the counter") *outside* of the camp Health Lodge carries the following risks:
 - Destruction or alteration of medication efficacy by natural elements (temperature, moisture, light)
 - Loss
 - Theft
 - Potential for abuse, through loss or theft, of my medications by those for whom they are not intended
- _____ I voluntarily choose to store my own medications outside the Health Lodge and in doing so I agree to the following:
 - Except for EPIPENS, Rescue Inhalers, Angina medications, and Insulin, which may be kept with me secured and in my direct custody at all times, I will keep all other medications of mine in a locked container in my campsite at all times, except for when I have direct custody and oversight of the container while accessing and taking my medications.
 - I certify that I am the only person other than the Camp Health Officer with a key or combination to the locked container.
 - I will immediately inform the Health Officer and the Camp Director in the event of loss or theft of the container or any of its contents.
 - I release the Boy Scouts of America, the Baltimore Area Council, the activity coordinators, and all employees, volunteers, related parties, or other organizations associated with my camping experience from any and all claims or liability arising out of, or associated with, my storage of my medications in a location other than the Health Lodge.
- _____ I am aware, that at any time, I may change my mind and cancel this record. To do so, I must:
 - Return my copy of this form to the Health Lodge and sign the cancellation portion of it,
 - Bring all of my medications to the Health Lodge, and
 - Complete a Baltimore Area Council "Drug Administration Record"

I have read and understand all of the above and will abide by the practices I have affirmed above.

Signature	Date	Signature/Health Officer	Date
-----------	------	--------------------------	------

FOR CANCELLATION OF REQUEST

- I have changed my mind and would like to cancel this request. I certify that, except for EpiPens, Rescue Inhalers, Angina medications, and Insulin, which may be kept with me secured and in my direct custody at all times, all other medications of mine (prescription and "over the counter") are now in storage at the Health Lodge, where they will remain for the rest of my time at camp.
- I acknowledge that I will now have access to my medications only in accordance with the camp's normal policies and practices.

Signature	Date	Signature/Health Officer	Date
-----------	------	--------------------------	------

WHITE COPY (Health Lodge/First Aid Log) • BOTTOM COPY (Scouter)





Merit Patrol Score Sheet

The Broad Creek Merit Patrol award recognizes high-performing Patrols who have put forth exceptional effort while at summer camp. The appropriate individuals must initial this sheet to receive credit. Your Unit's SPL and the Program Director can help you along the way and answer questions you may have.

Patrol Name: _____

Campsite: _____ Unit: _____

Initials	Who to See	Activity
	Program Director	Show off a Patrol cheer
	Program Director	Participate in the camp wide games
	Program Director	Attend the Scout's Own service, or participate in your Unit's service as a Patrol
	Commissioner	Maintain a clean campsite and utilize the Patrol method within the campsite
	Senior Patrol Leader	The Patrol actively participates in Patrol activities to keep the campsite clean
	Senior Patrol Leader	Participate as a Patrol or Troop in a campfire
	Scoutmaster	Set and achieve a Patrol advancement goal while at camp

As a Patrol, participate in at least 4 of the following activities:

Initials	Staff Member	Activity
		Bring a Patrol flag to all flag ceremonies
		Do a flag lowering ceremony in your campsite
		Help clean and police a part of camp that is not your own campsite
	Scoutmaster signature only	As a Patrol, do a hike on Broad Creek trails with the permission of your leaders
		Participate as a Patrol in an evening activity
		Participate as a Patrol in a second evening activity
		Impress the Program Director

Senior Patrol Leader signature: _____

Scoutmaster signature: _____

This score sheet must be turned into RHQ by 5pm on Friday





Saffran Eagle Award Sheet

The Saffran Eagle award recognizes high-performing Units that put forth exceptional effort while at summer camp. Your Camp Commissioner can check off items as your Unit completes them. The Camp Commissioner can also help answer any questions you may have.

Campsite: _____ Unit: _____

Initials	Activity
	Troop and Patrol programs are posted on the bulletin board at all times
	Have an average score of 80 and no score less than 60 on the campsite inspection
	Participate in the campwide games on Friday afternoon
	Have some Scouts participate in the closing campfire (If unable to, offer to do a song during another part of the week)
	Have a leader complete a training course at camp (May skip if all leaders are fully trained)
	In addition to keeping your campsite clean, complete a large camp service project in consultation with your Commissioner, or a large conservation project in consultation with the Con-Ec Director
	Attend the Scout's Own service as a Unit, or hold your own service
	At least 1 Scout participates in a non-merit badge program, such as Snorkeling BSA or Paul Bunyan
	At least half of the patrols earn the Merit Patrol Award
	At least 1 adult must attend the Scoutmaster meeting every day
	At least 1 youth leader must attend the SPL meeting every day
	At least 1 adult leader earns the Scoutmaster Merit Badge
	Set and achieve a Unit advancement goal, and have the Scoutmaster initial this box
	Show Scout Spirit and follow the Oath and Law while at camp

Scoutmaster signature: _____

Camp Commissioner signature: _____

List of Patrols: _____

Advancement plan: _____

Service project: _____

This score sheet must be turned into RHQ by 5pm on Friday





Provisional Scout Award Sheet

This award seeks to recognize those Scouts who come to camp without their unit. We want to recognize these Scouts for working hard and being an example of the Scout Oath and Law.

Name: _____

Campsite: _____ Date: ___/___/___

Initials	Staff Member	Activity
		Set an advancement plan with your home Troop Scoutmaster and your parents
		Participate in an evening program
		Participate in a second evening program
		Attend a Scout's Own service
		Help with the campsite checks, and do your part to keep your campsite clean

On Thursday night, have a meeting with your provisional leaders. Answer a few questions and review some of the work you have done. Your Scoutmaster for the week can check these off, as well as any other questions they may have.

Initials	Question
	Who have you met, and what new friends have you made?
	What areas did you like the most, or find the most challenging?
	Do you do activities like this with your unit? Are you going to tell them about Broad Creek?
	What have you done here that you have never tried before?
	Did you meet your advancement goal?
	Did you follow the Scout Oath and Law? How?

Provisional Scoutmaster signature: _____

Camp Commissioner signature: _____

This score sheet must be turned into RHQ by 5pm on Friday






Scoutmaster Merit Badge Sheet

The Broad Creek Scoutmaster Merit Badge is designed to help all unit leaders experience all that Broad Creek has to offer. It's not just the Scouts who are supposed to have fun all week! A Staff member must initial this score sheet along the way to receive credit. The Program Director can help you along the way and answer any questions.

Name: _____

Campsite: _____ Unit: _____

Initials	Staff Member	Activity
		Attend Project Thunder Herons to volunteer
	Ryan Jackson	Tell a story about the Good  Days to the Camp Director
		Participate at least 1 hour in a camp service project, approved by the Con-Ec Director or the Rangers
		Volunteer at least 1 hour as a lookout at the Pool or Pier
		Visit Con-Ec and recite the Leave No Trace principles
		Fill a 5-gallon bucket with tinder and deliver it to Scoutcraft

Complete at least 4 of the following:

Initials	Staff Member	Activity
		Complete a training program at camp
		Attend at least 1 Leader's Social
		Offer to speak to Scouts as part of a Merit Badge
		Buy something at the Trading Post
		Volunteer a second hour at Project Thunder Herons
		Run a unit-based program (such as those in the Leader's Guide)
		Take your Scouts to Polar Bear Swim, or swim yourself

Senior Patrol Leader signature: _____

Program Director signature: _____

This score sheet must be turned into RHQ by 5pm on Friday





Broad Creek Service Award

The Broad Creek Service Award exists to recognize adult leaders for exceptional service to Broad Creek Memorial Scout Reservation.

Initials	Activity
	Complete at least 10 hours of service approved by the Rangers

Ranger signature: _____

This score sheet must be turned into RHQ by 5pm on Friday





SCOUTS BSA SHOOTING SPORTS

Program Participation and Hold-Harmless Agreement

Participant's Printed Name:	Council:	Troop:	Arrival Date:

The Baltimore Area Council is conducting a shooting sports program.

I, the undersigned, give my child (the "participant" name entered above), permission to participate in the programs I have initialed next to below. I understand that participation in these activities involves a certain degree of risk.

I have carefully considered the risk involved and have given consent for my child to participate in the activities initialed next to below. I understand that participation in each activity is entirely voluntary and requires participants to abide by the rules and standards of conduct. I hereby release the Boy Scouts of America, the Baltimore Area Council, the activity coordinators, and all employees, volunteers, related parties, or other organizations associated with each activity (the "Released Parties") from and against all claims, actions, proceedings, damages, liabilities, and expenses of every kind, whether known or unknown and whether or not foreseeable, including, without limitation, those for or relating to bodily injury, property damage, or loss of life that in any way relates to, results from, or arises out of this participation. We agree to defend and indemnify the Released Parties from and against any and all claims, actions, proceedings, damages, liabilities, and expenses of every kind that in any way relate to, result from, or arise out of the Participant participating in the shooting sports program.

I understand that any additional cost associated with participation in these programs will not be refunded if my child is removed for behavioral problems. For safety, my child and I agree that they will do the following or they will be removed from the program:

1. Complete a range safety briefing.
2. Wear required safety gear while on the range.
3. Follow all the safety rules provided in the safety briefing.
4. Follow the instructions of the Range Safety Officer(s), NRA Rifle Instructor, NRA Shotgun Instructor, NRA Pistol Instructor, BSA Archery Rangemaster, and/or those with superseding training.
5. Do not handle the bow or firearms until instructed to do so by the qualified instructor(s) listed above.
6. Is registered as Scouts BSA, Sea Scout, or Venturer

Archery

The BSA offers instructional and open shoot static archery programs. In these programs, Scouts will handle nocking arrows, drawing the bow, and releasing to shoot at a static target under the supervision of a BSA Archery Rangemaster.

I, the undersigned, verify that my child has my permission to participate in static archery. Initial _____

Rifle Shooting

The BSA offers instructional and open shoot rifle programs. In these programs, Scouts will handle a .22 rifle, load the rounds, and shoot at static and/or moving targets under the supervision of an NRA Rifle Instructor.

I, the undersigned, verify that my child has my permission to participate in rifle shooting. Initial _____

Shotgun Shooting

The BSA offers instructional and open shoot shotgun programs. In these programs, Scouts will handle a 12-gauge or 20-gauge shotgun and shoot at moving clay targets under the supervision of an NRA Shotgun Instructor.

I, the undersigned, verify that my child has my permission to participate in shotgun shooting. Initial _____

(Please flip sheet to continue)





Sporting Arrows

The BSA offers sporting arrows as an advanced archery program. In this program, Scouts will handle a bow and shoot at moving disk targets shot through the air on a range, under the supervision of a USA Archery Level I Certified Instructor.

I, the undersigned, verify that my child has my permission to participate in sporting arrows. **Initial** _____

Cowboy Action Shooting

The BSA offers a Cowboy Action Shooting program. In this program, Scouts will shoot a rifle, pistol, and shotgun under the supervision of an NRA Rifle Instructor, NRA Pistol Instructor, and NRA Shotgun Instructor. Participants must be 14 years of age, or 13 and completed the eighth grade, at the start of the activity and will be in full compliance with all local, state, and federal guidelines, including age restrictions and original equipment manufacturer standards.

I, the undersigned, verify that my child is 14 years of age, or 13 having completed the 8th grade, and has my permission to participate in Cowboy Action Shooting.

Initial _____

Participant signature _____	Date: _____
Parent/guardian signature _____	Date: _____





Broad Creek Code Of Conduct

Broad Creek is a special place for Scouts... ALL Scouts

Broad Creek Memorial Scout Reservation welcomes Scouts from across the world and from different ethnicities, races, religions, genders, and backgrounds.

ALL SCOUTS that live according to Broad Creek's Code of Conduct are welcome here at Broad Creek.

Broad Creek Scouts are the BEST SCOUTS and commit themselves to be:

- Scouts with honor that do their best to live up to the Scout Oath, Law, Outdoor Code, Slogan and Motto
- Trustworthy: Respect the privacy of other Scouts and adults in bathrooms, showers, tents and cabins/Adirondacks
- Courteous: Treat others with respect. Sexual comments, sexual activity, flirting, or ogling (staring at others) are inappropriate
- Friendly: Say "Good Morning" each day with a positive attitude. No name-calling, insults, threats or bad-natured teasing
- Clean: No jokes, insults, skits, or songs based on race, religion, ethnicity, gender, or abilities. Keep language clean
- Kind: Be welcoming to new Scouts and build up fellow Scouts
- Brave: Stand up for others. Admit mistakes and apologize when in the wrong.
- Reverent: Reflect on your spirituality and how you treat others. We have a Scout's Own service.

Broad Creek Scouts Are "Upstanders"!

If you see someone being unkind to someone else, don't be a bystander. Instead, Broad Creek Scouts are "UPSTANDERS". If you see someone being treated unkindly: stop it and don't join in. Speak up in defense of the person and report it to a trusted leader or adult such as your SPL or Scoutmaster.

Behavior that is found to be inconsistent with the Broad Creek Code of Conduct or the values of Scouting, may result in discipline up to and including expulsion from Broad Creek Scout Reservation at the Scout's own expense and could result in revocation of Scouting membership.

SCOUT SIGNATURE: _____ DATE: _____

SCOUT'S PRINTED NAME: _____ TROOP: _____

PARENT'S SIGNATURE: _____ DATE: _____



Swim Classification Record

(Changes and/or corrections to the following chart should be initialed and dated by the test supervisor.)

Unit Number _____

Date of Swim Test _____

	Full Name (Print) (Draw lines through blank spaces)	Medical Recheck Parts A-B	Swim Classification		
			Non-Swimmer	Beginner	Swimmer
1					
2					
3					
4					
5					
6					
7					
8					
9					
10					
11					
12					
13					
14					
15					

The swim classification test performed at a unit level should be conducted by one of the following council-approved resource people: Aquatics Instructor, BSA; BSA Lifeguard; BSA Swimming & Water Rescue; or other lifeguard, swimming instructor, etc. Test administrators should utilize chapter 5 of the [BSA Aquatics Supervision Guide](#).

NAME OF PERSON SUPERVISING & FACILITATING THE SWIM TEST:

Print Name

Signature

Type of Authorization/Training
(Attach a copy of certification if required by council procedure)

Expiration Date if applicable

SWIM CLASSIFICATION PROCEDURES

The swim classification of individuals participating in a Boy Scouts of America activity is a key element in Safe Swim Defense and Safety Afloat. These swim classification tests are a foundational unit of the Aquatics Continuum.

All persons participating in BSA aquatics are classified according to swimming ability. The classification tests and test procedures have been developed and structured to demonstrate a skill level consistent with the individual's circumstances in the water.

SWIM TESTS FOR COUNCIL ACTIVITIES

Swim tests for **council activities** are conducted following procedures approved by a council-level committee, preferably the Council Aquatics Committee. The council committee should use the guidance contained in *BSA Aquatics Management Guide*. SPECIAL NOTE: When swim tests are conducted away from camp, the camp aquatics director retains the right to review or retest any or all participants to ensure that standards have been maintained.

REGARDLESS OF WHERE OR WHEN THE SWIM TEST IS GIVEN THE FOLLOWING PROCEDURES APPLY:

- **The test is given one-on-one.** The test administrator and the swimmer are buddies during the administration of the test.
- **Each component of the test is important.** The test must not be changed either to assist the Scout or to expedite the process.
- **The test must be completed without aid or support.** Aid includes lifejackets, wetsuits, fins, etc. Swim goggles may be used to avoid eye irritation.
- **Swim tests must be renewed annually,** preferably at the beginning of the outdoor season.

TO THE SWIM TEST ADMINISTRATOR

SWIMMER'S TEST:

Jump feet first into water over the head in depth, level off, and begin swimming. Swim 75 yards in a strong manner using one or more of the following strokes: side stroke, breaststroke, trudgen, or crawl; then swim 25 yards using an easy resting back stroke. The 100 yards must be swum continuously and include at least one sharp turn. After completing the swim, rest by floating.

BEGINNER'S TEST:

Jump feet first into water over the head in depth, level off, swim 25 feet on the surface, stop, turn sharply, resumeswimming as before, and return to starting place.

Anyone who has not completed the beginner or swimmer tests is classified as a **nonswimmer**.



Camp Navigation with Avenza

Want help finding your way?

Scan the QR code below to download the reservation map on Avenza!

Step 1: Scan the QR code with a mobile device

Step 2: Install the Avenza app when prompted

Step 3: Click the “free” button to download the map

Step 4: Open the map and hit the trail!



<https://link.avenza.com/ynpU>

Physical reservation maps are available at the Trading Post and Rosenberg Welcome Center in Camp Saffran.





Notes Page





Notes Page



