

I SURVIVED THE OREGON TRAIL

WESTERN DIVISION WINTER CAMPOREE

Hosted by: Five Creeks District
January 30 - February 1, 2026



Ladies and gentlemen, scouts of the Western Division of Crossroads of America Council and beyond! Welcome to The Oregon Trail! Your “party” will embark on an epic adventure, following in the footsteps of the brave pioneers who journeyed westward in search of a better life.

CAMPOREE DETAILS

What: Western Section 2026 Winter Camporee

Where: Camp Krietenstein, 6445 E County Road 575 N, Center Point, IN 47840

When: January 30 - February 1, 2026

Registration link: <https://www.scoutingevent.com/160-26WestWinterCamporee>

Camporee Staff

Our camporee staff have donated a great deal of time and effort to make this a successful event. They are ready to answer any questions and are interested in suggestions for ways to improve our camporees. Additionally, the volunteer staff will make every attempt to be fair and reasonable in all activities.

Our goal is to make it as much fun as possible for all participants. Your consideration and cooperation is appreciated when it becomes necessary for a staff member to take action or make a command decision.

Camporee Staff Management

Principal Camporee Staff members are listed below. You can reach them during evening hours. Email addresses may be provided upon request. Please remember, when contacting these individuals, that they are

all volunteers just like you.

Camporee Director (Trail Boss): Jennifer Western, (317) 417-2975, jennifer.western@5creeks.org
Asst. Camporee Director: Cara Russell
Senior Junior Camporee Director (Jr. Trail Boss): Jonas F.
Firecrafter Leads: Max Mendenhall, Jeremy Western
Health Officer: Dr. Bob Joseph
Assistant Health Officer: Dan Voegele
Rangemaster Head: John Fitzpatrick

Responsibility

Leaders must ensure that all participating in Scouting activities abide by the Scout Oath and Scout Law. Adult leaders and youth members share the responsibility for the safety of all participants in the program, including adherence to Youth Protection and health and safety policies.

- Adult leaders are responsible for ensuring their scouts safety. Including ensuring scouts and scouts have all the appropriate gear for the weather.
- Adult leaders are responsible for monitoring behavior and intervening when necessary.
- Physical violence, sexual activity, emotional abuse, spiritual abuse, unauthorized weapons, hazing, discrimination, harassment, initiation rites, bullying, cyberbullying, theft, verbal insults, drugs, alcohol, and pornography have no place in the Scouting program and may result in revocation of membership.

All leaders are required to adhere to the **Scouter Code of Conduct**.

Communication

We have a Facebook group. Please invite your scouting friends. I will post updates, changes, etc. in this group. We also use this group for communication during the event. This is the same group as the Bigfoot, Viking, Monty Python, and Halloween Villains Camporees. All future Western Division camporees will be directed by this group.

<https://www.facebook.com/groups/CACWESTcamporees>

Camporee Patches

Each registered Scout and Adult Leader will receive a Survived the Oregon Trail Winter Camporee Patch during check-out. Additional patches may be available while supplies last for \$5.00 at the Golden-Burke Scout Shop.

Camporee Apparel


Camporee shirts and sweatshirts are available to purchase through the camporee link. The cost of the apparel is not a part of the camporee cost. The items will be available at check-in. There are a few apparel items that will be available on-site.

Order deadline: 1/11/26

Black, long sleeve 50/50 t-shirt: available in Adult SM through Adult 4XL

Adult XS - XL \$15.00


2XL - 4XL \$17.00



Black 50/50 hoodie: available in Adult SM through Adult 4XL

Adult XS - XL \$20.00

2XL - 4XL \$22.00



CHECK-IN

Friday Evening

5:00pm – 8:00pm
Dining Hall

Saturday Morning

7:00am – 9:00am
Dining Hall

Registration & Costs

Fees	Scouts	Adults	AOL Scouts	Staff/Station Volunteers
Scouts & Adults (Until Jan 12)	\$20	\$10	\$20	\$0**
Scouts & Adults (Jan 13 - Jan 25)	\$25	\$15	\$25	\$0**

DEADLINE TO REGISTER: Sunday, January 25 at 11:59pm EST.

Every person attending must be pre-registered on Black Pug event.

***Every adult pays to attend.** If you would like to attend for **FREE**, volunteer at a station.

****Unit station volunteers** - contact text/email Jennifer Western for assignments.

WINTER CAMPING

Scouts will need to prepare for sleeping and playing outside. Remind them to wear multiple layers, boots, gloves, have Hot Hands, etc. No mittens, athletic shoes, or single layers! Leaders, please verify your scouts have the necessary items. **We will send scouts home if they are not dressed for the weather.** Safety first.

ARRIVAL & CHECK-IN:

As you come into Camp Krietenstein, you will be met near the entrance by members of the Camp Staff. They will advise which campsite your unit has been assigned to. The SM and one other designated leader will need to check-in at the registration table in the dining hall.

Units will be allowed to drive one or two vehicles to the drop off point to unload equipment. Units will be able to stage a Troop trailer in the camping site. **All vehicles must be parked in the parking lot** as soon as equipment is unloaded. Units must set their camps up within their assigned area.

NCAP requirements - at check-in, all units must:

- **Each unit's two-deep leadership needs to come to the check-in table. This is required or your unit will not be allowed to stay for the camporee.**

All registration and payments should be complete before coming to the camporee, please make your Camporee payments at the Council Service Center's online registration.

- Provide **copies** of Annual Medical Forms Parts A & B for **every** adult and scout in attendance. Please place them in a **3-ring binder** with unit number on spine. Have each set of forms either stapled together or in protective sleeves. **One unit per binder.** No folders please. *Linked Troop Pilot units are still two separate units per Scouting America. Two binders will be required. ← This may be updated once Council releases guidelines for official combined units.
 - Please **only** include those in attendance; not your complete roster.
 - Camp staff is not responsible for any misplaced health forms.
 - Binders are kept in the Health Lodge. They will be returned at check-out.
- Provide contact information for the primary adult leader in camp for the duration of the camporee.

At check-in, units will receive a camporee activities packet, map, check-out card, and wrist bands.

Campsites

Camp sites will be pre-assigned by the staff based on unit pre-registration numbers. Campsite preference may be requested by the Camporee Director, but is not a guarantee.

PLEASE DO NOT drop off trailers at any campsites until contacting the Camporee Director prior to.

Medical Forms & Medications

Every scout and adult attending Camporee must be covered by Parts A & B of the BSA Annual Medical Forms. All unit leaders must have a completed, unexpired Part A and B of the BSA Annual Medical Forms for the participants in their unit. Unit leaders should have their own copies of the BSA Annual Medical forms at their campsite.

Medications **MUST** be kept with unit leadership in a safe location. Also any medications requiring refrigeration (i.e. insulin) may be stored at the Health Lodge.

Arrow of Lights Scouts/Den

ONLY Arrow of Light Scouts may participate at a Scouts BSA "camporee" (council coordinated, short-term camp, see NCAP SA-001) during the day and/or overnight in one of two ways:

- I. **With their Arrow of Light Den/Patrol.** Arrow of Light Scouts can attend as an Arrow of Light den/patrol under the supervision of two deep leadership from their Arrow of Light den/patrol or pack. The Arrow of Light Scout's parent or legal guardian(s) may attend with the Arrow of Light den/patrol and their child, either alongside the two-deep leadership or as part of it if they are registered with the pack. Or
- II. **As an Individual Scout.** Arrow of Light Scouts can attend with their parent(s) or legal guardian(s) if the local council coordinates two deep leadership per NCAP Standard HS-502.

AOL Units need to provide their own two-deep leadership and must register for the event as their own unit. Requests may be submitted so that the AOL Den is camping near their desired Troop.

Source: [https://www.scouting.org/health-and-safety/gss/gss03/America \(scouting.org\)](https://www.scouting.org/health-and-safety/gss/gss03/America (scouting.org))

CHECK-OUT

Sunday Morning
8:00 am - 10:30 am
Health Lodge in Dining Room

No units may depart until after their campsite has been inspected and cleared to leave. If a unit needs to leave prior to Sunday morning, they will need to have their campsite ready for inspection immediately following dinner.

Signed check-out card must be signed and turned in at the Health Lodge to receive your health binder and event patches.

Schedule

Friday, January 30, 2025

6:00pm Check-in in Dining Hall - **2-deep leadership must check-in together**
9:00pm SPL Meeting in Dining Hall

Saturday, January 31, 2025

8:20am Opening Flags & Welcome at Dining Hall
9:00am The Trail Opens
11:50am The Trail Closes
12:00pm Lunch @ Campsites
1:15pm Buffalo Stampede - Parade Field
2:15pm The Trail Opens
4:50pm The Trail Closes 
5:00pm Closing Flags Ceremony
5:30pm Dinner @ Campsites
7:30pm Cracker barrel & Awards Program in Dining Hall
10:00pm Quiet Hour
11:00pm Lights Out

Sunday, February 1, 2025

8:30am Interfaith Service
9:00am Check Out Begins

Added: Warming Station

The dining hall will offer coffee and hot chocolate all day Saturday. We ask that trash be disposed of and any messes cleaned up. *Provided by Ship 77 and Crew 38.

Added: Trading Post

Camp Krietenstein will have a trading post with Camp Krietenstein items, hand/foot warmers, and snacks. Cash preferred.

Cracker Barrel

Updated 12/28/25: Cracker Barrel will be provided Saturday evening. *Provided by Ship 77 and Crew 38.

The Trail

You and your “party” will face a series of thrilling challenges and stations along the trail, testing your skills, teamwork, and resourcefulness. Each station represents a vital aspect of life on the Oregon Trail - from fire building and river crossing to hunting and cooking.

Prepare your party for the adventure that lies ahead. Take a moment to discuss your strategy and plan your approach to tackling the challenges you’ll face. Remember: teamwork and communication are the keys to success on the Oregon Trail.

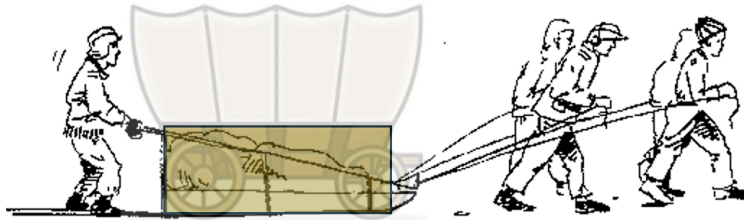
To Prepare for the Trail

Wagons

Covered Wagons were an important part of the Oregon Trail. Units will need to decorate their klondike sled into a covered wagon that will travel with them around camp. They will need to have adequate supplies to help them survive. Be careful, there are many treacherous obstacles. You don't want to lose anyone along the way.

Bonus points will be awarded for any parties that come with decorated wagons and bring with them on the trail. We will also have separate awards for wagons and how they are designed.

Criteria for wagon: No longer than 6 feet long, 30 inches wide, and no store bought skies. See "Klondike Sledge Design Ideas" attachment if needing to build a sled.



Gather Supplies for your Covered Wagon

Each covered wagon will need to have the supplies your party will need along the Oregon Trail. If supplies are forgotten, all scouts and wagon will need to return to camp to retrieve. No scouts are to travel inside the wagon.

- 1-3 Axes
- 1-3 Saws
- Fire starter - matches, flint and steel, lighter (no liquid fuel)
- Twine
- First Aid supplies
- Dry firewood
- Sticks
- 1 gal - Water

Embarking on an Adventure

As your party was traveling across the Rocky Mountains, a snowstorm hit and you will need to hunker down to weather the storm. Your party will need to make camp, protect your wary pioneers, and face a series of thrilling challenges to make it through the weekend. You'll need to work together to overcome these challenges and make your way safely to the trail's end.

The winning party is determined by the results of each station, along with scout spirit. We will also be handing out awards for each station.

Buffalo Stampede (Klondike race)

A herd of buffalo nearby were spooked and are heading towards to your encampment. You will need to race to safety at the foot of the Rocky Mountains so that no one gets hurt.

Each Patrol will race their covered wagon against time on a course by pulling and/or pushing their sled from start to finish. The race will be performed around the perimeter of the activity field. Wagons should be equipped with wheels and axles that can be attached to the wagon runners if there is insufficient snow (under 1"). Wheels can be no larger than 10 inch outside diameter. No bicycle or buggy wheels. It is suggested that each wagon is equipped with a pull line of sufficient length to allow 5 to 6 ft between pullers. Up to four patrol members will pull the sled, 1 on the back, and supplies inside the sled during the race. No scouts will be inside the sled.

Points are based on time and wagon decorations.

A Hunting We Will Go!

Your party is getting hungry so you will need to send out a hunting party to gather some food at the local gaming preserve.

Points will be awarded for having your wagon, scout spirit, accuracy, and average score.



Fort Frontier Fire Challenge

Staying warm is vital during these harsh winter conditions. Your party will use the supplies in your covered wagon to start a fire to warm water.

Provided supplies - tripod, hanging grill, cup

Scouts should have tinder, sticks, dry firewood, and fire starter.

Points will be awarded for having all your supplies, time, and scout spirit.



Donner's Pass

Along your journey, your wagon party has fought many trials and tribulations, but were injured. Use your supplies in your covered wagon to apply various first aid. Review Scout through First Class first aid skills. Injuries and conditions could occur during pioneering projects, including rope splinters, rope burns, cuts,

scratches, insect bites and stings, hypothermia, dehydration, heat exhaustion, heatstroke, sunburn, and falls. There could be other sickness such as cholera, dysentery, typhoid, etc.

Points will be awarded for having all your supplies, scout spirit, and accuracy.

Ford the River

Your party arrives at a water's edge. Your party will complete the Lizzie Gator challenge. Patrols must get four scouts across the river to win.

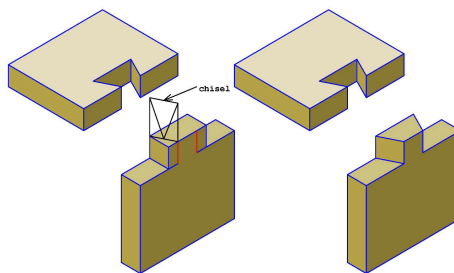
Points will be awarded for scout spirit, time,



Adventures in Woodworking

At this station, your settlement will need to construct an axe yard following scouting perimeters. You will use the tools brought in the covered wagon for each person to make a “dove tail”. Review the Firecrafter’s Woodsman skill.

Each group can make up to three, but only one will be submitted to the judges for points.



Pioneer Settlement

Your party will use scout lashing to create one piece of our temporary settlement that will help shelter the pioneers. Review lashing in the Pioneering Merit Badge #2C and #9. Wood will be gathered at camp.

Required lashing: square, diagonal, round, shear, tripod, floor lashing.

See Pioneer Settlement Lashing Options. No pre-assembled pieces allowed.

Points will be awarded based on scout spirit, quantity and complexity of lashings, difficulty of shelter piece.

To request a specific campsite or medical accommodation, please contact Jennifer Western directly. Please do not drop off any trailers at camp until contact has been made so the trailer is parked in your campsite and not assigned to a different unit.

One vehicle per unit will be allowed to drive to the campsite upon arriving at the camporee, and then again when the unit is departing. Usually this is the vehicle transporting the unit trailer, but in the absence of a trailer, one truck/van may transport gear to the campsite. Once the trailer/gear has been dropped off, the vehicle must be returned to the parking lot for the duration of the camporee.

Water

Water will be available near every campsite via freshwater pumps. No dishwashing, bathing, or hand washing will be allowed at these pumps. Water should be taken back to your campsite for proper cleaning. Please do not waste water.

Latrines, Shower House restrooms, and dining hall restrooms nearby. Showers will NOT be in use as they have been winterized, but the restrooms will remain available.

Be sure to keep your site well organized and clean. Remember that other units will be camping next to or near your site, so please be sure to respect their space and please keep in mind the designated quiet hours. Scouts BSA units may camp together if the units are linked by the same Charter Organization. [SYT guidelines must be followed for boy and girl units.](#)

Unit campsites should be maintained in good taste and in accordance with BSA guidelines. Individual units are responsible for all of their camping equipment and supplies. Generators will not be allowed in campsites.

Trash

Leave No Trace! There are some trash cans around camp and dumpsters near the Shower House. **Please leave the area cleaner than you found it.**

Personal Vehicles in Camp

Outside of transporting the unit trailer to/from the campsite, no personal vehicles may be used in camp.

Food and Cooking Equipment

All units will be responsible for providing their own food and cooking equipment for the participants in their unit. The camporee staff is not responsible for providing meals, nor will they have access to food preparation supplies.

All units should be prepared to clean and sanitize their dishes and food preparation supplies at the conclusion of every meal. There will be trash cans available to properly dispose of full trash bags. Please plan accordingly.

Campfires and Firewood

Fires are only to be built in established fire pits. Firewood is provided near campsites for use.

Buddy System

As with everything in scouting, safety is paramount. The use of the buddy system must be utilized while in camp. Any scout leaving their campsite should have a buddy, regardless of destination.

Buddy System Guidelines per Guide to Safe Scouting:

- The buddy system should be used at all times. Horseback riding, cycling, canvassing the neighborhood during a fundraiser...you name it, you need a buddy.
- It's recommended that buddies know and be comfortable with each other. No youth should be forced into or made to feel uncomfortable by a buddy assignment.
- It is strongly encouraged to pair Scouts of similar abilities, ages and maturity. **Buddy pairs should be no more than two years apart in age and should be single gender.** There are no boy-girl buddy pairs in any programs, including Venturing and Sea Scouts.
- A buddy team may consist of three Scouts when necessary, like an odd number in a group.

Changes & Event Cancellation Policy

The Camporee Director & their Staff are the only individuals authorized to change or cancel a scheduled activity. Any necessary changes will be made at the earliest possible time and posted in writing at the Health Office. If you have a question about the program, please feel free to come to HO at any time or ask a staff member. In the unlikely event Camporee must be canceled ahead of time, an email notification will go out to all persons who made an online reservation as well as to the SM general distribution list. A notification will go out approximately noon on Friday, January 30th. If the event is canceled, refunds will be given. Otherwise, individual cancellations will be handled on a case by case basis with a physician's note. Contact the CAC scout office.

ADDITIONAL ITEMS

Personal Gear

Field (Class A) uniform is requested for arrival, for the Saturday evening campfire program (if not wearing Viking apparel, and for the Sunday morning Scouts' Own service. Activity (Class B) uniform or Viking apparel is suitable for other activities at camp.

Scouts should be prepared for the weather. Please plan ahead and prepare by bringing the appropriate clothes and footwear. No special gear is required for the camporee outside of the normal Scout Essentials found in the Scout Handbook.

Outdoor Ethics

Units are to adhere to the Leave No Trace principles while in camp. Units are encouraged to review the principles with all campers/participants prior to arrival at the camporee.

- Fires are only to be built in established fire pits
- Be respectful to wildlife and fellow campers by minimizing campsite noise.
- Do not cut down live vegetation unless directed by Camp Ranger at the service station.
- Travel on established paths and durable surfaces
- Dispose of waste in the proper receptacles

Interfaith Scouts' Own Service

A brief Scouts' Own worship service will be held on Sunday morning in the dining hall. We will reflect on nature, coming together, and reflection. All units are requested to attend. Field (Class A) uniform is appropriate attire. The service will be followed by final instructions for check-out and departure.

Lost and Found

During the camporee, Lost and Found will be located on a table just inside the main doors of the dining hall. Electronics, credit cards, cash, or keys turned in will be at the health lodge inside the dining hall. Gear and

clothing items not claimed prior to the closing of the event will be disposed of or donated 1 week after the event.

Emergency Procedures and Security

SPLs and Scoutmasters will be briefed on camp-specific emergency procedures at the Friday night meeting. An overview of emergency procedures will be shared with all participants after the flag raising on Saturday morning.

Camp will provide appropriate 911 or EMS coverage. Report any and all injuries to a Camporee Staff member. In the event of a medical issue please DO NOT call 911, Contact a staff member.

HEALTH AND SAFETY

Campers should not participate if they are experiencing any symptoms of infectious disease, including fever, vomiting, diarrhea, or cough. Unit leaders are asked to screen their participants prior to departure for camp. For more information about pre-event medical screening, see the checklist available at <https://www.scouting.org/health-and-safety/safetymoments/pre-event-medical-screening/>.

Unit Roster

On arrival, each unit MUST submit a roster with which names youth and adult participants, notes that a complete health form is provided for each participant, and highlights any medial alerts.

All adults in attendance must have up-to-date Youth Protection Training (YPT), regardless of their registration status with BSA.

Medical Alerts

The unit must, through direct familiarity with a participant's medical history, or by reviewing health forms submitted by participants, identify any medical alerts that the Camporee Health Officer should be aware of. These include participants with mobility issues requiring assistance, rescue medications such as epi pens or inhalers, acute environmental or food allergies, seizure disorders, or other conditions which might reasonably require monitoring or result in a medical emergency during the camporee.

Health Forms

Each participant – youth and adult – must have a current (i.e., dated with the past year) BSA health form parts A&B. All areas of the form must be complete. This includes either listing vaccination dates in section B2 or attaching a list of vaccination dates. An insurance card (or note indicating there is no applicable insurance) should be attached. Youth forms must be signed by a parent or guardian.

Prior to arrival, the customer must assemble a paper copy of health forms for all participants, and place them in a 3-ring binder. The spine of the binder must be labeled with the unit number.

Forms will be checked against the unit roster at check-in. Any youth or adult without a current health form will not be permitted to remain at the event.

Health forms will be held by the Camporee Health Officer in a secure location throughout the event, and returned to the unit leader at check-out.

Any health forms not claimed by the unit at check-out will be shredded promptly after the event.

Medications

Unit adults are responsible for collection and distribution of youth medication in their unit.

The unit must have and use its own process to track the frequency and dosage of medications to be taken, and log that they have been administered to the youth. The unit should be prepared to share this information with the Camporee Health Officer if requested on a spot check basis.

If your unit has medications that require special handling, such as refrigeration, please inform the Camporee Medical Officer at check-in. These may be kept at the Health Lodge.

Emergency-use medications (Epi-pen, inhalers, etc.) should be kept on the person to whom they are prescribed.

Accidents, Incidents, and Illnesses

Each unit must have a stocked first aid kit available and accessible to unit participants. It is expected that minor first aid treatment is rendered by unit adults in the unit campsite.

Leaders and participants are required to report to the Camporee Health Officer any accidents, incidents, or illnesses occurring during the camporee which require treatment beyond minor first aid.

The Camporee Health Officer is required to document each accident, incident, or illness on the BSA first aid form. The form will be submitted to the council following the event.

Restricted Items

Alcoholic beverages and illegal drugs are not permitted in camp. Possession or use of them on camp property will be cause for removal from camp.

Vehicles are not permitted in campsites. Vehicles should be parked only in the main parking lot. One vehicle is allowed to make a single trip to the campsite for troop and personal gear at check-in and check-out. Only camp service vehicles are allowed on camp roads during the activity portion of the camporee.

Smoking is prohibited in camp (per state law and BSA policy). This includes electronic nicotine delivery systems. All buildings are smoke-free environments. Smoking in campsites or outside the entrance or exit of the building is not permitted.

CAMPOREE UNIT ROSTER

Complete this form and place it in the front of your unit's health form 3-ring binder that you will turn in at check-in. For each participant:

- ☐ Fill in the roster with first name and last name. Attach additional pages as needed.
- ☐ Indicate if the participant is a youth or adult.
- ☐ Use this form to check (✓) that your unit's BSA health forms are complete. They must include Parts A/B, be dated within the last year, be signed (including by a parent if a youth form), indicate dates for vaccinations, and have an insurance card attached.
- ☐ Indicate (X) if a participant has health alerts, including mobility issue needing assistance, a rescue medication (e.g., epi pen or inhaler), an acute environmental or food allergy, or other condition that the Camporee Health Officer should be aware of.

[illegible]

CAMPOREE UNIT ROSTER

Complete this form and place it in the front of your unit's health form 3-ring binder that you will turn in at check-in. For each participant:

- ☐ Fill in the roster with first name and last name. Attach additional pages as needed.
- ☐ Indicate if the participant is a youth or adult.
- ☐ Use this form to check (✓) that your unit's BSA health forms are complete. They must include Parts A/B, be dated within the last year, be signed (including by a parent if a youth form), indicate dates for vaccinations, and have an insurance card attached.
- ☐ Indicate (X) if a participant has health alerts, including mobility issue needing assistance, a rescue medication (e.g., epi pen or inhaler), an acute environmental or food allergy, or other condition that the Camporee Health Officer should be aware of.

[illegible]

Pioneer Settlement Lashing Options

WE EXPECT TO SEE AT LEAST:

THREE GADGETS FROM SHEET 1 (WORTH 5 POINTS EACH)

TWO GADGETS FROM SHEET 2 (WORTH 5 POINTS EACH)

ONE GADGET FROM SHEET 3 (WORTH 30 POINTS)

AND

ONE MORE GADGET FROM ANY OF THE SHEETS

POINTS WILL BE GIVEN FOR STABILITY AND CORRECT USE OF KNOTS AND LASHINGS

NOTE: GADGETS HAVE TO BE REALLY GOOD TO GET THE MAXIMUM POINTS

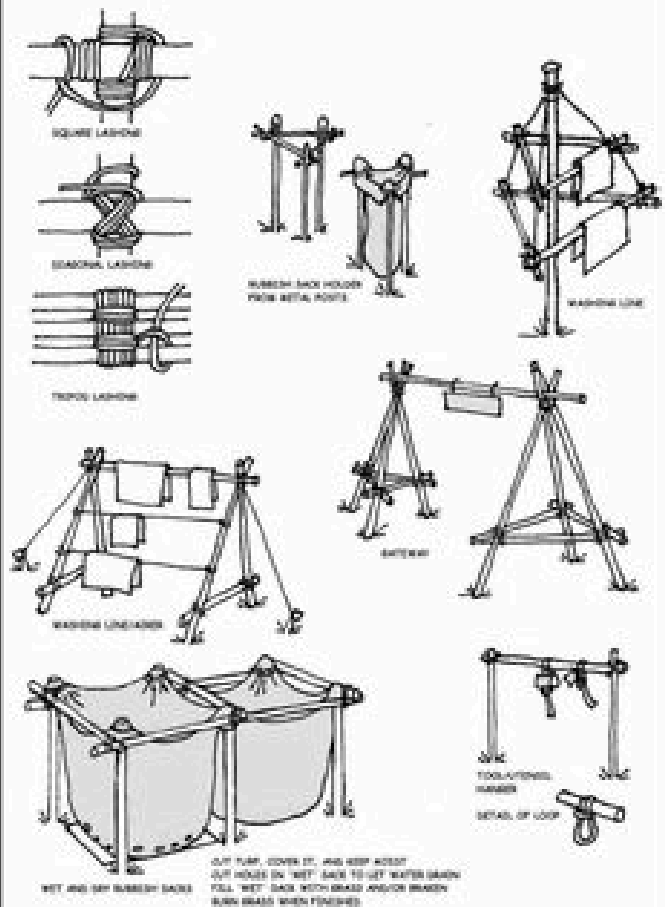
SHEET 1

BAMBOO CANES WILL NOT BE SUITABLE FOR MANY OF THESE PROJECTS

IF YOU MAKE OTHER GADGETS NOT SHOWN ON THESE SHEETS, THE JUDGES WILL DETERMINE IF THEY ARE WORTH 15, 25 or 30 POINTS MAXIMUM



SHEET 2



SHEET 3

