Black Creek Scout Reservation



SUMMER CAMP

FIELD GUIDE

2027

Coastal Georgia Council
Scouting America

BLACK CREEK SCOUT RESERVATION

850 Poor Robin Road
Sylvania, Ga 30467

Greyson Cato
Camp Director
greyson.cato@scouting.org
(770) 855-1238

Jacob Follin
Camp Operations
Jacob.follin@scouting.org
(601) 527-3483

COASTAL GEORGIA COUNCIL - COUNCIL OFFICE

11900 Abercorn Street
Savannah, Ga

Beverly Hill
Camp Administrator
beverly.hill@scouting.org
(912) 927-7272

Grace Campbell
Office Manager & Trading Post
grace.campbell@scouting.org
(912) 662-6827

Dear Scouts, Adult Leaders, and Parents,

Greetings from Black Creek — southeast Georgia's premier, nationally accredited Scout camp! We are thrilled to welcome you to another exciting year at Black Creek Scout Reservation. As you prepare for an unforgettable adventure, we are pleased to present our 2027 Summer Camp Field Guide. Inside, you'll find important details to help your unit plan, travel, and thrive during your week at camp.

This year brings our most flexible and engaging program yet. We've listened to feedback from units and leaders across the region, and our revamped schedule is designed to give Scouts more choice, more freedom, and more opportunities to explore camp at their own pace. Traditional merit badge sessions are still available, but afternoons now include open drop-in classes, skill workshops, and elective activities that Scouts can join without pre-registration. This allows everyone—new Scouts, older youth, and veteran campers alike—to customize their experience and dive deeper into the parts of camp they love most.

While every camp has its own history, personality, and traditions, we believe the magic of Black Creek lies in the moments Scouts share together—trying new things, pushing beyond comfort zones, discovering strengths, building friendships, and experiencing the wonder of the outdoors. Camp continues to be a place where young people can grow, explore, and learn in a supportive environment that celebrates both successes and challenges.

With all that competes for our time today—school, work, sports, and busy schedules—summer camp remains a rare and priceless gift. Thank you for choosing to spend part of your summer with us. Coastal Georgia Council and the Black Creek staff are honored by the trust you place in us, and we look forward to providing your Scouts with a safe, meaningful, and unforgettable camp experience.

We can't wait to see you at Black Creek this summer!

Sincerely,



Greyson Cato
Camp Director



Jacob Follin
Ranger



Lew Sisson
Scout Executive



TABLE OF CONTENTS

08 REGISTERING FOR CAMP

13 ARRIVING AT CAMP

16 CAMP FACILITIES

23 PROGRAM INFORMATION

41 ADULT LEADERS

46 YOUTH LEADERS

49 CAMP POLICY & PROCEDURES

53 APPENDIX



WHY BLACK CREEK?

Nestled between the pines of Southeast Georgia lies Black Creek Scout Reservation. Spanning over 350 acres, Black Creek offers a private 40-acre lake for swimming, boating, and fishing, a 50-ft climbing tower with high and low ropes courses, shooting sports ranges, and a state of the art dining facility. But don't take our word for it....


COME
SEE
FOR
YOURSELF

BLACK CREEK OVERVIEW

NATIONALLY ACCREDITED

Each year, Black Creek undergoes a rigorous inspection as part of the BSA National Camp Accreditation Program ("NCAP"). This means that Black Creek must meet strict guidelines set forth in an array of areas such as health, safety, programming, staff qualifications, and emergency preparedness. We pride ourselves on not only meeting but exceeding all standards and regulations.

MERIT BADGE OPPORTUNITIES

Black Creek's 2027 Summer Camp Merit Badge schedule has been designed to emphasize badges that reflect the outdoor camp setting.

We're offering a carefully selected set of Merit Badges - Most of which can be completed at camp!*

However, please remember while at camp, Scouts must complete all the requirements - no more, no less - to complete the Merit Badge.

Merit Badges offered

Eagle Required Merit Badges

MB that can be completed at camp

CAMP STAFF

Black Creek hires only the best to assist your unit each summer. All staff members are highly motivated, well trained, and mission-focused to ensure that each and every Scout has a memorable and enjoyable experience at Black Creek

*Please see page 30 for a detailed analysis of which merit badges have prerequisites and/or have specific in addition to the traditional merit badge classroom time. Some of these Merit Badges require additional materials, an overnight campout, or specific activities to occur at the Troop level

REGISTERING FOR CAMP



BLACK CREEK SCOUT RESERVATION

SUMMER CAMP 2027



WEEK ONE: SOLD OUT
WEEK TWO: JUNE 13-19
WEEK THREE: JUNE 20-26

Register Now

- **Double Early Bird: $375**
  $500 nonrefundable Troop deposit by the end of 2026, paid in full by March 17
- **Early Bird Price: $400**
  Paid in full by March 17
- **Standard Price: $425**
  Paid in full by June 1
- **Adult Price: $195**
  1 free adult with 8 or more youth

facebook.com/blackcreekscoutreservation

@blackcreekscoutreservation

Tinyurl.com/BCSR2027

REGISTRATION INFORMATION

Planning for camp

To better prepare your unit for an awesome summer camp season, prior to registering, gather the following information for your unit.

- Which week will you be visiting?
- How many Scouts will you be bringing?
- How many adults are you bringing?

Ready to register?

Visit the BCSR Summer Camp 2027 website and complete our online registration process.

- Registration and payment questions can be directed to Beverly Hill.

Provisional Scouts

Not coming with your troop? We can help! Email our Camp Director and let him know when you register. We will pair your Scouts up with a local Troop for the week.

Next Steps

1. Now that you're registered, be sure to keep up with your payments. Paying in full before April 1 saves you money with our Early Bird Discount.
2. Read this Field Guide and review it with your Scouts, parents, and leaders to ensure that your unit is prepared.
3. Register for classes. Registration for merit badge classes will start on April 1st. Those registered will receive an email with registration instructions prior to that date.
4. Get your attire ready for our theme days
5. Count down to a fun summer!



SUGGESTED PACKING LIST

This suggested packing list is a guideline for what you will need for your week at Black Creek. Clothing and personal property should be clearly marked with your name and Troop number.

Official Uniform

- Short Sleeved Uniform Shirt
- Uniform Shorts / Pants
- Scout Belt
- Scout Socks (3-4 pair)
- Troop neckerchief & Slide (optional)
- OA Sash (optional)

Clothing

- Socks (6 pair)
- T-shirt / Short Sleeve Shirt (6)
- Shorts/ Pants (6)
- Sleepwear
- Rain Jacket
- Closed Toe Shoes/ Boots
  - 2 pair are recommended
- Swimsuit
  - Guidlines can be found here
- Hat

Toiletries

- Soap / Body Wash
- Shampoo
- Deodorant
- Toothbrush and Toothpaste
- Comb/ Brush
- Towel & Washcloths
  - Multiple recommended

Camping Gear

- Backpack/ Daypack
- Canteen/ Water Bottle
- Laundry Bag for Dirty Clothes
- Footlocker/Suitcase/Duffle Bag
- Flashlight
- Tent/ Hammock
  - Tents are provided, but you are free to bring your own as well

Bedding

- Sheets / Sleeping bag
- Blanket
- Pillow
- Sleeping pad
  - two cots are in each tent, but feel free to bring your own

Other stuff

- Watch
- Insect Repellant
- Sunscreen
- Camp Chair
- Board Games/ Playing Cards
- Scouting Handbook
- Bible/ Spiritual book
- Books
- Notebook and Pencil
- Camera
- Theme wear for theme days

Do Not Bring

Firearms, sheath knives, fire works, weapons of any kind, pets, electronic devices, alcohol, tobacco, and vapes are prohibited. Please check with your Troop regarding Cell Phone Policy.

All saws, axes, matches, lighters, cooking equipment, etc. need to remain in the Troop trailer. Individual scouts do not need these items.

SUMMER CAMP

DAILY THEMES

SUNDAY
→ PATRIOTIC



MONDAY
→ Harry Potter



TUESDAY
→ Super Hero



WEDNESDAY
→ Beach Day



THURSDAY
→ Star Wars



FRIDAY
→ Decades



SATURDAY
→ FARMER



ARRIVING AT CAMP



Check-In Policies & Procedures

1

Upon arrival, park in the parking lot. Your Troop's Scoutmaster or Adult Leader should proceed to the Admin Building and meet with our Camp Administrator with the following information and documents in hand:

- Troop Roster
- Safeguarding Youth certificates for adult leaders
- Payment for any outstanding fees
- Youth and adult health forms (parts A, B,& C)

2

After finishing with our Camp Administrator, your Troop will meet with the Camp Health Officer. Each person, youth and adult, will go through a quick individual health screening.

3

Once health screenings are done, our Troop Guides will take you on a camp tour that includes a stop at the waterfront for a swim test. Please be sure to arrive ready for a hike with water bottles and swimwear in hand. Our tour will show you where program areas and campsites are, as well as go over dining hall procedures. Adults are welcome to join the tour, or they can take the troop trailer to the campsite.

4

At 6:15pm, all Troops must report to the Parade Field in front of the Reese Dining Hall (RDH) for the flag lowering followed by dinner.

5

Scoutmasters and Senior Patrol leaders must report to the RDH Banquet room for a meeting with camp administration at 7:15

6

At 9:00pm, Troops will report to the camp fire ring for opening campfire

Tips and Recomendations

Prior to arriving at camp, if your Troop's Scoutmaster is not attending camp with you, elect an "Adult Leader" to handle check-in and to attend the Scoutmaster Meetings throughout the week. Do the same for an acting Senior Patrol Leader for the week if your SPL is not attending camp.

Arrive at camp as close to 1pm as possible. This is to ensure that your unit will have plenty of time to check in, tour camp, conduct swim test, and be ready for dinner and opening campfire.

For anyone who needs a swim check, make sure that they arrive in swimming attire, or have it packed in a day pack readily available.

- We recommend all scouts and adults take a swim test even if they are not taking aquatics classes. That way they can swim or boat in their free time.
- Has your Troop already conducted swim checks in the last 12 months? Please bring a copy of your Swim Check Roster and have it ready at during your camp tour. The aquatics staff will review it and our Aquatics Director has final say.

Please ensure that Scoutmasters, Adult Leaders, and Senior Patrol Leaders attend the leader meeting on Sunday and all meetings throughout the week.. These meetings are how we will disseminate key information to your unit.

Our Camp Health Officer will conduct health screenings and go over medications, allergies, and health concerns. Each unit is in charge of their own medication and it needs to be locked away in the campsites. Medication needs to be in its original packaging. Lock boxes are available for those who need them. All medication that needs to be refrigerated can be given to the medic.

CAMP FACILITIES



CAMPSITES, BATHROOMS, AND TRADING POST

Campsite Information

Black Creek offers six tent campsites each equipped with large canvas tent on platforms. Each tent has two cots and sleeps two campers. Each campsite also includes an activity shelter with electricity and overhead fans. Scouts and adults can also bring their own tents or hammocks. Please ensure to follow Scouting America's hammock policy and all Safeguarding Youth rules.





Bathroom Facilities

All Bathroom facilities at Black Creek are single-use facilities with hot water and flush toilets. Each stall has its own sink, shower, and toilet. Each campsite shares a bathhouse with a neighboring campsite. Tent platforms are no more than 50 yards from the campsite bathrooms.





Black Creek Trading Post

The Black Creek Trading Post is stocked with a wide variety of program supplies, souvenirs, and more. We carry general camping supplies, personal hygiene items, Black Creek apparel, and an excellent selection of snacks and beverages. We also carry merit badge supply kits. Knives are available to those who have Totin' Chips.





Scout Camp Accounts

Black Creek offers Scout Camp Accounts for our Trading Post. Scout Camp Accounts provide an easy solution for parents concerned about Scouts being responsible for cash/card at camp. Please fill out the Scout Camp Account form located in the attached appendix. For more information contact Grace Campbell. Most Scouts spend between $50 - $60 throughout the week.

FREE ICE

Need ice to cool things down this summer? Just ask! We have free unlimited ice available for your units. Bring your cooler to the dining hall before breakfast, or let our commissioner team know.

FREE ICE



AND CAMPSITE DELIVERY



DINING FACILITIES & MEAL TIME PROCEDURES

Reese Dinning Hall

Meals are prepared and served in Black Creek's state-of-the-art, air-conditioned Reese Dining Hall, or "RDH" as you may hear it called. Meals are carefully crafted and planned by a dietician and chef. Each meal is designed to meet with the health needs of youth and adults alike. Meals will be served Cafeteria style. Please make note of our Thursday night meal plan as there is no meal served in RDH that night. More information can be found on the next pages.







DINING FACILITIES & MEAL TIME PROCEDURES





Menu Highlights

We focus on a menu that both scouts and adults can enjoy. Some camp favorites include sloppy joes, BBQ chicken, shepherd's pie, and deli sandwiches. Just in case you don't like what we're serving, we also offer a yogurt and cereal bar at breakfast, a salad bar at lunch, and a salad and potato bar for each dinner.

Dietary Restrictions

Special meals can be prepared for those with dietary restrictions, including but not limited to vegetarians, lactose intolerance, gluten-free, and nut allergies. However, we must receive notice of your particular dietary needs TWO WEEKS prior to your arrival to camp. Without prior notice, we cannot adequately prepare for your particular needs. Please complete the Dietary Restriction Form on Google.

Waiters

Each Unit will have assigned tables for each meal. Because we operate cafeteria style, we do not need waiters before each meal. However, each Troop will be in charge of cleaning their area after each meal. Be sure to assign Scouts to clean after each meal.

Uniforms

We kindly ask that you be in full Field Dress Uniform for Evening formations, dinner, and campfires. You may set your own unit rules above and beyond that. Please do not enter the dining hall in wet swimwear.

THURSDAY NIGHT DINNER

There is no dining hall meal or program scheduled for Thursday night. We wanted to give each troop a night to spend in their campsites. Thursday evening meals for Scouts and Adults alike are the responsibility of each individual Unit.

Troops can request Foil dinners (also known as Hobo Meals or Silver Turtles). These meals are included in your camp price. These kits included: foil, ground beef, canned vegetables, and ingredients for dutch oven cobbler. Charcoal, cookware, plates, and cutlery, are not included.

Units may also choose to cook their own food at their campsites or bring in food from restaurants. Please be aware that Black Creek is in rural Georgia, and there are limited options available, however, we can help locate local restaurants and grocery stores.

Please fill out the Thursday Night Cookout Form no later than our 1pm leaders meeting on Monday so we can properly prepare.



PROGRAM INFORMATION



PROGRAM HIGHLIGHTS

We have revamped and reimagined our entire program schedule. Each Scout will have three class periods they will attend each day. In addition, we have two open periods each day. An afternoon block from 2:30 - 5:30 pm and an evening block from 7:30 - 9:30 pm. Each block will have a variety of merit badges and open program opportunities that will vary each day. Program during these two blocks will be on a first-come first-served basis.

Make sure to check the daily schedule, program schedule, and merit badge schedule. for all activities.

Water Carnival

On Wednesday afternoon, we invite everyone to cool off at the waterfront. Troops will compete in a number of challenges including Scoutmaster bellyflop, canoe race, log roll, cardboard boat race, and more.

Non-Merit Badge activities

While summer camp is a great place to earn merit badges and learn new skills, we also have a number of non-badge activities. Scouts can rappel, compete in the egg drop challenge, see how many milk crates they can stack, or Wizz down the zipline. Check our program schedule for a full list.

Thursday Troop Time

After 5:30 pm on Thursday, we like to encourage Troop Time in camp. Set up a campfire and spend some time with your fellow Scouts. Cook over an open flame. Have Scouts give a presentation or conduct a campfire program to fulfill requirement needs. Schedule a scoutmaster conference. Practice your knot tying skills. Slowdown, take a deep breath and enjoy a quiet night.



Water Carnival

Patrols should be prepared with nonswimmers, beginners, and swimmers

Wednesday afternoon



- SAFE SWIM DEFENSE
- CANOE TUG OF WAR
- SYNCHRONIZED SWIMMING
- BOATING RELAY
- KAYAK FOOTBALL
- RAFT CHALLENGE *
- SCOUTMASTER BELLY FLOP
- SPONGE RELAY
- KICKBOARD RACE

***Come prepared with materials to build your raft! Limited resources available. Building materials are limited to:**

- Cardboard
- Duct Tape
- Pool Noodles
- Trash Bags
- Markers / paint / decoration

Bonus Points for creativity and Scout Spirit



PADDLE THE SAVANNAH

LOOKING FOR ADVENTURE?

Join us for a canoe trip down the Savannah River. During our Tuesday Afternoon block, take a relaxing 8-mile float.

Tuesday Afternoon from 2:30 - 5:30

$15 per scout, 12 Spots available per

*Open to Scouts 14 and up, must pass Swim Test









Campfire

Campfire at Black Creek is a special part of the week where Scouts, leaders, and staff gather for fun and fellowship. Here's what to expect during each night of campfire:

Sunday Opening Campfire

Opening campfire is hosted by the staff here at Black Creek. Get to know the staff and enjoy a few laughs from their skits and bring your singing voices for some staff-lead songs.

Friday Closing Campfire

During our closing campfire our staff will recognize those who went above and beyond during the week. Troops will also have a shot at the spotlight and can perform Skits and Songs.



DAILY SCHEDULE

Summer Camp 2027 Daily Schedule

Sunday Patriotic Day	1:00pm	Check in starts
	1:00pm - 5:00pm	Check in, Tours, Swim checks
	5:00pm	Check in ends
	6:15pm	Evening formation & Flag lowering on parade field
	6:30pm	Dinner at RDH
	7:15pm	Scoutmaster & SPL meeting in RDH
	8:00pm	Scouts Own: Self guided religious moment at the council ring
	9:00pm	Opening Night Campfire
	11:00pm	Lights out
Monday Harry Potter Day **Tuesday** Super Hero Day **Wednesday** Beach Day	7:45am	Morning formation & Flag raising
	8:00am	Breakfast
	9:00 - 9:50am	First period
	10:00am - 10:50am	Second period
	11:00am - 11:50am	Third period
	12:00 - 1:00pm	Lunch
	1:00 - 1:30pm	Siesta time, SPL meeting at Waterfront pavillion
	1:30 - 2:20pm	Fourth period
	2:30 - 5:30pm	Afternoon programing (See Daily Program Schedule)
	6:15pm	Evening formation and Flag lowering
	6:30pm	Dinner
	7:30pm	Evening programing (See Daily Program Schedule)
	9:30pm	Return to campsites
	11pm	Lights out
Thursday Star Wars Day	6:00am	Leader Sunrise Paddle
	7:45am	Morning formation & Flag raising
	8:00am	Breakfast
	9:00 - 9:50am	First period
	10:00am - 10:50am	Second period
	11:00am - 11:50am	Third period
	12:00 - 1:00pm	Lunch
	1:00 - 1:30pm	Siesta time, SPL meeting at Waterfront pavillion
	1:30 - 2:20pm	Fourth period
	2:30 - 5:30pm	Afternoon programing (See Daily Program Schedule)
	5:30pm	Troop dinner pick up at RDH
	5:30pm - 11pm	Troop Time in campsite
Friday Decades Day	6:00am	Mile Swim
	7:45am	Morning formation & Flag raising
	8:00am	Breakfast
	9:00 - 9:50am	First period
	10:00am - 10:50am	Second period
	11:00am - 11:50am	Third period
	12:00 - 1:00pm	Lunch
	1:00 - 1:30pm	Siesta time, SPL meeting at Waterfront pavillion
	1:30 - 2:20pm	Fourth period
	2:30 - 5:30pm	Afternoon programing (See Daily Program Schedule)
	6:15pm	Evening formation and Flag lowering
	6:30pm	Dinner
	8:00pm	Closing Campfire
	9:00 PM	Leader Meeting
	11pm	Lights out

PROGRAM SCHEDULE



MERIT BADGE SCHEDULE



First Year Camper

Our first-year camper program is designed to help scouts through the first 4 ranks of scouting. This program is great for scouts who are attending their first summer camp or need some extra time working through their ranks.

Scouts who sign up for either session of first-year camper will work through their handbook to accomplish as many requirements as possible. The Program is designed to focus on the outdoor elements of each rank such as knot tying, first aid, fitness, and camping but will work to go through any requirements that the scout needs.

Scouts in the first-year camper program should bring their handbook.





The founder of Scouting, Lord Baden Powell, said that all Scouts should earn First Class

DROP IN MERIT BADGE OPPORTUNITIES

The following Merit Badges are available in our afternoon or evening sessions. These are drop-in classes that Scouts can choose. Some classes may require more work than what can be completed in the time slot provided. For example, Basketry meets on Monday but it may take more time throughout the week to finish their projects. We will try to complete each badge, but will focus on the hands-on requirements. These can be found in the Daily program Schedule.

Drop Ins



MERIT BADGE INFORMATION

This Field Guide outlines all the different merit badges and opportunities that Black Creek will be offering to the Scouts and Adult Leaders this summer. When choosing your merit badges, please remember that camp should be fun for everyone. However, there should be no expectation that because a Scout pays to come to camp, they will receive merit badges.

Merit Badge Classes

The teaching of merit badges at Black Creek is an important part of the program. Ensuring that campers receive the highest quality instruction is vital to the integrity of the Scouting program. While at camp, Scouts must complete all the requirements—no more, no less—to complete the merit badge. Scouts who do not complete the merit badge will receive a partial on their advancement sheet and will be able to complete the merit badge back at home with a local merit badge counselor or Scoutmaster as appropriate.

Because some of the merit badges offered at Black Creek have prerequisites (and post-requisites) that cannot be completed at camp, it is important for the Scoutmaster to have each Scout complete the prerequisites before coming to camp. If the Scout has completed the prerequisites before camp, please have them fill out the Black Creek Merit Badge Prerequisite Sheet and bring it with them to camp. This can be found in the appendix. If the Merit Badge Prerequisite Sheet is not completed appropriately and turned in, the Scout will not receive credit for the prerequisites. This will allow the merit badge instructor to award credit for the partial obtained in advance and enable the Scout to earn that merit badge when the remaining requirements are completed at camp.

Registration

All merit badge registration for those attending summer camp at Black Creek will take place online through Black Pug. Black Pug offers 24/7 event registration, payment availability, and the ability to register for merit badges to all unit leaders. Black Pug's Parent Portal access may vary from unit-to-unit. For step-by-step instructions, please follow the directions included in the appendix. Class registration will open on April 1st for all scouts who are paid in full. All other Scouts can register for classes on April 3rd.

MERIT BADGE INFORMATION

Advancement Records

In lieu of blue cards, Black Creek will issue individual advancement completion reports to each unit and a summary report to the troop. At the end of the week, a report will be given to your Scoutmaster. A digital report is also available through Black Pug. This can be accessed by the unit's primary contact. This report can be entered into Scoutbook by your unit advancement coordinator or be sent to your local council.

Partials

Do you have partials? If you have unfinished work in any of the badges we offer we can help you get those finished. Please bring written documentation of what requirements you need to complete, as you will have time to complete those during our open periods. We also have a number of opportunities to complete some of those hard-to-finish requirements, such as line and tender, rappelling, trail cooking, and fish cooking. Check the program schedule for more.

Program Disclaimer

All participants in Black Creek programs – both adults and youth – should be aware that all programs are subject to change at the discretion of the Black Creek staff and/or the Coastal Georgia Council. Programs listed in this guide are planned to be operating during the Summer 2026 season. Programs operating during the 2026 Season are subject to change while sessions are active.

Weather, staffing, and other extenuating circumstances may affect the schedule and what can be completed during the week. We will do our best to follow schedules and programs as planned.

Any program or schedule changes will be announced at Adult Leader and SPL meetings.



Program Areas

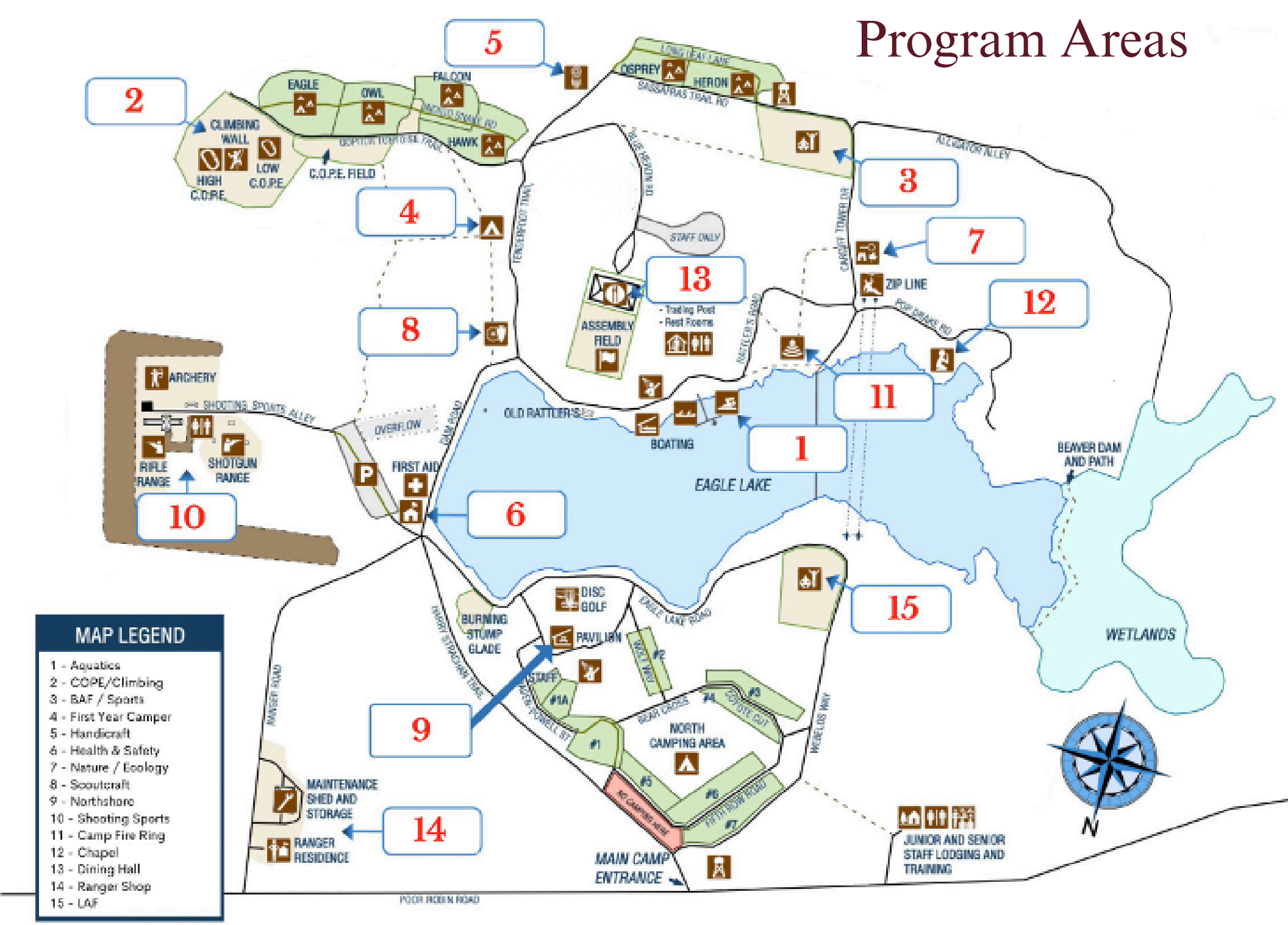

A SCOUT IS

TRUSTWORTHY
LOYAL
HELPFUL
FRIENDLY
COURTEOUS
KIND
OBEDIENT
CHEERFUL
THRIFTY
BRAVE
CLEAN
REVERENT



ADULT LEADERS





ADULT CAMP LEADERS SUMER CAMP CHECKLIST

- Fiberoptic Internet
- Verizon Service
- AT&T Service
- Dedicated Zip-line Time
- Dedicated Shooting Time
- Dedicated COPE Time
- Sunrise Paddle
- Trainings
- Round Tables
- Electricity in Campsites
- On Demand Hot Water
- Close Campsite Proximity
- Leader Meetings
- Leaders Merit Badge
- Responsive Camp Leadership
- Salads at Lunch and Dinner
- Baked Potato at Dinner
- Medic and Emergency Access
- Unlimited Free Ice
- Bathrooms Stocked Twice a Day

ADULT LEADERS



Scoutmaster Meeting | MWF at 9am

Come out to our Scoutmaster meeting on Monday, Wednesday, and Friday at 9am. This is a great opportunity to socialize with other Adult Leaders and participate in group discussions on unit leadership, growth, advancement, and daily happenings.



Scoutmaster Breakfast | Thursday at 8am

At Black Creek, Thursday mornings are for celebrating and honoring our Adult Leaders who make summer camp opportunities for youth possible. Please join us in RDH for a special breakfast and visit from our council leadership.



Training and Education

We offer a variety of Adult Leader Training courses to help educate your Adult Leaders about leading programs within Scouting America. Including general knowledge courses, such as but not limited to IOLS, Roundtables, Safe Swim Defense, Safety Afloat, Wilderness First Aid, Climb On Safely, NRA Basic Training, Leave No Trace, and Youth Mental Health First Aid. Adult training schedules and course opportunities are based on trainer availability.



Adult program offerings

At Black Creek, shooting sports, high adventure, zipline, and free swim aren't just for the youth! We offer numerous opportunities throughout the week for Adults and Leaders to exclusively enjoy each program area!



Scoutmaster Merit Badge

We challenge all adult leaders to complete the Scoutmasters Merit Badge! This program will require you to complete a wide variety of activities and observations that will keep you busy the entire week!



Smoking and Vaping Locations

For Adult Leaders who may need a smoking/vaping location, please do so behind the Northshore Pavilion near the dumpsters. DO NOT smoke/vape in the restrooms or tents, and please keep smoking/vaping out of the sight of any youth.

ADULT TRAINING AND PROGRAMMING

Black Creek has many opportunities for our adult leaders this summer. If you want to sit back and relax in a hammock all week, we are glad you're here. But if you want to take advantage of our classes and program opportunities, please take a look at our Adult Schedule.

Training Oportunities

We broke our schedule up to allow people to take multiple trainings. To complete training, you must be present at each session.

Introduction to Outdoor Leadership: IOLS, teaches basic outdoor leadership skill. This class is required for Scoutmasters and Assistant Scoutmasters to be trained.

NRA: We will be offering Rifle and Shotgun Basic from the National Rifle Association. This will allow leaders to work at the ranges at camp and lead unit shooting activities.

Wilderness First Aid: This course teaches outdoor first aid skills and is a required class for units planning on going on a high adventure trek like Philmont or Sea Base.

Advanced First Aid: This course is an in-between of basic CPR/AED training, but not quite Wilderness first aid.

Youth Mental Health First Aid: Youth Mental Health First Aid equips you with the knowledge and skills to identify, understand, and respond to mental health and substance use challenges in adolescents aged 12-18.

Round Tables: Join other unit leaders to discuss popular topics in Scouting today.

Adult Program

In addition to Training classes, adults can enjoy adult-only program time. We will have aquatics, zip line, shooting, sunrise paddles, and kayak fishing!

ADULT SPECIFIC SCHEDULE



YOUTH LEADERS



TROOP LEADERSHIP

At Black Creek, we want to stress the importance of youth leadership in camp. Each day after lunch, we will have a brief Senior Patrol Leader meeting with our camp administration. These meetings will cover daily happenings, schedule updates, service projects, how to win Honor Troop, leadership skills, and future staffing opportunities.

Our goal is to have SPLs distribute information to the rest of the troop. Important information will also be covered in our Adult Leader meetings, but we encourage Troops to allow Youth to lead the charge.

Award Opportunities

Each week we have several awards and recognitions available. The big three are Honor Patrol, Honor Troop, and Spirit Award. In addition, individual Scouts have the opportunity to be recognized at the closing campfire for their accomplishments in program areas.

Honor Patrol: Each Patrol can earn an Honor Patrol ribbon by completing the form in the appendix.

Honor Troop: Each week, only one Troop will win Honor Troop. This Troop must complete the Honor Patrol form, Honor Troop form, and maintain a clean campsite. The Winning Troop will receive a special edition patch for each camper.

Spirit Award: One Troop each week can also win the Spirit Award. This award is voted on by our staff. Big or small, each unit has the opportunity to wow our staff with Scout Spirit and enthusiasm throughout the week.



TROOP AWARDS

How to win

Troops have numerous ways to earn Honor Troop or Honor Patrol throughout the week, including but not limited to:

- Demonstrate Scout Spirit daily
- SPL attends all SPL meetings
- At least one leader attends each Adult Leader meeting
- Attend and participate in all three campfires
- Provide a program (song, cheer, etc.) at mealtime or formation
- Lead a flag ceremony
- Participate in the camp-wide Games
- Maintain a clean campsite

Please see the Honor Troop and Honor Patrol forms in the appendix for the full list of requirements. Most importantly, your troop must participate and turn in all forms on time. Forms will be turned in at the SPL meeting on Friday.

A Scout is clean

The purpose of the campsite inspection is to help teach Scouts the value of having a clean, neat, and safe campsite. The inspection is intended to be a positive experience for Scouts and adult leaders rather than a punitive measure

Since many troops share a campsite, troops should work together to maintain the health, safety, and cleanliness of common areas such as bathhouses, pavilions, sinks, and campfire rings.

Campsites will be inspected on Tuesday, Wednesday, and Friday by Camp Commissioners. In order to be eligible for the prestigious Black Creek Honor Troop Award, you must have an overall average of 80 points out of 100 points total each day.

Please plan ahead and think about what you might need, as the Inspection Form explains what the inspector will be looking for and how many points each item is worth. The Campsite Inspection Form can be found the Appendix of this Field Guide.

CAMP POLICIES & PROCEDURES



GETTING IN TOUCH

Cell phone signal

Black Creek is one of the few Scout camps with an excellent cell phone signal! Verizon and AT&T customers will have good coverage throughout camp, however, T-mobile customers will have very limited service. Troops are encouraged to establish their own cell phone procedures for their Scouts.

Internet

Black Creek has fiberoptic internet in a few places around camp. Leaders are free to use, but we ask that you do not share access with Scouts.

Visitors at camp

We love visitors at Black Creek. To ensure the safety of our Scouts and staff, visitors must complete a Visitor Form 48 hours prior to arriving at camp. Visitors must check in at the administration building with a valid ID and pick up a visitor pass. While we do love visitors, we strongly discourage Scouts from leaving early. Please keep in mind, often times, if your Scout is experiencing homesickness, visits from family can make it worse. Visitors are not allowed to bring pets. Guest meals will not be provided.

Sending Mail to Camp

Letters, cards, and care packages for your Scouts are highly encouraged. To ensure timely delivery, we recommend sending your mail 4-5 business days in advance to ensure delivery while your Scout is at camp.

Forgot something? Amazon has quick delivery to camp on many products.

Please address all mail as follows....



POLICIES & PROCEDURES

For the well-being of Scouts, Adult Leaders, parents, and staff, Black Creek has established important policies and procedures to protect the safety of everyone attending summer camp.

Emergency Action Plan

Although we hope that your stay at Black Creek is free of accidents and/or emergencies, a good Scout is always prepared. During the first 24 hours, while your Unit is at Black Creek, we will have an emergency drill so that your Unit understands our policies and procedures in case of an emergency. Please review the Emergency ActionPlan and be sure your Troop discusses and understands what to do in case of an emergency.

Buddy System

BCSR Scouts will follow the Buddy System. We encourage Scouts to plan schedules and activities accordingly to avoid instances where Scouts may be without a buddy.

Vehicles & Troop Trailers

Vehicles must be parked in the parking lot only. No vehicles will be permitted to drive around camp program areas at any time during the program week once check-in is complete. Two vehicles will be permitted to deliver gear as the Troop Guide escorts your unit to your campsite. Only the Troop Trailer may be left at the site.

Bicycles

Youth and Adult Leaders are encouraged to bring their bicycles to Black Creek. Please be sure that your bicycle is in good condition as Black Creek does not stock bicycle repair equipment on the property. Any individual who intends to bring their own bicycles to Black Creek must follow these rules:

- Everyone must wear a helmet at all times.
- Bikes may not be ridden in campsites, on stairs, bridges, under pavilions, or inside structures.
- Adult Leaders are responsible for ensuring and inspecting all bicycles ridden by Scouts to ensure it is safe to operate.

POLICIES & PROCEDURES

Handicap/ADA Trasportation

Valid Handicap placards will be granted driving permission with an additional camp-approved vehicle sign placed on the dashboard. Please check in with Administration to sign one out (and please make sure to return it upon leaving camp). We do appreciate a smaller vehicle, such as a golf cart if you have that option. Please note that ONLY THOSE WITH THE HANDICAP placard may use these carts and/or vehicles. It is not for all adults to ride around camp or to deliver Scouts to classes. Additionally, ROHVA training must be completed prior to your arrival at camp. Personal Carts & ATVs, golf carts, and other forms of small transport ARE NOT PERMITTED.

Health Lodge & Medications

Med Lodge hours throughout the day will generally be from 8:00 AM – 6:00 PM and medical support is available at any time of day. Prescription medication may be stored either at your campsite or the health lodge (if medication requires refrigeration). Medication stored in your campsite MUST be locked away. NO YOUTH MAY HOLD THEIR OWN MEDICATION, other than inhaler or epi pens. Please bring a Troop first aid kit for your campsite. It should be left out and readily available.

Insurance

Each troop that attends Summer Camp must have accident insurance. If you are a Coastal Georgia Council Unit, your insurance is on file with the Council. For Out-of- Council units, please check with your local Council for confirmation of coverage.

Smoking

All buildings and campsites are SMOKE FREE. Adults may smoke only in the designated smoking area located behind the pavilion next to the dumpster area.

Alcohol & Drugs

The use of alcoholic beverages, illegal drugs, as well as the misuse of over-the-counter or prescription drugs are prohibited and will not be tolerated on BSA Property. Violators will be prosecuted and local law enforcement will be notified immediately.

Pets

No personal pets are allowed in camp. This also applies to visitors. Please advise your families to leave their pets at home. Service dogs must be clearly and properly marked, and we ask that the camp director be notified before arriving.

APPENDIX



2027 Honor Patrol

Black Creek Scout Reservation

In order to qualify for this award, a patrol must complete 8 of the possible 10 items. The approved form must be turned into the Senior Patrol Leader on Friday before morning formation

Patrol Name:_____ Troop #_____

- **Patrol Name**: To be decided upon by the patrol
- **Patrol Yell**: Original and related to the patrol
- **Patrol Call**: A few words or sounds that can be used by patrol members for recognition
- **Spirit**: Does the Patrol work as an organized group? Does it use its call and yell? Does it carry its flag?
- **Flag**: Handmade by the patrol (should be used at camp flag ceremonies and other camp wide events)
- **Totem**: Handmade object to represent the patrol
- **Cooperation**: Does the patrol cooperate with troop leadership, their Patrol Leader, and among themselves?
- **Advancement**: Each Scout must either advance one rank or earn two merit badges
- **Participation**: Does the Patrol enter activities? Does it work with the staff and follow program?
- **Project**: A small camp service project selected by the patrol and approved by the Program Director or designee.

Approved:

Senior Patrol Leader: _____

Scoutmaster: _____

Camp Commissioner: _____

2027 Honor Troop

Black Creek Scout Reservation

This summer the staff at BCSR wants to push the Troop and Patrol method within each unit.

To qualify for Honor Troop, you must complete the following criteria and have it signed by the appropriate staff member.

Each week only ONE TROOP can earn Honor Troop.

1. Maintain an 80 or above on your daily campsite inspection _____
2. Entire Troop arrives on time for pre-meal assemblies _____
3. Entire Troop in full field dress uniform for flag lowering and supper _____
4. SPL attends all SPL meetings _____
5. At least one adult in each leader meeting _____
6. Attend both campfire sessions _____
7. Provide a skit or song for Friday campfire _____
8. Provide a song/cheer/etc. for mealtime assembly _____
9. Lead a flag raising or lowering ceremony _____
10. Compete a Troop service project during camp (approved by Ranger) _____
11. Conduct grace at a meal or assembly _____
12. Every Scout showers at least every other day _____
13. Troop holds a PLC _____
14. The following items are posted in the campsite
    a. Full duty roster _____
    b. Fire Guard _____
    c. Troop class schedule _____
15. Troop must participate in at least one camp wide game _____
16. At least one adult takes a training course or attends a roundtable _____
17. Scouts or adults volunteer for serving or dishes during a meal _____
18. Hold a troop activity Thursday night (campfire, presentation, etc) _____
19. Each patrol must compete the Honor Patrol form _____
20. Display Scout Spirit Daily. Live out the Scout Oath and Law. _____

Troop Number _____ SPL Signature _____

Council _____ Scoutmaster Sig. _____

Patrols_____ Program Director Sig. _____

Campsite_____ Camp Director Sig. _____

Black Creek Scout Reservation
Trading Post
REQUEST FOR SCOUT CAMP ACCOUNT

Needing to make a quick purchase at BCSR?

Don't want to worry about "losing cash" or "having to walk back to camp"?

BCSR Trading Post is offering an easy solution.
Open a Scout Camp Account TODAY!

1) Complete form below

2) Payment can be made 3 ways:
   a. In Person at any Coastal Georgia Council Scout Shop (Savannah)

   b. Via Phone at 912-668-6891

   c. By Mail: Send completed form with check made payable to: Coastal Georgia Council

   Coastal Georgia Council Attn:
   BCSR Trading Post - SCA
   11900 Abercorn Street
   Savannah, GA 31419

3) Additional payments may be made at any time.

4) Questions? Contact Grace Campbell, Office Manager 912-662-6827 or email grace.campbell@scouting.org

Scout Name:_____

Unit Number: _____

Week at camp: _____

Leaders Name: _____

Adult Name:_____

Adult Phone #: _____

Adult Email: _____

Minimum to Open Scout Camp Account (SCA) $20 with $1.50 Service Fee.
Accounts will be closed by July 1, 2027

If you completed requirements prior to camp, please present this to your instructor on the first day of class.
Fill one per merit badge.

BLACK CREEK MERIT BADGE PREREQUISITE FORM

Scout Name: _____ Troop: _____

Merit Badge: _____

Requirement	Date Completed	Requirement	Date Completed

Merit Badge Counselor/Scoutmaster: _____
[Printed Name]

_____
[Signature]

BLACK CREEK MERIT BADGE PREREQUISITE FORM

Scout Name: _____ Troop: _____

Merit Badge: _____

Requirement	Date Completed	Requirement	Date Completed

Merit Badge Counselor/Scoutmaster: _____
[Printed Name]

_____
[Signature]

Black Creek Scout Reservation
Campsite Evaluation

Campsite Appearance	Max Points	M	T	W	Th	F	Total
Gateway							
4 Lashings	4						
3 Knots	2						
Display of Scout Spirit	2						
Actual Gate	2						
Identifies Troop	2						
Campsite							
Perimeter Marked	2						
Tool Yard W/ Proper storage of tools	2						
At least two Camp Gadgets	4						
Organization							
Troop Gear Properly Stowed	2						
Table Area neat and clean	3						
Campsite neat and clean	5						
Troop Duty Roster filled out and posted	2						
Organized areas by patrols	2						
Duty Roster Displayed	2						
Summer Camp Schedule Displayed	2						
Displayed Roster of Scouts in camp and Fire Guard	2						
Health And Safety							
Trash stowed properly	2						
Water Cooler filled	2						
Fireguard Chart filled out daily	3						
Wash Station available	2						
Troop First Aid Kit accessible	6						
No vehicles in campsite	5						
Tents							
Properly Rolled Flaps (optional)	3						
Beds Made No clothes or trash on floor	5						
Personal gear stowed	5						
Scoutmaster tents properly marked	5						
	2						
Bath Houses							
Inside Restrooms Clean	5						
Outside Sink Area	5						
Room Clean	5						
Surrounding area clean of trash	5						

Total	100						

Troop #_____ Senior Patrol Leader_____

Campsite _____ Scoutmaster_____

Swim Classification Record

(Changes and/or corrections to the following chart should be initialed and dated by the test supervisor.)

Unit Number _____ Date of Swim Test _____

	Full Name (Print) (Drawlinesthroughblankspaces)	Medical Recheck Parts A-B	Swim Classification		
			Non-Swimmer	Beginner	Swimmer
1					
2					
3					
4					
5					
6					
7					
8					
9					
10					
11					
12					
13					
14					
15					

The swim classification test performed at a unit level should be conducted by one of the following council-approved resource people: Aquatics Instructor, BSA; BSA Lifeguard; BSA Swimming & Water Rescue; or other lifeguard, swimming instructor, etc. Test administrators should utilize chapter 5 of the BSA Aquatics Supervision Guide.

NAME OF PERSON SUPERVISING & FACILITATING THE SWIM TEST:

_____ _____

Print Name Signature

_____ _____

Type of Authorization/Training Expiration Date if applicable

(Attachacopyofcertificationifrequiredbycouncil procedure)

SWIM CLASSIFICATION PROCEDURES

The swim classification of individuals participating in a Boy Scouts of America activity is a key element in Safe Swim Defense and Safety Afloat. These swim classification tests are a foundational unit of the Aquatics Continuum.

All persons participating in BSA aquatics are classified according to swimming ability. The classification tests and test procedures have been developed and structured to demonstrate a skill level consistent with the individual's circumstances in the water.

SWIM TESTS FOR COUNCIL ACTIVITIES

Swim tests for ***council activities*** are conducted following procedures approved by a council-level committee, preferably the Council Aquatics Committee. The council committee should use the guidance contained in *BSA Aquatics Management Guide*. SPECIAL NOTE: When swim tests are conducted away from camp, the camp aquatics director retains the right to review or retest any or all participants toensure that standards have been maintained.

REGARDLESS OF WHERE OR WHENTHE SWIM TEST IS GIVEN THE FOLLOWING PROCEDURES APPLY:

- **The test is given one-on-one.** Thetestadministratorandtheswimmerare buddies duringthe administrationofthetest.
- **Each component of the test is important**.Thetestmustnotbechanged eitherto assisttheScoutortoexpeditetheprocess.
- **The test must be completed without aid or support.** Aidincludeslifejackets, wetsuits, fins,etc.Swimgogglesmaybeusedtoavoideyeirritation.
- **Swim tests must be renewed annually,** preferablyatthebeginningofthe outdoor season.

TO THE SWIM TEST ADMINISTRATOR

SWIMMER'S TEST:

Jump feet first into water over the head in depth, level off, and begin swimming. Swim 75 yards in a strong manner using one or more of the following strokes: side stroke, breaststroke, trudgen, or crawl; then swim 25 yards using an easy resting back stroke. The 100 yards must be swum continuously and include at least one sharp turn. After completing the swim, rest by floating.

BEGINNER'S TEST:

Jump feet firstinto water over the head in depth, level off, swim 25 feet on the surface, stop, turn sharply, resume swimming as before, and return to starting place.

Anyone who has not completed the beginner or swimmer tests is classified as a **nonswimmer**.

IMPORTANT INFORMATION AND FORMS

Please make sure to fill out the following forms that were linked in the guide.

Thursday Meal Plan

Dietary Needs

Visitors Guide

Please follow these links for more information and guidance.

Camp Emergency Procedures

How to Register for classes