



BLACK CREEK

SCOUT RESERVATION

FIELD GUIDE

2024

TABLE OF CONTENTS

Council & Camp Contact Information	3
A Letter from Black Creek	4
Black Creek – About Us	5
Overview.....	8
Updates & Other Important Information	9
Preparing for Camp	10
2024 Camp Overview	11
Registration Information.....	12
Suggested Packing List	13
Arriving at Camp	14
Check-In Policies & Procedures.....	15
Tips & Recommendations	16
Facilities	17
Campsites, Bathrooms, Trading Post.....	18
Dining Facilities & Mealtime Procedures.....	19
Thursday Night Cookout.....	20
Program Information	21
Merit Badge Information.....	22
Daily Camp Schedule	23
Evening Schedule & Program	24
Campfire Information.....	25
Merit Badge & Activities by Program Area.....	26
Aquatics.....	26
High Adventure	26
Handicraft.....	27
Health & Safety.....	28
Scoutcraft.....	28
Shooting Sports.....	29
Northshore.....	29
Nature & Ecology	30
First Year Camper Program.....	31
Merit Badge Schedule	32
Additional Merit Badge Class Information	33
Camp Map with Merit Badge Class Locations	34
Just for Leaders	36
Overview.....	37
Troop Leadership	38
Leadership & Awards.....	39
Campsite Inspections	40
Camp Policies & Procedures	41
Appendix	44

COUNCIL & CAMP CONTACT INFORMATION

Coastal Georgia Council BSA – Council Office

11900 Abercorn Street
Savannah, Georgia 31419

Camp Administrator – Beverly Hill

E: beverly.hill@scouting.org

T: (912) 927-7272

Office Manager & Trading Post Director – Grace Campbell

E: grace.campbell@scouting.org

T: (912) 662-6827

Black Creek Scout Reservation

850 Poor Robin Road
Sylvania, Georgia 30467

Ranger – Jacob Follin

E: jacob.follin@scouting.org

T: (601) 527-3483

Camp Director – Greyson Cato

E: greyson.cato@scouting.org

T: (770) 855-1238

Program Director – Mylee McKinney

Visit us online!

www.coastalgeorgiabsa.org

[BCSR Instagram Page](#)

[Council Facebook Page](#)

[Council Facebook Page](#)

[BCSR Facebook Page](#)

[Council and camping photos on Pinterest](#)

A LETTER FROM BLACK CREEK

Dear Scouts, Adult Leaders, and Parents,

Greetings from Black Creek – southeast Georgia’s newest, premier, nationally accredited scout camp! Thank you for your interest in attending Black Creek Scout Reservation. We are pleased to present our 2024 Field Guide – our redesigned, combined program guide and leaders’ guide. Please read the information contained within **carefully**. Most of your questions and concerns should be answered in the following pages.

This Field Guide contains important information that will help your Unit plan for the upcoming summer camp season. But before we get down to the “nuts and bolts” of summer camp, Coastal Georgia Council and the staff at Black Creek wanted to take this opportunity to talk about why we do what we do and why your experience with us is so important.

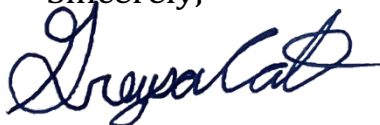
Each and every camp is different. Not just because of geography or location but because of the camp’s history and people who have touched that camp. Every camp has its unique style, program, games, and traditions. However, whether you’ve attended summer camp as a youth, adult leader, or staff member – we can all agree that the summer camp experience is magical.

Camp is the place where kids have a chance to practice being the best they can be. They have the opportunity to meet new people, try new things, climb rock walls, shoot a bow and arrow, and feel the wind in their face on a sailboat. They experience all these things in a safe, controlled environment with individuals there to support them through successes and failures.


In the modern world in which we live, there is so much that competes for our time – work, church, sports, and even well-deserved vacations. There is no competition, however, to the gift that is the experience of summer camp.

Coastal Georgia Council and the staff at Black Creek want to thank you for trusting us with your loved ones and allowing them to share the summer camp experience with us this year.

Sincerely,



Greyson Cato
Camp Director



Jacob Follin
Ranger



Lew Sisson
Scout Executive



BLACK CREEK
ABOUT US

W H Y

Black Creek



Nestled between the pines of southeast Georgia lies Black Creek Scout Reservation. Spanning over 350 acres, Black Creek offers a private 40-acre lake for swimming, boating, and fishing, a 50-foot climbing tower with high and low ropes courses, archery and firearm ranges, and a state of the art dining facility. But don't take our word for it...

A person wearing a green helmet and a pink life preserver is ziplining over a blue lake. The person is suspended by a blue rope and is in a horizontal position. In the background, there are green trees and a blue inflatable ring on the water. The text "COME SEE FOR YOURSELF" is overlaid in large, white, outlined letters.

COME
SEE
FOR
YOURSELF

BLACK CREEK OVERVIEW



Nationally Accredited

Each year, Black Creek undergoes a rigorous inspection as part of the BSA National Camp Accreditation Program ("NCAP"). This means that Black Creek must meet strict guidelines set forth in an array of areas such as health, safety, programming, staff qualifications, and emergency preparedness. We pride ourselves on not only meeting but exceeding all standards and regulations.

Merit Badge Opportunities

Black Creek's 2024 summer camp merit badge schedule has been redesigned to emphasize the *method and purpose* of advancement withing Scouts BSA – *not simply advancement as a means to an end*.

We're offering a carefully selected *41 merit badges* – almost all of which can be completed *AT CAMP!*¹

However, please remember while at camp, Scouts must complete *all the requirements* – no more, no less – to complete the merit badge.

41

Merit Badges Offered

9

Eagle Required Merit Badges

38

MB that can be completed at camp

Staff | Black Creek hires only the best staff to assist your Unit each summer. All staff members are highly motivated, well-trained, and mission-focused to ensure that each and every Scout has a memorable and enjoyable experience at Black Creek!

¹ Please see page 33 for a detailed analysis of which merit badges have prerequisites and/or have specific requirements *in addition to* the traditional merit badge classroom time. Some of these merit badges require additional materials, an overnight campout, or specific activities to occur at the troop level.

UPDATES & OTHER IMPORTANT INFORMATION

2024 Program Preview & Updates | You may notice some changes this year to our summer camp programming. We've redesigned our merit badge schedule to focus on merit badges Scouts can complete *at camp* and added more *evening program activities*. We've also scheduled more activities and training for our *adult leaders*.

Cell Phone Signal & Internet | Black Creek is one of the *FEW* scout camps with excellent cell phone signal in camp! Verizon customers will have coverage throughout most of camp while AT&T and T-Mobile customers typically have slightly less coverage. However, Scouts are discouraged from carrying their cell phones in camp. Scoutmasters and parents should inform Scouts to leave their cell phones at their campsites during the day.

Visitors at Camp | We love visitors at Black Creek! To ensure the safety of our Scouts and staff, visitors **MUST** complete a [Visitor Form](#) 48-hour prior to arriving at Black Creek.² Visitors are allowed at Black Creek on Fridays starting at 5:00 PM until the end of campfire. Upon arrival, Visitors **MUST** report to the administration building and present a valid photo identification in order to receive a visitor's bracelet. **Visitors are not allowed to bring pets.** Guest meals will **NOT** be provided. While we love visitors, we **strongly discourage** Scouts from leaving with family/visitors after Friday campfire. We strongly encourage Scouts to remain at camp Friday night to travel home with their Troop.

Sending Mail to Camp | Letters, cards, and packages to your Scout are highly encouraged! To ensure timely delivery, we recommend sending your mail 2-3 business days in advance to ensure delivery during your Scout's time at Black Creek. Please address all mail as follows:



² If you cannot provide the staff 48-hours' notice, please contact Greyson Cato prior to arrival to ensure that we are aware of your visit.



PREPARING
FOR CAMP

2024 Staff Week

May 26 - June 1, 2024



2024 Summer Camp Dates

~~Week 1: June 2 - June 8~~

Week 2: June 9 - June 15

Week 3: June 16 - June 22



2024 Summer Camp Fees

Early Bird Pricing - \$350.00

(must be paid in full by April 1)

Scouts - \$380.00

(In-Council / Out of Council)

Adult Leaders - \$175.00

REGISTRATION INFORMATION

Planning for Camp | A little planning goes a long way.

To better prepare your Unit for an awesome summer camp season, prior to registering, gather the following information for your Unit:

- Which week will you be visiting Black Creek?
- How many Scouts will you bring?
- How many Adult Leaders will you bring?

Ready to Register?

- Visit the [BCSR Summer Camp 2024](#) website and complete our online registration process.
- Pay your unit's Summer Camp Deposit.³
 - To secure a slot in your Unit's desired week, a non-refundable/non-transferrable fee of \$100.00 is due at the time of registration. This deposit may be paid online through our registration system (via debit, credit, PayPal, or e-check) or your Unit may mail the campsite deposit directly to the Council Service Center.
- READ this Field Guide and review it with your Scouts, Parents, and other Adult Leaders to ensure your Unit is Prepared.

³ In prior years, Black Creek has offered a "Campsite Deposit" which allowed unit to make a deposit and select which campsite they would prefer during their selected week of summer camp. Please be aware that we will no longer offer campsite preferences/selections at the time of registration.

SUGGESTED PACKING LIST

This suggested packing list is a guideline for what you will need for your week at Black Creek. Clothing and personal property should be clearly marked with your name and troop number.

Official BSA Uniform

- Short Sleeved Shirt (Khaki)
- Shorts/Pants (Green)
- Belt
- Scout Socks (3-4 pair)
- Troop Neckerchief & Slide (optional)
- OA Sash (optional)

Camping Gear

- Backpack / Daypack (highly recommended)
- Canteen / Water Bottle
- Laundry Bag for Dirty Clothes
- Footlocker / Suitcase
- Flashlight w/ Extra Batteries

Clothing

- Socks (6 pair)
- T-Shirts (6)
- Underwear (6)
- Shorts/Pants (6)
- Sleepwear
- Rain Jacket (optional)
- Hiking Shoes / Boots⁴
- Sneakers / Tennis Shoes
- Swimsuit⁵ (extra is recommended but not required)
- Handkerchief/Bandana (optional)
- Baseball Hat (optional)

Bedding⁶

- Sleeping Pad / Bag
- Blanket
- Pillow & Pillowcase
- Flat Twin Sheet (for warmer nights)

Other

- Watch (highly recommended)
- Insect Repellent
- Sunscreen
- Folding Chair (small)
- Board Games / Playing Cards
- BSA Handbook
- Bible / Prayer Book
- Notebook / Pencils
- Compass

Toiletries

- Soap / Body Wash
- Shampoo
- Deodorant
- Toothbrush & Toothpaste
- Comb / Brush
- Towels & Washcloths (3-4)

DO NOT BRING

Axes, firearms, saws, sheath knives, fireworks, weapons of any kind, pets, electronic devices (cell phones, beepers, radios, game systems, etc.)

⁴ Please do not bring NEW hiking shoes, boots, or sneakers to camp. We recommend bringing BROKEN IN shoes since you will be doing a LOT of walking!

⁵ All swimsuits MUST be BSA appropriate. The BSA Swimsuit Guidelines can be found [HERE](#).

⁶ Cots are available to campers at all campsites...but they aren't the most comfortable by themselves!



ARRIVING
AT CAMP

FIRST DAY AT CAMP – CHECK-IN POLICIES & PROCEDURES

1

Upon arrival, park in the parking lot. Your Troop's **Scoutmaster or assigned Adult Leader** should proceed to the Admin Building and meet with our Camp Administrator with the following information and/or documents:

- _____ Troop Roster
- _____ Youth Protection Training Verification/Certificates for all Adult Leaders
- _____ Form of payment if your Troop has outstanding fees (checkbook and/or credit card)

2

After finishing with our Camp Administrator, your Troop's Scoutmaster/Adult Leader will meet with the **Camp Health Officer** to turn in the **Troop's BSA Medical Forms**.

3

After your Troop is officially checked-in, a member of our camp staff will conduct an **individual health screening** for each member of your troop and then take you on a **tour of camp**.⁷ During this tour, you will see the different program areas and meet the department directors/staff. Each Troop will also undergo **Dining Hall Orientation** and any necessary **Swim Tests** will be conducted when your Troop arrives at the aquatics area.

4

Scoutmasters and Senior Patrol Leaders must report to the **Reese Dining Hall** (or "RDH" for short) for the Sunday Meeting with Camp Administration at **7:15 PM**.

5

At **6:15 PM**, all Troops must report to the Parade Field in front of RDH for the flag lowering. **Waiters** should report to RDH at this time for Mealtime Duties. Dinner will follow immediately after at 6:30 PM and **Scouts Own Service** will begin at **8:00PM**.

6

At **9:00 PM**, Troops will report to the campfire ring for **Opening Campfire**.

⁷ Even if your Troop has visited Black Creek before, your Troop must still complete the dining hall orientation and waterfront orientation.

FIRST DAY AT CAMP – TIPS & RECCOMENDATIONS

- Prior to arriving at camp, if your Troop's Scoutmaster is not attending camp with you, **elect an "adult leader"** to handle check-in and to attend the Scoutmaster Meetings throughout the week.
- Arrive at camp **as close to 1:00 PM as possible**. This ensures that your Troop will have time to check in, tour camp, conduct swim checks, and unpack without rushing.
- For those Scouts who need Swim Checks, **please ensure that their swimsuit and towel is packed in their daypack**. This makes conducting Swim Checks during your Troop's aquatics orientation **much quicker**.
 - **What is a "Swim Check"?** All Scouts and Adult Leaders attending summer camp must take the BSA Swimmer Test (or "Swim Check") to enter the water. Swim Checks must be conducted every 12 months.
 - **Scouts and Adult Leaders may conduct Swim Checks prior to arriving at camp pursuant to BSA regulations and supervision. You can find the [BSA Swimmer Test Regulations here](#). We recommend it!** Troops who conduct Swim Checks prior to arriving at camp should provide your Troop Guide with a copy of your Troop's Swim Check Roster when prompted. However, aquatics staff reserve the right to recheck any Scout or Adult Leader attending Camp.
- Please ensure that you arrive at camp in time for the Scoutmaster / SPL Meeting at **7:15 PM** on Sunday. **This meeting is MANDATORY**. Those who do not attend/arrive in time for the meeting **WILL miss key information** being announced. Special time will not be allotted to bring up-to-date Adult Leaders who do not attend the meeting. If you know in advance that your Troop (for whatever reason) will not arrive in time to attend the meeting, please contact the Camp Director we can attempt to make accommodations.



FACILITIES

CAMPSITES, BATHROOMS, TRADING POST

Campsite Information | Black Creek offers six tent sites each equipped with large canvas tents on platforms with cots. Each canvas tent/platform combo sleeps two campers. Each campsite includes an activity shelter with lights, electricity, and overhead fans. View the layout and location of all campsites at Black Creek by utilizing our campsite reservations page on Black Pug under the "Facilities" tab which can be accessed [here](#). Hammocking in campsites is welcomed and encouraged as well. BSA guidelines on hammocking can be found [here](#).

Bathroom Facilities | All bathroom facilities at Black Creek are single-use facilities with hot water and flush toilets. Each campsite shares a bathroom facility with a neighboring campsite.

Black Creek Trading Post

The Black Creek Trading Post is stocked with a wide variety of program supplies, souvenirs and more. We carry general camping supplies, personal hygiene items, and an excellent selection of snacks and beverages. We encourage each Scout to bring an adequate amount of spending money. The average Scout will spend \$50-60 throughout the week.

Hours of Operation

		Daily Closures / Additional Hours
Sunday*	2:00 – 6:30 PM	*Open additional 45 minutes after campfire.
Monday Tuesday Wednesday* Thursday Friday*	8:00 AM – 8:00 PM	Daily closures from 8:45 – 9:15 AM for restocking/inventory. *Open additional 45 minutes after campfire. Closed daily during mealtimes.
Saturday	CLOSED	

Scout Camp Accounts | Black Creek offers Scout Camp Accounts for our Trading Post to those interested. Scout Camp Accounts provide an easy solution for parents concerned about Scouts being responsible for cash and/or debit or credit cards while at camp. For more information, complete the [Scout Camp Account Request Form](#) which can be accessed here. For questions, please contact Grace Campbell.

DINING FACILITIES & MEALTIME PROCEDURES



Meals are prepared and served in Black Creek’s state-of-the-art, air-conditioned Reese Dining Hall, or “RDH” as you may hear it called. Each meal is carefully crafted and planned by a dietician, who is trained to ensure that all meals meet the health needs of youth and adults alike. The RDH serves all meals cafeteria style apart from the Thursday night Troop Cookout.

Dietary Restrictions | Special meals can be prepared for all Scouts with dietary restrictions including but not limited to vegetarians, lactose intolerance, gluten-free, and nut allergies. However, we must receive notice of your Scout and/or Adult Leader's particular dietary needs *TWO WEEKS* prior to your arrival at Black Creek. Without prior notice, we cannot adequately prepare for your Scout and/or Adult Leader’s particular needs. Please complete the [Dietary Restrictions Form](#) .

Waiters | Waiters are Scouts who help the RDH staff set up before every meal and remain behind to clean up after every meal for their Troop – no exceptions. Troops should assign waiters for each meal. RDH stewards will instruct Waiters how things are done at Black Creek. Waiters should arrive 15 minutes prior to each meal and leave only when dismissed by the RDH staff.

A close-up photograph of a foil dinner pack, also known as a Silver Turtle or Hobo Meal, cooking over a campfire. The pack is wrapped in crinkled aluminum foil and is suspended over a metal grate. Bright orange and yellow flames are visible in the background, creating a warm, outdoor atmosphere. The background is slightly blurred, focusing attention on the cooking pack.

THURSDAY NIGHT COOKOUT

There is no dining hall meal or program scheduled for Thursday night. We wanted to give each troop a night to spend in their campsites. Thursday evening meals for Scouts and Youth alike are the responsibility of each individual Unit.

Your Unit MUST complete and return a [Thursday Night Meal Plan Form](#) at the Monday SPL Meeting at 1PM. If your Unit does not complete a form, the staff will assume that you have made independent meal arrangements for your Unit.

Foil Dinner Packs | Cost Included in Registration Fee!

Units may order Foil Dinner Packs (also known as Silver Turtles or Hobo Meals) through the Dining Hall. We must know IN ADVANCE if your Troop plans to utilize this option so we can adequately prepare. PACKS INCLUDE: foil, ground beef, canned vegetables, and ingredients for campfire cobbler.

NOT INCLUDED: Charcoal, cookware, plates, and cutlery.

Thursday Night Alternatives

Units may cook their own food at their campsites or bring in food from restaurants. Please be aware that Black Creek is in rural Georgia and there are limited options available if your Unit plans to bring in food from a restaurant for Thursday Night Cookouts. We can help by identifying local pizza delivery places, restaurants, and grocery stores.



PROGRAM
INFORMATION

MERIT BADGE INFORMATION

This Field Guide outlines all the different merit badges and opportunities that Black Creek will be offering to the Scouts and Adult Leaders this summer. When choosing your merit badges, please remember that camp should be fun for everyone. However, there should be no expectation that because a Scout pays to come to camp, they will receive merit badges.

Merit Badge Classes

The teaching of merit badges at Black Creek is an important part of the program. Ensuring that campers receive the highest quality instruction is vital to the integrity of the Scouting program. While at camp, Scouts must complete all the requirements—no more, no less—to complete the merit badge. Scouts who do not complete the merit badge will receive a partial on their advancement sheet and will be able to complete the merit badge back at home with a local merit badge counselor or Scoutmaster as appropriate.

Because some of the merit badges offered at Black Creek have prerequisites (and post-requisites) that cannot be completed at camp, it is important for the Scoutmaster to have each Scout complete the prerequisites before coming to camp. If the Scout has completed the prerequisites before camp, please have them fill out the [Black Creek Merit Badge Prerequisite Sheet](#) and bring it with them to camp. If the Merit Badge Prerequisite Sheet is not completed appropriately and turned in, the Scout will not receive credit for the prerequisites. This will allow the merit badge instructor to award credit for the partial obtained in advance and enable the Scout to earn that merit badge when the remaining requirements are completed at camp.

Registration

All merit badge registration for those attending summer camp at Black Creek will take place online through using Black Pug. Black Pug offers 24/7 event registration, payment availability, and the ability to register for merit badges to all unit leaders. Black Pug's Parent Portal access may vary from unit-to-unit. For [step-by-step instructions](#), please follow the steps outlined [here](#).

Advancement Records (We Don't Use Blue Cards)

In lieu of blue cards, Black Creek will issue individual advancement completion reports to each unit and a summary report for the troop. You do not need to bring blue cards with you to camp. Digital completion reports will be given to your adult leaders on Friday evening, and the advancement reports will also be available to the primary contact in Black Pug at the same time. These reports may then be entered into Scout Book (or other advancement record-keeping system) by your unit Advancement Coordinator or submitted to your local council.

Have partials?

If your scouts have partials on merit badges that we are offering, have them bring written documentation of what requirements need to be done. They will have an opportunity to complete those on Thursday.

Program Disclaimer

All participants in Black Creek programs – both adults and youth – should be aware that all programs are subject to change at the discretion of the Black Creek staff and/or the Coastal Georgia Council. Programs listed in this guide are planned to be operating during the Summer 2024 season. Programs operating during the 2024 Season are subject to change while sessions are active.

DAILY CAMP SCHEDULE ⁸

Sunday	1:00 PM – 5:00 PM	Troop Check-In
	1:00 PM – 5:00 PM	Tours, Dining Hall Orientation, Aquatics Orientation
	5:00 PM	Troop Campsite Setup
	6:15 PM	Flag Lowering on Parade Field
	6:30 PM	Dinner
	7:15 PM	Scoutmaster & SPL Meeting @ Reese Dining Hall
	8:00 PM	Scouts Own Service
	9:00 PM	Opening Night Campfire
	11:00 PM	Taps

MTWF	7:00 AM	Reveille
	7:45 AM	Flag Raising – Waiters Report to Dining Hall
	8:00 AM	Breakfast
	9:00 – 9:50 AM	First Period SM Meeting @ Dining Hall [MWF]
	10:00 – 10:50 AM	Second Period
	11:00 – 11:50 AM	Third Period
	12:15 PM	Lunch
	1:00 PM	SPL's Meeting @ Waterfront pavilion
	2:00 PM – 2:50 PM	Fourth Period
	3:00 PM – 3:50 PM	Fifth Period
	4:00 PM – 4:50 PM	Sixth Period
	5:00 PM – 6:00 PM	Free time activities
	6:15 PM	Flags Lowered Waiters Report to Dining Hall
	6:30 PM	Supper
	7:15 PM	Evening Twilight Programs Begin
9:00 PM	Return to Campsites	
11:00 PM	Taps	

MILE SWIM will be held each week as follows:
Mon – Thurs @ 6:30 AM
Fridays @ 6:00 AM

Thursday	7:00 AM	Reveille
	7:45 AM	Flag Raising Waiters Report to Dining Hall
	8:00 AM	Breakfast
	9:00 – 11:50 AM	Open Merit Badge Period**
	12:15 PM	Lunch
	1:00 PM	SPL's Meeting @ Waterfront pavilion
	2:00 PM – 4:00 PM	X Games @ Parade Field
	4:00 PM – 5:00 PM	Open Period / Free Swim
	5:00 PM – 6:00 PM	Foil Pack Pick Up @ Dining Hall
	5:30 PM	Release for Staff Night Out
	9:00 PM	Return to Campsites
	11:00 PM	Taps

**During the open Merit Badge period, scouts will have the opportunity to go to their program areas and complete the requirements they still need to finish. IE: If they need to finish their basket for basketry, they can work on it at Handicraft. If they need to qualify for rifle, they can go to the range. Scouts can also work to finish partials they had prior to arriving at camp.

⁸ Please be aware that all programs are subject to change at the discretion of the Black Creek staff and/or the Coastal Georgia Council due to weather conditions, staffing, or other extenuating circumstances. Program changes and announcements will be made during the SPL meetings.

EVENING SCHEDULE & PROGRAM

Sunday	Time	Activity
	9:00 PM	Opening Campfire

Monday	Time	Activity
	5:00 PM – 5:45 PM	Totin' Chip
	5:00 PM – 5:45 PM	Open Boat & Paddle Boarding
	5:00 PM – 5:45PM	Open Archery
	7:15 PM	Free Swim & Log Rolling
	7:15 PM	Fingerprinting @ Handicraft
	7:15 PM	Games @ BAF
	7:30 PM	Open Zipline @ The Wizz

Tuesday	Time	Activity
	5:00 PM – 5:45 PM	Firem'n Chit
	5:00 PM – 5:45 PM	Open Boat & Paddle Boarding
	5:00 PM – 5:45 PM	Open Shoot – Rifle (\$8, see page 33)
	7:15 PM	Scoutmaster bellyflop
	7:30 PM	Free Swim
	7:15 PM	Games @ BAF
	7:30 PM	Open Zipline @ The Wizz
10:00 PM	Astronomy on the Bridge (weather permitting)	

Wednesday	Time	Activity
	5:00 PM – 5:45 PM	Open Boat & Paddle Boarding
	5:00 PM - 5:45 PM	Open Shoot – Shotgun (\$10, see page 33)
	7:15 PM	Chess MB @ Banquet Room
	7:15 PM	Free Swim
	8:30 PM	Campfire Hosted by OA
	9:30 PM	First Year Camper – Overnight Survival

Friday	Time	Activity
	5:00 PM – 5:45 PM	Free Swim & Other Aquatics Activities
	7:15 PM	Chess MB @ Banquet Room
	7:15 PM	Free Swim
	7:15 PM	Nature Walk @ Nature Lodge
8:00 PM	Awards & Recognition / Closing Campfire	

Please be aware that all programs are subject to change at the discretion of the Black Creek staff due to weather conditions, staffing, or other extenuating circumstances.

Program changes and/or announcements will be made during the SPL meetings and during morning and evening formation.

CAMP FIRE

Campfire at Black Creek is a special part of the week where Scouts, Troop Leaders, and family members gather for fun and fellowship. Here's what to expect during each night of campfire:

SUNDAY: STAFF CAMPFIRE

Opening campfire is always hosted by the staff at Black Creek. Enjoy a few laughs from their skits and bring your singing voices for staff-led songs.

WEDNESDAY: OA CAMPFIRE

Wednesday Campfire is hosted by the members of the I-Tsu-La Lodge. Troops have the option to prepare an original and appropriate skit or lead the group in a song...so prepare your best before arriving!

FRIDAY: AWARDS & RECOGNITION

During our closing campfire, Units, Adult Leaders, and staff will have the opportunity to recognize individuals and present various awards. Family members are welcome at Friday campfire only.



MERIT BADGES & ACTIVITIES BY PROGRAM AREA

Aquatics



Swimming

EAGLE | Periods Offered: 1, 4, & 6

In this class, Scouts will learn the basics of swimming, along with some rescue techniques. In addition to this, participants will learn about the BSA's Safe Swim Defense practices.



Lifesaving

EAGLE | Periods Offered: 4 & 5 (combined)

This class builds from previous material learned in the Swimming merit badge. Participants will use that previous knowledge in learning more about rescuing techniques, and lifeguarding skills.



Kayaking

Periods Offered: 2 & 6

In this class, Scouts will learn all about piloting a kayak all by themselves. Part of this includes proper rescuing techniques, proper knot-tying, and learning the principles of Safety Afloat.



Sailing

Periods Offered: 1 & 2 (combined)

In this class, Scouts will learn about rigging and operating a small sailboat. Part of this includes proper rescuing techniques, proper knot-tying, and learning the principles of Safety Afloat.



Canoeing

Periods Offered: 3 & 5

Canoeing teaches Scouts valuable lessons about working together. In addition to this, Scouts will learn about proper usage of a canoe, rescuing techniques, and principles found in Safety Afloat.



Motorboating

Periods Offered: 1 & 2

Motorboating teaches Scouts how to safely operate watercraft while having loads of fun. In addition to this, Scouts will learn about proper usage of a canoe, rescuing techniques, and principles found in Safety Afloat.



Instructional Swim

Periods Offered: 3

Instructional period for Scouts who need basic swim instruction to build confidence in the water and meet rank advancement requirements.



Aquatic Supervision

Adult Leader Training Only

Periods Offered: 2 & 3 (combined)

Adult training for Leaders who wish to be more engaged and involved in Aquatics opportunities.

High Adventure



Project C.O.P.E.

Periods Offered: 4 & 5 (combined)

The Challenging Outdoor Personal Experience program is one of the BSA's most well-known challenge-by-choice programs. Scouts will participate in both Low C.O.P.E. and High C.O.P.E.



Climbing

Periods Offered: 1 & 2 (combined)

Unleash your inner rock climber as you develop the skills to climb our awesome artificial rock wall.

MERIT BADGES & ACTIVITIES BY PROGRAM AREA CONT.

Handicraft



Art & Fingerprinting

Periods Offered: 4

Humans have been creating art for centuries. Through the Art merit badge, Scouts will learn about the fundamentals of art and how to apply those skills. Fingerprinting teaches about the skills needed to take a fingerprint.



Entrepreneurship

Periods Offered: 1

By earning the Entrepreneurship merit badge, Scouts will learn about identifying opportunities, creating and evaluating business ideas, and exploring the feasibility (how doable it is) of an idea for a new business.



Woodcarving

Periods Offered: 2

A centerpiece of many Scouts' experiences at summer camp, Woodcarving teaches Scouts many different skills to make beautiful pieces of wood-work. Scouts will need a Totem' Chit to participate.



Basketry

Periods Offered: 6

By working on the requirements for the Basketry merit badge, Scouts learn how to safely weave items from natural materials. They make a square basket, a round basket, and a camp stool seat.



Photography

Periods Offered: 3

While earning the Photography merit badge, Scouts will learn to use lighting, composition, depth, color, and content to create photographs that are much more than snapshots!



Leatherwork

Periods Offered: 5

Through learning about leather's endless applications, Scouts will have the opportunity to complete leather working projects including a traditional Scouting item, and a personally-designed item.

MERIT BADGES & ACTIVITIES BY PROGRAM AREA CONT.

Health & Safety



Emergency Preparedness EAGLE | Periods Offered: 2

Scouts are often called upon to help because of their knowledge of first aid and skilled reactions to emergency situations. This program will help you cultivate these skills.



First Aid EAGLE | Periods Offered: 1 & 3

Caring for injured or ill persons until they can receive professional medical care is an important skill for every Scout. With some knowledge of first aid, you can provide care to someone in these situation



Fire Safety & Traffic Safety Periods Offered: 4

Scouts are often called upon to help because of their knowledge of first aid and skilled reactions to emergency situations. This program will help you cultivate these skills.



Search & Rescue Periods Offered: 5 & 6 (combined)

When lost, we expect others to help us and care for us. Search and Rescue will teach you valuable techniques used in the professional rescuing field.

Scoutcraft



Camping EAGLE | Periods Offered: 1 & 6

Camping is an age-old activity and one of the methods of the Scouting movement. When the Scouting movement was founded in the early 1900's, Robert Baden-Powell encouraged every Scout to live outdoors.



Wilderness Survival Periods Offered: 5

Braving the wilderness is a Scouting tradition. Through the wilderness survival program, Scouts learn to plan accordingly manage risks, and survive. When things go wrong, you need to know what to do.



Fishing Periods Offered: 2

A timeless activity, fishing provides Scouts the opportunity to get hands-on experience with this skill. Scouts will also learn how to catch, clean, and cook a fish.



Orienteering Periods Offered: 3

Being able to navigate yourself is an important skill to have in Scouting. The Orienteering merit badge helps Scouts use a compass, topographic map, and landmarks to navigate around camp.



Pioneering Periods Offered:

Pioneering: the knowledge of ropes, knots, and splices along with the ability to build rustic structures by lashing together poles and spars.

MERIT BADGES & ACTIVITIES BY PROGRAM AREA CONT.

Shooting Sports



Archery

Periods Offered: 1 & 2 (combined)
5 & 6 (combined)

One of the fastest-growing sports due to its surging popularity is archery. Learn how to shoot a bow and arrow as well as all the safety rules and regulations to do so.



Rifle

Periods Offered: 5 & 6 (combined)

Test your marksmanship skills here at Camp Bighorn with our .22 rifles! You will learn the fundamentals of safe gun handling and how to shoot a perfect bullseye every time!



Shotgun

Periods Offered: 1 & 2 (combined)

Ready to take your shooting skills to the next level? Try your luck in our Shotgun shooting Merit Badge program where you will learn the fundamentals of safe gun handling and get to shoot moving targets in the air!

Northshore



Astronomy

Periods Offered: 5

Scouts study how activities in space affect our own planet and bear witness to the wonders of the night sky.



Electricity

Periods Offered: 3

Learn why electricity plays a significant role in the economy and how energy consumption impacts our daily lives with the Electricity Merit badge.



Public Speaking

Periods Offered: 4

Scouts learn to present themselves and their ideas with confidence while completing the requirements for the Public Speaking merit badge.



Citizenship in The Nation

EAGLE | Periods Offered: 6

The requirements have the Scout explore our national government's history, structure, and responsibilities. The Scout is also asked to discover current national issues and contact their government representative about it.



Communication

EAGLE | Periods Offered: 2

A good life skill to have is to be an effective communicator. This class will teach Scouts to understand all available forms of communication, and how they can best utilize them.



Citizenship in the Community

EAGLE | Periods offered: 1

This merit badge emphasizes how a Scout can participate in society at a local level where the biggest impact tends to occur.

MERIT BADGES & ACTIVITIES BY PROGRAM AREA CONT.

Nature & Ecology



Environmental Science EAGLE | Periods Offered: 3 & 4

While earning the Environmental Science Merit Badge, you will get a taste of what it is like to be an environmental scientist, making observations and carrying out experiments to investigate the natural world.



Forestry / Pulp & Paper Periods Offered: 5

In the Forestry program, Scouts will get a chance to learn about the complex diversity and ecology of Earth's forests.



Mammal Study & Insect Study Periods Offered: 6

Learn how mammals and insects play a role in our ecosystem. Scouts will develop knowledge of the anatomy, behaviors, and diets of various mammals and insects in our camp environment and around the world.



Bird Study Periods Offered: 1

Birds have always played a major role in our global ecosystem. In this class, Scouts will develop knowledge of the anatomy, behaviors, and diets of various birds around the world.



Weather Periods Offered: 2

Scouts enhance their knowledge of weather, climate, meteorology, and how weather affects Scouts in their everyday lives.

First Year Camper

Our first-year camper program is designed to help scouts through the first 4 ranks of scouting. This program is great for scouts who are attending their first summer camp or need some extra time working through their ranks.

Scouts who sign up for either session of first-year camper will work through their handbook to accomplish as many requirements as possible. The Program is designed to focus on the outdoor elements of each rank such as knot tying, first aid, fitness, and camping but will work to go through any requirements that the scout needs.

Scouts in the first-year camper program should bring their handbook.



The founder of Scouting, Lord Baden Powell, said that all Scouts should earn First Class

2024 MERIT BADGE CLASS SCHEDULE

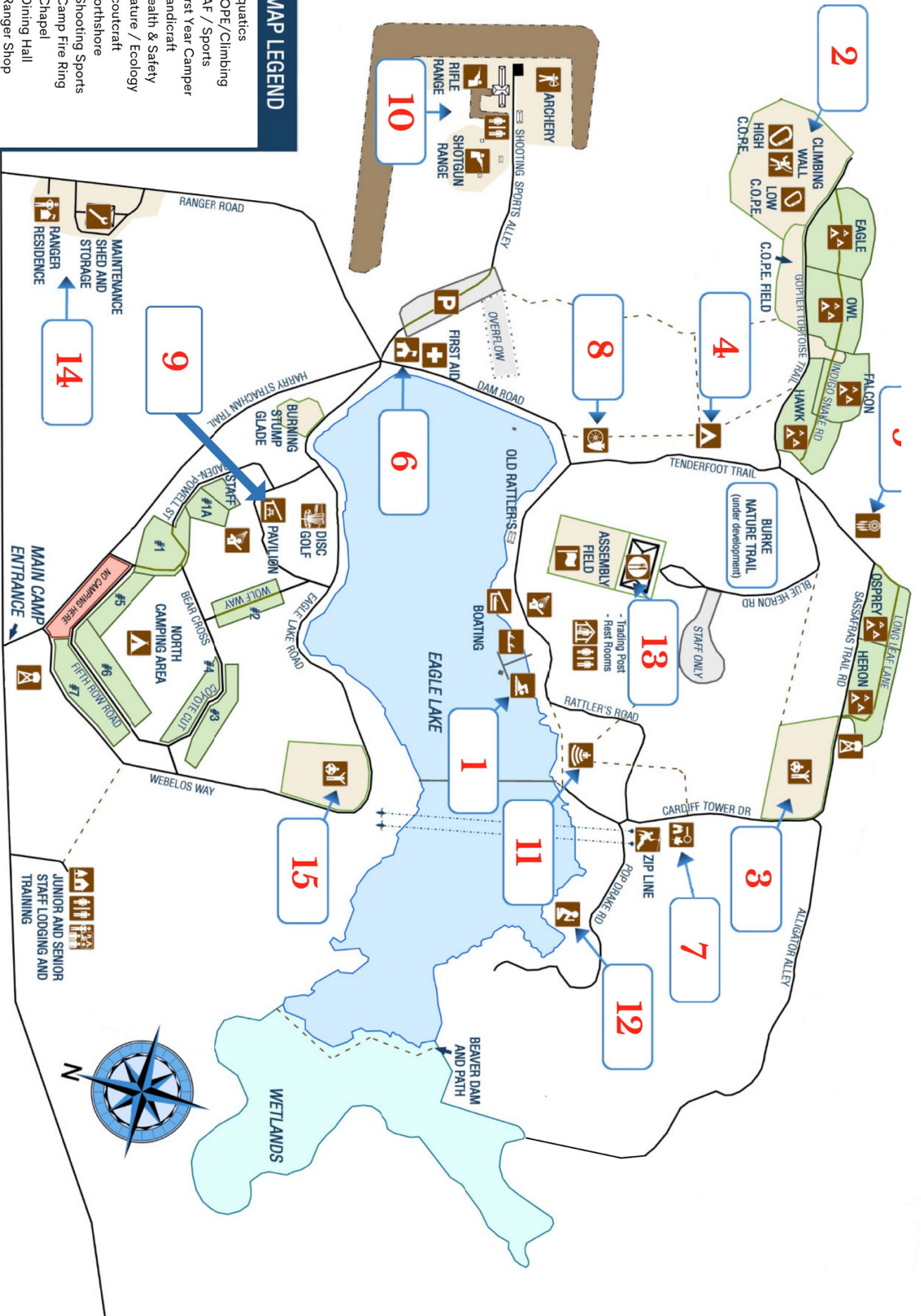
Program Area	Min	Max	9:00 AM	10:00 AM	11:00 AM	2:00 PM	3:00 PM	4:00 PM	5:00-5:45 PM	
Aquatics										
BSA Aquatic Supervision	2	12		XX					Free Swim & other aquatics activities offered daily	
Canoeing	2	18			X		X			
Instructional Swim	2	10			X					
Kayaking	2	12		X				X		
Lifesaving	2	12				XX				
Motorboating	2	6	X	X						
Sailing	2	8	XX							
Swimming	2	18	X			X		X		
COPE, Climbing and Zip Line										
Project COPE	2	20				XX			Check Daily Schedule	
Climbing MB	2	16	XX							
Sports										
Sports	2	12			X				Open courts & field activities daily	
Base Camp FYC Program										
Tenderfoot First Year Camper	2	25	XX						Check Daily Schedule	
2nd Class, 1st Class only	2	25				XX				
Handicraft										
Art and Fingerprinting	2	18				X			Fingerprinting MB Monday at 7:15pm	
Basketry	2	18						X		
Entrepreneurship	2	18	X							
Wood Carving	2	18		X						
Photography	2	18			X					
Leatherwork	2	18					X			
Health/Safety										
Emergency Preparedness	2	18		X						
First Aid	2	18	X		X					
Fire Safety, Traffic Safety	2	18				X				
Search and Rescue	2	18					XX			
Nature/Ecology										
Environmental Science	2	18			X	X				
Forestry & Pulp/Paper	2	18					X			
Mammal Study & Insect Study	2	18						X		
Bird Study	2	18	X							
Weather	2	18		X						
Scoutcraft										
Camping	2	18	X					X		
Wilderness Survival	2	18					X			
Fishing	2	18		X						
Orienteering	2	18			X					
Pioneering	2	18				X				
<i>Totin' Chip</i>										Monday at 5
Firem'n Chit										Tuesday at 5
North Shore										
Astronomy	2	15					X			
Electricity	2	15			X					
Public Speaking	2	15				X				
Cit. in the Nation	2	15						X		
Cit. In the Community			X							
Communication	2	15		X						
Chess										Wed & Fri night
Shooting Sports										
Archery	2	20	XX			XX			Check Daily Schedule for Open Shoot Schedule	
Rifle Shooting	2	16				XX				
Shotgun Shooting	2	12	XX							

MERIT BADGE PREREQUISITES AND ADDITIONAL INFORMATION

MERIT BADGE PREREQUISITES AND ADDITIONAL INFORMATION				
	Prerequisites	Can Not Be Done at Camp**	Additional Cost	Additional Information and Materials Needed
Aquatics				
Canoeing, Instructional Swim, Kayaking, Motorboating, <i>Sailing, Stand up Paddleboarding Award</i>	*			*Must meet the "Swimmer" qualification on a Swim Test
Lifesaving	*Swimming MB			
COPE, Climbing and Zip Line				
Project COPE	Must be atleast 13 years old		\$15. Includes COPE Patch	Check Daily Schedule for Open Zip times. Our Zip lines is a wet ride as you will land in the lake.
Climbing MB				
Sports				
Sports		Req. 5		
Base Camp FYC Program				
Tenderfoot First Year Camper				Class will spend Wednesday night at Base Camp. Bring your own tent and sleeping bag if you can.
2nd Class, 1st Class only				
Handicraft				
Art and Fingerprinting		Art – Req. 6		
Leatherwork			\$15 - \$20 <i>each (2 kits needed)</i>	Kits must be purchased from trading post to complete MB.
Basketry			\$14	
Wood Carving				Must have Totin' Chip
Photography		Cyber Chip needed to complete MB		Digital Camera or Phone Camera
Health/Safety				
Emergency Preparedness	Req. 8(b)	Req. 8(b) (if missing necessary materials)		Scout must bring materials needed to complete Req. 8(b) at camp
Nature/Ecology				
Environmental Science				
Forestry & Pulp/Paper				
Mammal Study & Insect Study		Insect Study Req. 9		
Bird Study		Req. 5 if not completed at camp		Binoculars
Scoutcraft				
Camping		Req. 8D, 9A, 9B		
Wilderness Survival		Req. 8 if not done during class overnight		Class will spend Wednesday night in a shelter they make at scoutcraft
Fishing		Req. 10 if not completed at camp		
North Shore				
Communication		Req. 8 if not done at camp with troop		Req 8 can be done with your troop outside of class time. Will discuss details in class
Shooting Sports				
Archery	Must be at least 12 Years Old	Must qualify by end of week		In order to participate in Open Shoot, you will need to buy a Shooting sports patch at the trading post. Rifle Patches are \$8 Includes 15 shots. Shotgun Patches are \$10 includes 15 shots
Rifle Shooting			\$20	
Shotgun Shooting			\$20	

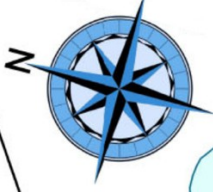
We strive to finish each Merit Badge in the allotted time during camp, however, please keep in mind that many outside factors such as weather or an individual's skill, attendance, and effort may affect completion.

Program Area Locations



MAP LEGEND

- 1 - Aquatics
- 2 - C.O.P.E./Climbing
- 3 - BAF / Sports
- 4 - First Year Camper
- 5 - Handicraft
- 6 - Health & Safety
- 7 - Nature / Ecology
- 8 - Scoutcraft
- 9 - Northshore
- 10 - Shooting Sports
- 11 - Camp Fire Ring
- 12 - Chapel
- 13 - Dining Hall
- 14 - Ranger Shop
- 15 - LAF



A Scout is

TRUSTWORTHY

LOYAL

HELPFUL

FRIENDLY

COURTEOUS

KIND

OBEDIENT

CHEERFUL

THRIFTY

BRAVE

CLEAN

REVERENT





JUST FOR
LEADERS

OVERVIEW

Summer camp fun isn't just for the youth! There are always fun and exciting activities available for Adult Leaders who come to Black Creek. These activities are available in addition to our training programs.



Scoutmaster Meetings | MWF at 9:00 AM

Come out to our Scoutmaster meeting on Mondays, Wednesdays, and Fridays at 9:00 AM. This is a great opportunity to socialize with other Adult Leaders and participate in group discussions on unit leadership, growth and advancement.



Scoutmaster Breakfast | Thursdays at 8:00 AM

At Black Creek, Thursday mornings are for celebrating and honoring our Adult Leaders who make summer camp opportunities for youth possible. Please join us in the Dining Hall for a special breakfast meal, a report on Council happenings from Scout Executive, Lew Sisson, and an opportunity to get to know one another and discuss camp happenings.



Training & Education

We offer a variety of Adult Leader Training courses to help educate your Adult Leaders about leading programs within the BSA, and general knowledge courses, including but not limited to IOLS, SM/ASM Leader Specific Training, Safe Swim Defense, Safety Afloat, Wilderness First Aid, Climb On Safely, NRA Basic Training, Leave No Trace, and Youth Mental Health First Aid. Adult training schedules and course opportunities are based on trainer availability.



Adult Program Offerings

At Black Creek, shooting sports, high adventure, zipline, and free swim isn't just for the youth! We offer numerous opportunities throughout the week for Adults and Leaders to exclusively enjoy each program area! Scheduling is based on trainer availability.



Scoutmaster Merit Badge | All Week

We challenge all adult leaders to complete the Scoutmasters Merit Badge! This program will require you to complete a wide variety of activities and observations that will keep you busy the entire week!



Smoking & Vaping Location

For Adult Leaders who may need a smoking/vaping location, please do so behind the Northshore Pavilion near the dumpsters. DO NOT smoke/vape in the restrooms and please keep smoking/vaping out of the sight of any youth.



TROOP
LEADERSHIP

TROOP LEADERSHIP, HONOR TROOP & TROOP AWARDS

At Black Creek, we practice a unique style of leadership called “Principled Leadership” which has three main aspects: mission-focused, high expectations, and recognizing excellence. These principles apply to staff, Scouts, and Adult Leaders alike.

One of the key aspects of Principled Leadership is to “recognize excellence”—the practice of recognizing individuals for their accomplishments. Youth, Troops, and Patrols who demonstrate mission focused behavior during their time at Black Creek have the opportunity to earn various awards including but not limited to Honor Patrol, Honor Troop, Spirit Award, Campsite Inspection, and SPL of the Week.

Special Note Regarding Honor Patrol & Honor Troop

Troops have numerous ways to earn Honor Troop or Honor Patrol throughout the week, including but not limited to:

- Demonstrate Scout Spirit *DAILY*
- SPL attends *ALL* SPL meetings
- At least one adult representative at all leader meetings.
- Attend *ALL* three campfire programs
- Provide a program (cheer, song, etc.) at a mealtime assembly
- Provide a skit and/or song for Wednesday’s campfire
- Lead a flag ceremony

MOST IMPORTANTLY – If your Troop wishes to be in the running for the Honor Troop/Honor Patrol Award, the appropriate form(s) ***MUST*** be completed and turned in at the Friday SPL Meeting. Any and all Patrols may qualify for the Honor Patrol Award. However, only one Troop per week will receive the Honor Troop Award. To qualify for the Honor Troop Award, your Troop must also qualify for Honor Patrol. You can find the requisite forms in the Appendix.

CAMPSITE INSPECTIONS

Campsite Inspections | Notes to Adult Leaders & Youth

- The purpose of the campsite inspection is to help teach Scouts the value of having a clean, neat and safe campsite. The inspection is intended to be a positive experience for Scouts and adult leaders rather than a punitive measure.
- Since many troops share a campsite, troops should work together to maintain health, safety and cleanliness of common areas such as bathhouses, pavilions, sinks and campfire rings.
- Campsites will be inspected on Monday, Wednesday, and Friday by Camp Commissioners. In order to be eligible for the prestigious [Black Creek Honor Troop Award](#), you must have an overall average of 80 points, out of 100 points total each day. Please plan ahead and think about what you might need, as the information below explains what the inspector will be looking for and how many points each item is worth.
- The [Campsite Inspection Form](#) can be found the Appendix of this Field Guide.



CAMP POLICIES
& PROCEDURES

CAMP POLICIES & PROCEDURES

For the well-being of Scouts, Adult Leaders, parents, and staff, Black Creek has established important policies and procedures to protect the safety of everyone attending summer camp.

Emergency Action Plan | Although we hope that your stay at Black Creek is free of accidents and/or emergencies, a good Scout is always prepared. During the first 24 hours, while your Unit is at Black Creek, we will have an emergency drill so that your Unit understands our policies and procedures in case of an emergency. Please review the Emergency Action Plan and be sure your Troop discusses and understands what to do in case of an emergency.

Buddy System | BCSR Scouts will follow the Buddy System. We encourage Scouts to plan schedules and activities accordingly to avoid instances where Scouts may be without a buddy.

Vehicles & Troop Trailers | Vehicles must be parked in the parking lot only. No vehicles will be permitted to drive in and around camp program areas at any time during the program week once check-in is complete. Two Vehicles will be permitted to deliver gear as the Troop Guide escorts your unit to your campsite. Only the Troop Trailer may be left at the site.

Bicycles | Youth and Adult Leaders are encouraged to bring their bicycles to Black Creek. Please be sure that your bicycle is in good condition as Black Creek does not stock bicycle repair equipment on property. Any individual who intends to bring their own bicycles to Black Creek must follow these rules:

- Everyone must wear a helmet at all times.
- Bikes may not be ridden in campsites, on stairs, bridges, under pavilions, or inside structures.
- Adult Leaders are responsible for ensuring and inspecting all bicycles ridden by Scouts to ensure it is safe to operate.

Handicap/ADA Transportation | Valid Handicap placards will be granted driving permission with an additional camp approved vehicle sign placed on the dashboard. Please check in with Administration to sign one out (and please make sure to return it upon leaving camp). We do appreciate a smaller vehicle such as a golf cart if you have that option. Please note **ONLY THOSE WITH THE HANDICAP** placard may use these carts and/or vehicles. It is not for all adults to ride around camp or to deliver children to classes. Additionally, ROHVA training must be completed prior to your arrival at camp.

CAMP POLICIES & PROCEDURES - CONT.

Personal Carts & ATVs | Personal ATVs, golf carts, and other forms of small transport ARE NOT PERMITTED.

Health Lodge & Medications | Med Lodge hours throughout the day will generally be from 8:00 AM – 6:00 PM and medical support is available at any time of day. Please see the schedule on the door of the Med Lodge for medications. Prescription medication may be stored either at your campsite or the health lodge (if medication required refrigeration). Medication stored in your campsite *MUST* be locked away. NO YOUTH MAY HOLD THEIR OWN MEDICATION.

Insurance | Each troop that attends Summer Camp must have accident insurance. If you are a Coastal Georgia Council Unit, your insurance is on file with the Council. For Out-of- Council units, please check with your local Council for confirmation of coverage.

First Aid | Please bring your Unit's first aid kit. Be prepared to perform basic first aid in your campsite and then contact the Health Officer as necessary. In an emergency all Area Directors carry radios. For major emergencies, please seek the help of a staff member or director.

Smoking | All buildings and campsites are SMOKE FREE. Adults may smoke in the designated smoking area located behind the pavilion next to the dumpster area ONLY. NO EXCEPTIONS.

Alcohol & Drugs | The use of alcoholic beverages, illegal drugs, as well as the misuse of over-the-counter or prescription drugs are prohibited and will not be tolerated on BSA Property. Violators will be prosecuted, and local law enforcement will be notified immediately.

Fireworks | Fireworks are not permitted on camp property.

Pets | No personal pets are allowed in camp. This also applies to visitors. Please advise your families to leave their pets at home. Service dogs must be clearly and properly marked, and we ask that the camp director be notified before arriving.

Fuels | The use of liquid fuels for any purpose by Scouts on BCSR property is prohibited. All fuels, including backpacking stoves, should be stored properly.



APPENDIX

Please make sure to fill out the following forms that were linked in the guide.

Thursday Meal Plan: <https://forms.gle/mfA334Tvq6SCjqDr5>

Dietary Needs: <https://forms.gle/KBmG2TCdLyUoVw9c6>

Visitors Guide: <https://forms.gle/4Y3XqvLHs7wXDSA86>



Black Creek Scout Reservation Trading Post REQUEST FOR SCOUT CAMP ACCOUNT

Needing to make a quick purchase at BCSR?

Don't want to worry about "losing cash" or "having to walk back to camp"?

BCSR Trading Post is offering an easy solution.

Open a Scout Camp Account TODAY!

- 1) Complete form below
- 2) Payment can be made 3 ways:
 - a. In Person at any Coastal Georgia Council Scout Shop (Savannah)
 - b. Via Phone at 912-668-6891
 - c. By Mail: Send completed form with check made payable to: **Coastal Georgia Council**
Coastal Georgia Council
Attn: BCSR Trading Post - SCA
11900 Abercorn Street
Savannah, GA 31419
- 3) Additional payments may be made at any time.
- 4) **Scout is responsible for closing the account at END camping week. If the account has \$5 or more remaining on account, scout may request for a refund to be mailed. Any Scout Camp Accounts still open after July 1st, 2024 will be closed and any remaining monies will be forfeited and considered a donation to Coastal Georgia Council.**
- 5) Questions? Contact Grace Campbell, Office Manager 912-662-6827 or email grace.campbell@scouting.org

Complete ALL highlighted areas:

Date:		Week:	
Person Opening Account		Phone:	
Contact Phone:		Email:	
Last Name of Scout		First Name of Scout	
Unit Number		Unit Leader	

Minimum to Open Scout Camp Account (SCA) \$20 with \$1.50 Service Fee.

Accounts will be closed by July 1, 2024

BLACK CREEK MERIT BADGE PREREQUISITE FORM

Scout Name: _____ Troop: _____

Merit Badge: _____

Requirement	Date Completed	Requirement	Date Completed

Merit Badge Counselor/Scoutmaster: _____

[Printed Name]

[Signature]

BLACK CREEK MERIT BADGE PREREQUISITE FORM

Scout Name: _____ Troop: _____

Merit Badge: _____

Requirement	Date Completed	Requirement	Date Completed

Merit Badge Counselor/Scoutmaster: _____

[Printed Name]

[Signature]

Black Creek Scout Reservation

Campsite Evaluation

Campsite Appearance	Max Points	M	T	W	Th	F	Total
Gateway							
4 Lashings	4						
3 Knots	2						
Display of Scout Spirit	2						
Actual Gate	2						
Identifies Troop	2						
Campsite							
Perimeter Marked	2						
Tool Yard W/ Proper storage of tools	2						
At least two Camp Gadgets	4						
Organization							
Troop Gear Properly Stowed	2						
Table Area neat and clean	3						
Campsite neat and clean	5						
Troop Duty Roster filled out and posted	2						
Organized areas by patrols	2						
Duty Roster Displayed	2						
Summer Camp Schedule Displayed	2						
Displayed Roster of Scouts in camp and Fire Guard	2						
Health And Safety							
Trash stowed properly	2						
Water Cooler filled	2						
Fireguard Chart filled out daily	3						
Wash Station available	2						
Troop First Aid Kit accessible	6						
No vehicles in campsite	5						
Tents							
Properly Rolled Flaps	3						
Beds Made	5						
No clothes or trash on floor	5						
Personal gear stowed	5						
Scoutmaster tents properly marked	2						
Bath Houses							
Restrooms Clean	5						
Showers Clean	5						
Sink Room Clean	5						
Surrounding area clean of trash	5						
Total							
Total	100						

Troop # _____

Senior Patrol Leader _____

Campsite _____

Scoutmaster _____

Swim Classification Record

(Changes and/or corrections to the following chart should be initialed and dated by the test supervisor.)

Unit Number _____

Date of Swim Test _____

	Full Name (Print) (Draw lines through blank spaces)	Medical Recheck Parts A-B	Swim Classification		
			Non-Swimmer	Beginner	Swimmer
1					
2					
3					
4					
5					
6					
7					
8					
9					
10					
11					
12					
13					
14					
15					

The swim classification test performed at a unit level should be conducted by one of the following council-approved resource people: Aquatics Instructor, BSA; BSA Lifeguard; BSA Swimming & Water Rescue; or other lifeguard, swimming instructor, etc. Test administrators should utilize chapter 5 of the [BSA Aquatics Supervision Guide](#).

NAME OF PERSON SUPERVISING & FACILITATING THE SWIM TEST:

Print Name

Signature

Type of Authorization/Training
(Attach a copy of certification if required by council procedure)

Expiration Date if applicable

SWIM CLASSIFICATION PROCEDURES

The swim classification of individuals participating in a Boy Scouts of America activity is a key element in Safe Swim Defense and Safety Afloat. These swim classification tests are a foundational unit of the Aquatics Continuum.

All persons participating in BSA aquatics are classified according to swimming ability. The classification tests and test procedures have been developed and structured to demonstrate a skill level consistent with the individual's circumstances in the water.

SWIM TESTS FOR COUNCIL ACTIVITIES

Swim tests for ***council activities*** are conducted following procedures approved by a council-level committee, preferably the Council Aquatics Committee. The council committee should use the guidance contained in *BSA Aquatics Management Guide*. SPECIAL NOTE: When swim tests are conducted away from camp, the camp aquatics director retains the right to review or retest any or all participants to ensure that standards have been maintained.

REGARDLESS OF WHERE OR WHEN THE SWIM TEST IS GIVEN THE FOLLOWING PROCEDURES APPLY:

- **The test is given one-on-one.** The test administrator and the swimmer are buddies during the administration of the test.
- **Each component of the test is important.** The test must not be changed either to assist the Scout or to expedite the process.
- **The test must be completed without aid or support.** Aid includes lifejackets, wetsuits, fins, etc. Swim goggles may be used to avoid eye irritation.
- **Swim tests must be renewed annually,** preferably at the beginning of the outdoor season.

TO THE SWIM TEST ADMINISTRATOR

SWIMMER'S TEST:

Jump feet first into water over the head in depth, level off, and begin swimming. Swim 75 yards in a strong manner using one or more of the following strokes: side stroke, breaststroke, trudgen, or crawl; then swim 25 yards using an easy resting back stroke. The 100 yards must be swum continuously and include at least one sharp turn. After completing the swim, rest by floating.

BEGINNER'S TEST:

Jump feet first into water over the head in depth, level off, swim 25 feet on the surface, stop, turn sharply, resume swimming as before, and return to starting place.

Anyone who has not completed the beginner or swimmer tests is classified as a non-swimmer.

MERIT BADGE REGISTRATION GUIDE

BOY SCOUTS OF AMERICA
COASTAL GEORGIA COUNCIL

Calendar Event Details Lookup My Account

BCSR Summer Camp 2022

Event Details

BCSR Greetings from Southeast Georgia!

Thank you for your interest in attending Black Creek Scout Reservation, the South's NEWEST premier Scout Summer Camp. We are pleased to present our 2022 Summer Program Guide for your troop to discover all the adventures that Scouting has to offer right here at Black Creek Scout Reservation.

Together, with our dedicated Staff, Scouts will experience Summer Camp in ways that they will cherish throughout their lifetimes, taking part in adventures that will help them to BE PREPARED! as they grow and learn together. We want your troop to leave Summer Camp at BCSR a BETTER TROOP for having attended!

You'll be pleased to know that BCSR is a Nationally Accredited Camp and our leadership team is experienced and well trained. We hope that you will take advantage of all the Scouting knowledge that we have to share. We are proud to share our story throughout the week and we want you to share yours!

We are looking forward to your visit!

2020 Black Creek Scout Reservation preview1 Watch later Share

When & Where

Week 1
Black Creek Scout Reservation
Sunday 06-05-2022 2:00 PM ET to
Saturday 06-11-2022 10:00 AM ET
Register
More Information

Week 2
Black Creek Scout Reservation
Sunday 06-12-2022 2:00 PM ET to
Saturday 06-18-2022 10:00 AM ET
Register
More Information

Week 3
Black Creek Scout Reservation
Sunday 06-19-2022 2:00 PM ET to
Saturday 06-25-2022 10:00 AM ET
Register
More Information

Attachments

Follow the summer camp registration guide on the Council website at www.coastalgeorgiaabsa.org.



Week 1 - BCSR Summer Camp 2022

0992439396

Participants Check Out Reports

Registration Contact

Registration Contact
Checkout Required

Update Information

Preview Information

Additional Actions

Check Out Required

Registration closes in 78 days: You have 1 participant that requires Check Out. These spots and classes are not held until check out is completed.

Regular Price:	\$300.00
Balance Due:	\$300.00
Pending Early Discount*:	-\$25.00
Balance*:	\$275.00
*Requires payment in full by May 02 11:59 PM	

1 Scouts BSA Youth

Scouts BSA Youth
Checkout Required

Regular Price: \$300.00
Early Discount: -\$25.00
Balance Due: \$275.00

Update Information

Missing Information

Attachments

Once the Registrant information has been completed, select "Additional Actions."

👤 Participants

🛒 Check Out

🖨 Reports

Registration Contact

Registration Contact

Checkout Required

Update Information

Preview Information

Additional Actions

- + Add Participants
- Delete Participants
- ✘ Delete Registration
- 📅 Manage Participant Classes**
- 👤 Parent Portal
- 📅 Payment Schedule

🚨 Check Out Required

Registration closes in 78 days and requires Check Out. This requires check out is complete

Regular Price:

Balance Due:

Pending Early Discount*:

Balance*:

*Requires payment in full by



Missing Information

Attachments

Event Contacts

1 Scouts BSA Youth

Scouts BSA Youth

Checkout Required

Regular Price: \$300.00
Early Discount: \$-25.00
Balance Due: \$275.00

From the Additional Actions drop-down menu, select "Manage Participant Classes."

Manage Participant Classes



Click on Participant name to change class selections

Participant #1		Scouts BSA Youth				
Period	Time	MON	TUE	WED	THU	FRI
Period 1						
Period 2						
Period 3						
Period 4						
Period 5						
Period 6						
Period 7						

✕ Delete Registration

This will open an additional window.
Click "Participant 1" (in your registration, it will show your Scout and/or Adult's name).

Participant #1's Classes

Show Class Schedule

View All Classes

Search ...



09:00 AM Period 1

Attendee 9677530's Classes

Click a class to **REMOVE** from Attendee 9677530's schedule

Available Classes

Click a class to **ADD** to Attendee 9677530's schedule

- BMB195 Base Camp First Year Camper - Tenderfoot** Period 1 (9-11:55)
Our signature First-year Camper Program includes elements for first-time Scouts to work...
Day of Class: Mon, Tue, Wed, Fri
Min participants: 2 **Slots filled:** 2
Max participants: 25 **Slots available:** 23
Room Number: Base Camp
Prerequisites: Class will spend Wednesday night at...
- BMB135 Bird Study** Period 1 (9-9:55)
 Birds are among the most fascinating creatures on Earth. Many are beautifully colored...
Day of Class: Mon, Tue, Wed, Thu, Fri
Min participants: 2 **Slots filled:** 1
Max participants: 18 **Slots available:** 17
Room Number: Nature Ecology
Prerequisites: Cannot be completed at camp...
- BMB143 Camping** Period 1 (9-9:55)
 Camping is one of the best-known methods of the Scouting movement. When he founded the...
Day of Class: Mon, Tue, Wed, Fri
Min participants: 2 **Slots filled:** 1
Max participants: 18 **Slots available:** 17

Don't forget to select/change each period as you select classes!

Select which class/period you wish to add to that particular Scout's schedule. After you've selected your desired classes, continue with the registration as usual.

Manage Participant Classes

*Requires payment in full by May 02 11:59 PM