


TNAW - PARTICIPANT
CAMP LA-NO-CHE
EXPEDITED CHECK-IN OPPORTUNITY
(1 PER VEHICLE)

Welcome to Camp La-No-Che! To ensure a fast and safe check-in for all campers and families, please follow these simple steps before arrival:

✓ Check-In Prep: Just 1-2-3!

1. **Print** all required documents
2. **Complete** all forms
3. **Review** everything for accuracy



Arriving with your full pack, troop or family helps with parking and creates a smoother experience for everyone.

 Check your reservation email for your campsite assignment, or log in to view your registration.

Thanks for helping us kick off an epic weekend!

~ Camp La-No-Che

Quick Check-In Tips:

-  Download the app and save your schedule to Photos before arrival.
<https://tinyurl.com/La-No-Che-App>
-  Complete the required form and place it on your driver's side dash before leaving home

Follow these steps and you'll be waved straight to your campsite!

PARKING PASS (DASHBOARD)

DRIVER NAME:	
UNIT & NUMBER:	
CAMPSITE #:	
PHONE NUMBER:	
ASSIGNED PARKING: (Circle parking location)	SPORTS FIELD – Campsites 1-7 MAIN PARKING – Campsites 8–19 ATV Field – Campsites 20-25

* Give this half to staff at the Main Road canopy, then proceed to your campsite and follow the next page to finish check-in.

Check In Slip

FIRST & LAST NAME(S) OF EVERYONE IN YOUR CAR:	
UNIT & NUMBER:	
CAMPSITE #:	
PHONE NUMBER	
ASSIGNED PARKING: (Circle parking location)	SPORTS FIELD – Campsites 1-7 MAIN PARKING – Campsites 8–19 ATV Field – Campsites 20-25

After Arriving at Your Campsite:

- **Unload gear**

Keep food in your vehicle/trailer or place it in the bear box until needed.

- **Park your vehicle**

- Move it immediately to your designated parking area. Do not block the road—others need space to unload.
- All vehicles must be in assigned lots for emergency access of the campsite.
- Day visitors must park on the Main Parking.

- **Set up camp**

Return to your site, pitch your tent, and stow belongings.

- **Pre Ordered Items**


- T-shirts can be picked up at the W.T Bland Dining Hall.
- Meal tickets can be picked up at the W. T, Bland Dining Hall.
- OA grill tickets can be picked up at the W.T. Bland Dining Hal

- **Parent/Leader Meeting**

Please be at Williams Family at 9:15PM

No Parking at campsites.

Unit trailers can be left with no vehicle attached and trailer tongue must be flagged.

 **Note:** These steps are essential for a smooth experience—please follow them carefully!


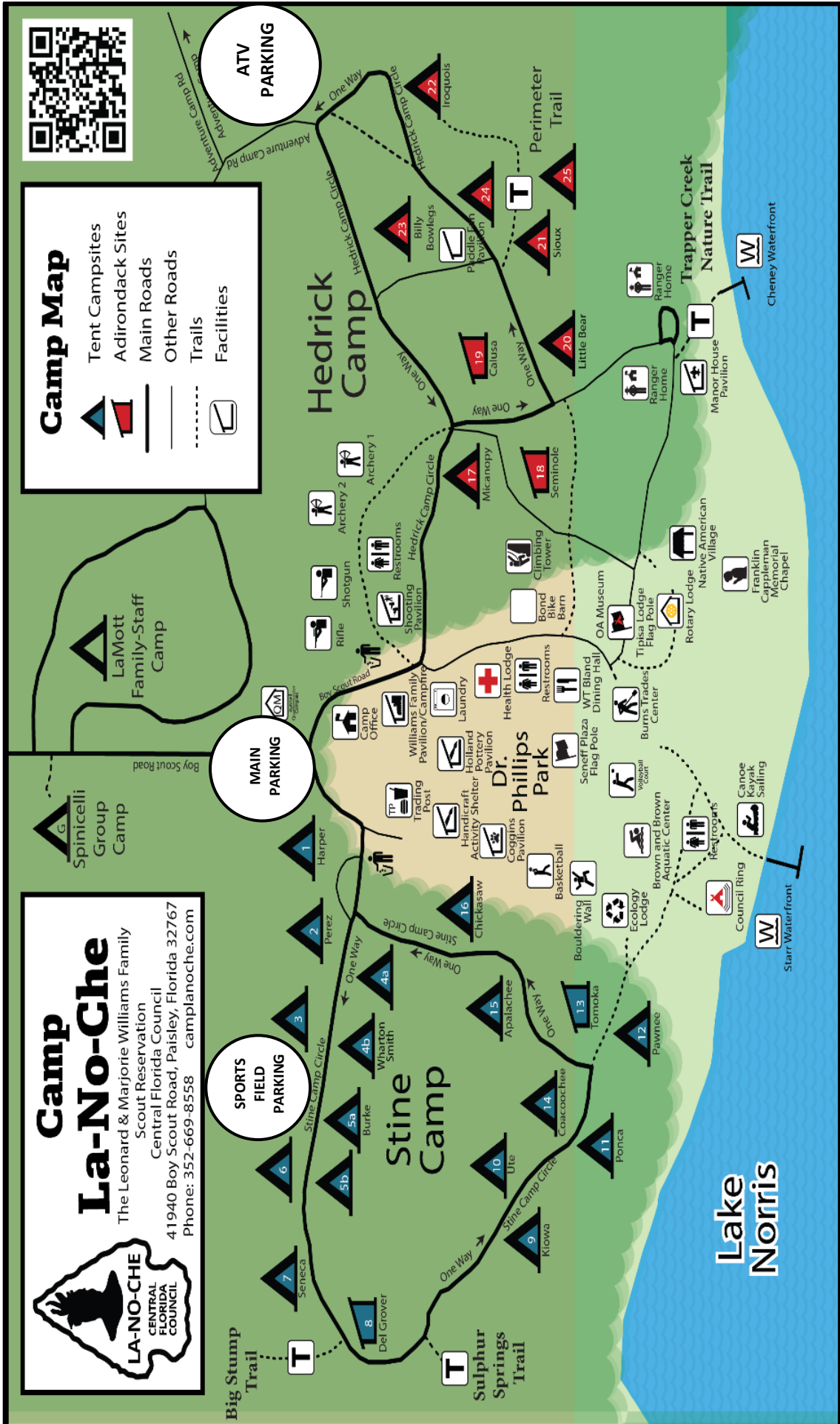


LA-NO-CHE
CENTRAL FLORIDA COUNCIL

Camp
La-No-Che
The Leonard & Marjorie Williams Family
Scout Reservation
Central Florida Council
41940 Boy Scout Road, Paisley, Florida 32767
Phone: 352-669-8558 campplanoche.com

Camp Map

- Tent Campsites
- Adirondack Sites
- Main Roads
- Other Roads
- Trails
- Facilities

Lake Norris