

Welcome to Trout-O-Ree 2026!

On the weekend of **April 10-12**, the Scouts of the Prince William, Burke Lake, and Cub Run Districts will head to the Trout-O-Ree. Trout Town, the mythical piscatorial municipality, will rematerialize to show you a world of fishing fun! Fishing Derby, Conservation Merit Badge Midway, archery range, mountain man outpost, Fishing Merit Badge, horseback riding, and a climbing wall!!! Stay safe, live the Outdoor Code, and have a fantastic fishing adventure!



Directions: Take I-66 West to Route 29 South at Gainesville. Stay on Route 29 South until 7 miles south of Culpeper. Take a right on to Route 609. Stay on Route 609 for 9 miles. Take a right on Route 231 North. Travel 1/2 mile and take a left on Route 670. Travel 4 miles until you see the Scouts directing you to the camping area across the road from Graves Mountain Lodge.

Cost: Just \$30 a head for the weekend if paid before April 1. Just \$40 after April 1 and only \$15 a day for non-campers.

Sign-up Link: Get your unit signed up right [here](#). Heck, we even have a snazzy QR code. Are you coming from another district? No problem, we'd love to have you!



The Program Stuff

Fishing Regulations: There are **FOUR** great trout waters to fish: the Rose River, the Robinson River, the Catch & Release Pond, and the Pay Pond.

The Rivers: This year, fishing the Rose and Robinson Rivers is permitted from the time you arrive and both rivers are **OPEN TO ALL, regardless of age**. Scouts age 16 and older as well as adults who fish the Robinson River or the Rose River, must have a **fishing license with TROUT STAMP**, which you can purchase on-line at most sporting goods stores and on-line at <https://gooutdoorsvirginia.com>, and at the Syria Mercantile (see the map at the back).

The Ponds: The two ponds on the Graves Mountain Lodge grounds are open to fishing by Trout-O-Ree participants of all ages. See notes below for each.

The Pay Pond: ... Is open at your Troutmaster's discretion. Scouts should have money-in-hand to pay for the cost of any trout caught. No wading. Yes, trout caught in the Pay Pond may be counted in the Fishing Derby. Scouts fishing the Pay Pond **MUST BE ACCOMPANIED BY AN ADULT**. If you hook it, you must keep it. No throwing 'em back at the Pay Pond. Them's the rules.

The Catch & Release Pond: ... Is open to all Scouts. Only single-hook, artificial lures and flies may be used. All trout must be released as quickly as possible after being measured. No wading. Scouts who mishandle fish will be asked to leave. Go to one of the Official Measurers to get your catch recorded and you will be in the running for a Fishing Derby award. Know that some of the biggest trout to be caught at Trout-O-Ree lurk in the depths of the Catch & Release Pond. Bring a net and nerves of steel.

Creel Limit: The creel limit is **SIX TROUT**; however, few Scouts will consume more than one trout. ***A Scout is Conservation-minded: Limit your kill, don't kill your limit.*** If you are a successful angler and have caught a couple but still want to keep fishing, think about using your mad fishing skills to catch a monster-sized trout at the Catch & Release Pond.

Saturday Lunch: How your patrol does lunch is totally up to you. Sandwiches and other tasty treats are available for purchase at the Syria Mercantile.

We Feed the Bears (metaphorically): Troutmasters and any other adult leaders can pick up a free hot dog, chips, an icy Coke, and hot coffee at any time on Saturday at the headquarters cabin (marked Lower Cabin on your map). They are required to use the rocking chairs on the cabin porch and must share fish tales of outlandish proportions.

Adult Training: The **Scoutmaster / Assistant Scoutmaster Training** will be available up at the Main Lodge in the large room on the bottom floor. We're also offering **Angling Educator** which is a four-hour training course for Scouters and Scouts age 15+ taught by BSA Certified Angling Instructors. We also have the **Outdoor Ethics Award training** open to all Scouts age 15 and older and all adults. Sign up for training via the registration site so we know how many to expect. Please join us!

Conservation Merit Badge Midway: Take one of the amazing conservation-related merit badges! We will have morning and afternoon sessions led by Merit Badge Counselors for more than a dozen of them. BUT space is limited so to ensure that you've got a seat, sign up for merit badges through the registration website.

Fishing Merit Badge Sessions: No pre-registration necessary for this one, but we'd appreciate it. Both sessions will be held at the Fishing Merit Badge Area on the Rose River. Counselors will have multiple stations set up, so Scouts can focus on just a few of the skills they need or complete the whole badge!

Merit Badge Counselors will work with Scouts with an eye towards completing the badge on Saturday. However, Scouts who come prepared with a knowledge of knots, fishing regulations, etc., will be best positioned to get it done.

Scouts who have already caught a fish should bring a note from their Troutmaster confirming that they have done so (a picture of your catch is a good idea; please know what kind of fish it is). Otherwise, they should do their best to catch a fish later in the day or on Sunday morning and then find a counselor for signature. On Sunday, the Fishing Merit Badge Counselor can be found drinking coffee at the Trout Town Hall next to the flags so, yeah, you've got another chance to get some requirements signed off.

Fly-Fishing Merit Badge: You should have registered in advance through your troop for this one. Forgot to do this, but otherwise prepared to commit the time required? Please see Mr. Layton at the Friday night cracker barrel.

This merit badge class is a **serious, all-day introduction** to the wonderful sport of fly-fishing. Please arrive at the flags **by 7:30 a.m.** If you have equipment, please bring it. Scouts interested in getting a jump on the badge can visit Mr. Layton in the Troop 1196 campsite.







Art Merit Badge: This will be presented Saturday morning AND again in the afternoon **at the Headquarters Cabin.**

Movie Making Merit Badge: This will be an all-day merit badge and will be presented **in the Main Lodge.** Scouts should bring a phone or tablet with video recording capability.

Outdoor Ethics Awareness Award: Scouts will complete this 2-hour training and earn the award **at the Main Lodge** on Saturday morning.

Fishing Derby: Catch a fish and you are IN! **Scouts should have their catch measured at Stinky Skaja's Fish Cleaning Shack by 5 pm.** Fish measurers will also be available at the Catch & Release Pond for those who will be throwing 'em back. **Measurers will also be available at the Catch & Release Pond.**

All awards are for individual Scouts except for the one patrol award. Fishing Derby awards will be presented for:

-  Most Trout Caught by a Patrol (includes trout registered with measurers at Stinky Skaja's Cleaning Shack and the Catch & Release Pond)
-  Biggest Fish Caught and Released
-  Biggest Rainbow Trout
-  Biggest Fish – Any Species
-  Most Total Inches of Trout Caught
-  Smallest Fish

Stinky Skaja's Fish Cleaning Shack: Just downwind of the Town Hall of Trout Town, you can get fish cleaning assistance at this Trout-O-Ree institution!

Mountain Man Encampment: Check out Mountain Man Encampment at the Trout Town Trading Post! It will be open all-day Saturday. If you have a mountain man shirt or other regalia, feel free to wear it on Saturday and spend some time hanging out at the encampment. We'll have fun mountain-man-related rank advancement activities plus Dutch oven desserts and cooking all day! If you play an instrument, then bring it. There will be at least one banjo player and maybe a fiddle player too. We will provide three or four 1-hour-long activities in the morning and afternoon covering the following requirements:

Activity 1: Outdoor Code, Leave No Trace, Identifying Signs of 10 Animals and Types of Plants

Activity 2: Knot Tying, Whipping, and Pocket Knife Safety

Activity 3: Care, Use, & Sharpening of Knives, Axe, Saw, etc.

Activity 4: Cooking a Dutch Over Dinner/Dessert (cooking & eating as a patrol)

Rank requirements that will be covered include:

Scout:

- 1e. Repeat from memory the Outdoor Code. In your own words, explain what the Outdoor Code means to you.
- 4a. Show how to tie a square knot, two half-hitches, and a taut-line hitch. Explain how each knot is used.
- 4b. Show the proper care of a rope by learning how to whip and fuse the ends of different kinds of rope.
5. Tell what you need to know about pocketknife safety.

Tenderfoot:

- 1c. Tell how you practiced the Outdoor Code on a campout or outing.
- 2a. On the campout, assist in preparing one of the meals. Tell why it is important for each patrol member to share in meal preparation and cleanup.
- 2c. Explain the importance of eating together as a patrol.
- 3a. Demonstrate a practical use of the square knot.
- 3b. Demonstrate a practical use of two half-hitches.
- 3c. Demonstrate a practical use of the taut-line hitch.
- 3d. Demonstrate proper care, sharpening, and use of the knife, saw, and ax. Describe when each should be used.
- 5a. Explain the importance of the buddy system as it relates to your personal safety on outings and in your neighborhood. Use the buddy system while on a troop or patrol outing.

Second Class:

- 1b. Explain the principles of Leave No Trace and tell how you practiced them on a campout or outing. This outing must be different from the one used for Tenderfoot requirement 1c.
- 2a. Explain when it is appropriate to use a fire for cooking or other purposes and when it would not be appropriate to do so.
- 2b. Use the tools listed in Tenderfoot requirement 3d to prepare tinder, kindling, and fuel wood for a cooking fire.
- 2c. At an approved outdoor location and time, use the tinder, kindling, and fuel wood from Second Class requirement 2b to demonstrate how to build a fire. Unless prohibited by local fire restrictions, light the fire. After allowing the flames to burn safely for at least two minutes, safely extinguish the flames with minimal impact to the fire site.
- 3a. Demonstrate how a compass works and how to orient a map. Use a map to point out and tell the meaning of five map symbols.
- 3d. Demonstrate how to find directions during the day and at night without using a compass or an electronic device.
4. Identify or show evidence of at least 10 kinds of wild animals (such as birds, mammals, reptiles, fish, or mollusks) found in your local area or camping location. You may show evidence by tracks, signs, or photographs you have taken.

First Class:

- 5a. Identify or show evidence of at least 10 kinds of native plants found in your local area or campsite location. You may show evidence by identifying fallen leaves or fallen fruit that you find in the field, or as part of a collection you have made, or by photographs you have taken.
- 5b. Identify two ways to obtain a weather forecast for an upcoming activity. Explain why weather forecasts are important when planning for an event.
- 5c. Describe at least three natural indicators of impending hazardous weather, the potential dangerous events that might result from such weather conditions, and the appropriate actions to take.
- 5d. Describe extreme weather conditions you might encounter in the outdoors in your local geographic area. Discuss how you would determine ahead of time the potential risk of these types of weather dangers, alternative planning considerations to avoid such risks, and how you would prepare for and respond to those weather conditions.

Orienteering Challenge Course: Open all day Saturday. Just ask for the clues at the Trout-O-Ree Trading Post.

Climbing Wall: Yes – come defy gravity! This is an open program activity available all day on Saturday.

Archery Range: Yep, we've got that. Come channel your inner William Tell. This is an open program activity available all day on Saturday.

Gaga Ball Thunderdome: Epic. Remember that a Scout is Friendly, Courteous, and Kind.

Campfire Program: Have a patrol that has a great skit? Come to the Friday cracker barrel and ask about getting them on the program for Saturday night! Your patrol didn't get it together until Saturday? See the Trout Town Mayor, David Burnett, at the Trout Town Hall to be added to the program. **Arrowmen are encouraged to wear their sashes.**

OA Stuff: We are holding a **Brotherhood Walk** on Saturday afternoon (if we can pull it off, we'll meet at the Trading Post at 3:30 p.m. and again after the Saturday campfire). Check with the Chapter Chief on Friday if interested. **YOU MUST PAY YOUR LODGE DUES IN ADVANCE [HERE](#).**

Saturday Cracker Barrel: All OA members and adult leaders interested in learning more about the OA are invited to the **Saturday night OA and Troutmasters' Cracker Barrel**. This will be held immediately following the campfire at the Trout Town Hall.

Flags: Flag raising and lowering on Saturday will be handled by the incredible Scouts of Troop 581. Troops are asked to assemble with their guests for Saturday evening flags NLT 7:30 p.m. Units will go directly from the flag lowering to our epic campfire. Interested in doing the flag raising on Sunday morning? See the **Mayor of Trout Town, David Burnett**, at the Trout Town Hall.

Get a Clue: Got questions? We got answers. Come visit the Mayor of Trout Town, David Burnett, at the Town Hall for all your information, entertainment, or program needs.

The Camping Stuff

Friday Check-in: ... Will be totally painless. As you head NW on Rt. 670, you will turn right into the camping area. Look for signs, orange cones, and helpful Scouts. As you enter Trout Town, you will see the Trout Town Comptroller at the check-in booth to receive your maps, schedules, YPT wristbands, and directions to the secret spot where all the trout are as long as your leg.

Please bring a roster of all who will be in camp. Each unit should maintain all medical forms for all attendees (Parts A & B). Troutmasters should provide payment upon arrival if their unit has not pre-paid.

Early Arrival! If you can cajole your troop into an early arrival on Friday, then we'll be there waiting for you. Just check in per normal, enjoy the first pick of campsites, and start your adventure early. The stables, both rivers, Pay Pond, and Catch & Release Pond are all open. The Old Rag Mountain and White Oak Canyon trails are just a few miles away.

Parking: Please drop off gear in your site and then move all vehicles to the designated parking areas. Vehicles must be out of the camp sites and off the main road before sunset. Ask any Trout-O-Ree staff if you need help finding the parking area (pro tip: it's not right next to your tent). The good news is that our parking areas are pretty close to the camp sites.

Friday Cracker Barrel: Please send your Senior Patrol Leader and a unit leader to the cracker barrel. You will learn about all the stuff that's already in this guide, any program

changes, OA Brotherhood procedures, and our passionate plea to move your fishing mobile to the parking area. Oh, and you'll get free meat and cheese. Lots of cheese ...

Emergency Medical Services: There is a first aid station next to the flags. If you need additional medical assistance, Culpeper Regional Hospital is just 15 minutes away in Madison. The street address is: **634 S Main St, Madison, VA 22727-3084**. Take Rt. 670 southeast to Rt. 231 South to North Main Street in Madison.

Uniforms: ... are required for the Saturday evening campfire, Jewish services, and the Scouts' Own religious service. The Trout-O-Ree on Saturday will be a high-visibility event, so **we strongly encourage wearing troop tee shirts and/or "class B" uniforms during the fishing events on Saturday.**

Buddy System: Please assign buddies in advance if possible. We are camping and fishing over a big footprint of land that is open to the public. Maps will be provided to unit leaders which must be distributed to Scouts and other participants. Fishing boundaries on the Rose and Robinson rivers will be marked with yellow tape and the Trout-O-Ree boundaries are evident. Still, we ask that the buddy system be used at all times. Scouts outside of the main camp without buddies close by, especially when near the water bodies, will suffer extraordinarily boring fishing stories from self-proclaimed fishing experts before being returned to their campsites.

Water Safety: The Robinson and Rose Rivers are relatively shallow. Nonetheless, units are requested to help provide safety during the Fishing Derby hours on Saturday. We are requesting assistance from responsible adults to monitor the Catch and Release Pond and a deep spot on the Rose River. **Note that these supervision measures will NOT be in place on Sunday.** All Sunday fishing will require supervision provided at the unit level.

Please advise your Scouts that **wading is not permitted**. However, recognizing that wet feet are inevitable, please advise all Scouts to bring plenty of socks and a change of footwear.

The fruit orchards and several other areas are off limits, as noted on the Trout-O-Ree maps provided to unit contacts at check-in. **Please provide these maps to all Scouts and adult leaders.**

Troop and Patrol Campfires: ... Are encouraged! This is a situation where ground fires are totally acceptable. Rocks are in short supply in most sites, so if you have a portable fire ring, you want to bring it. If you build a ground fire, please obliterate the fire ring and spread out the ashes. Go to the Trout Town Public Works Department if you need to borrow a rake or shovel. There **is** a rock pile near the Pay Pond side of the camping venue where you may procure rocks for a fire ring.

Firewood: We will have a limited supply piled near Trout Town. There is plenty of dead wood in the vicinity. Bring a bow saw and a Scoutmaster who needs some exercise.

Water: We have access to **two water spigots** close to camp: one near the fish cleaning station and the other at the corner of the barn where you first come on to the property. The spigot for the fish cleaning station may be utilized during core fish cleaning hours. To maximize your patrol's time on the water, **the Trout Town Service Team will collect and refill your water containers after breakfast and before dinner.** However, if you have

some Scouts who purport to be bored, then the trek across the campground with a full water container is an activity available 'round the clock. **Please do not wash fish, feet, dishes, Scoutmasters or Scouts at either of these two taps.**

Garbage Collection: The Trout Town Service Team will pass through your site after all meals to collect your trash. Please secure your garbage bags to avoid spillage in the truck.

Port-a-Jons: ... Are neither water park rides nor fish head dumping facilities. Scouts found using them as such will be provided with cleaning gear and plenty of time to provide better public hygiene for all. And – oh yeah – pick up the seat and practice good marksmanship. A Scout is Clean.

Bears: We've got those! Our camping area is used continuously throughout the year and no sightings of bears have ever occurred in this field since the mid-1600's. And yet they are sighted regularly nearby. A lot. Help keep our sleeping bags bear-free by reducing the smell-ables left in camp and by being "bear aware." Food should be stored in enclosed vehicles and trailers. Food should never be brought into tents. Garbage should be removed from campsites every evening or placed inside of an enclosed vehicle. **In the unlikely case of a bear sighting, please report this to Trout-O-Ree staff at the Trout Town Hall or the Lower Cabin immediately.** Additional information on bear safety can be found [here](#).

Please secure all pic-a-nic baskets.

Trading Post and Mercantile: Cool patches, bait, drinks, snacks and Scout stuff can be purchased from the Trading Post located in the heart of Trout Town. Stop by and enjoy the conversation!

Fishing equipment, fishing licenses and trout stamps (required for all age 16 and older), drinks, ice, food, camping equipment, spark plugs and sundry agricultural supplies can all be purchased at the Syria Mercantile, about 200 yards south of our campsite. Consider patronizing this store, as they are great supporters of the Trout-O-Ree.

Lodging: Got some parents who love Scouts, but camping ... not so much? Graves Mountain Lodge has a variety of rooms, suites, cabins, cottages and dormitories to suit every Scouter's needs. And their restaurant is outstanding! Check out their [website](#) to make reservations.

Patches: These will be provided following the event and are epic – this year's edition was designed by Troop 581 Life Scout, Brandon Berlickij. See the Trout Town Comptroller, Dave Seitz, if you want to hear about patches or want to make a huge donation to Scouting.

Trout Town Complaint Form: Please fill [this](#) out in triplicate and submit to any District Executive.

Trout Fishing Tackle Basics

In general, the rule of thumb for trout fishing tackle for youth is KISS: Keep It Simple Scouts. Remember that trout fishing at the Trout-O-Ree is all about light tackle – please leave the tuna fishing and surf casting equipment at home. Most fish caught at the Trout-O-Ree will be in the 9- to 12-inch range (easily less than a half pound). Fish caught from either pond may be a little bigger. Maybe even a lot bigger!

Encourage Scouts to mark their fishing gear with their names. Every Trout-O-Ree leaves us with an overabundance of unclaimed fishing gear.

Rods and reels: Fishing rod and reel combinations labeled “light action” or “ultra-light action” are fine. A rod that can handle fish up to six pounds is fine, anything heavier is too big. Reels may be of the open-faced spinning design, but it is best that the Scout practice casting it first. The traditional close-faced, rod-reel combinations are fine too (e.g., the Zebco 202); however, they tend to be pre-rigged with line that is too heavy for trout fishing. See below for line recommendations and re-spool if necessary. PRO TIP: Remove all hooks from rods before stowing in a vehicle.

Fishing line: Line rated for **six-pound test** is a good choice. Avoid gimmicky lines with “armor coatings” or those labeled “extra tough.” They tend to be too stiff. Our personal preference is Trilene XL. Putting fresh line on Scouts’ reels is a great troop meeting activity AND a great opportunity to teach the Arbor Knot!

Hooks: Stick with **size 6 or (better) 8 hooks**. It is hard to beat the Eagle Claw Classic bait hooks (model 181). Avoid treble hooks (3 points) and “snelled” hooks (hooks with a length of heavy fishing line already tied on; also known as leaders).

Bobbers and weight: You can catch plenty of fish without them, but some find that putting bobbers and split-shot on their line make it easier to cast, especially if you are using a close-faced reel or fishing in the Pay Pond. In both cases, smaller is better. Avoid split shot larger than “BB” size. Keep your bobber at least two feet from your hook and split shot at least a foot from your bait.

Bait: Worms! Dig your own **worms** from the garden or purchase trout worms in the sporting goods section of WalMart or Dick’s. **Smaller is better.** Avoid the full-sized night crawlers – these tend to be larger than most trout. Look for the worms labeled “Trout Worms.” Other good choices are canned corn and PowerBait (corn-shaped PowerBait is fantastic). Bait will be available for purchase at the Trout-O-Ree. The key: get your baited hook in the water and let it sit there for a good long while; up to a minute or more.

Knots: Learn the improved clinch knot. For getting your hook on your line, this is the only knot you need to know.

Tackle boxes: Not really necessary for trout fishing. Wear a jacket with big pockets and put the small amount of tackle you will need in a small plastic box.

Pan Frying Trout

The recipe below is the simplest, most delicious way to prepare trout of up to about 14 inches in length. Before you begin, see the Scout leaders at the fish cleaning station for instruction and assistance in cleaning your catch.

Equipment:	Frying pan (cast iron is recommended) Spatula Couple of plates Aluminum foil Patience
Ingredients:	Trout Flour Pinch of salt Any kind of fat (butter, bacon fat, Crisco, or any cooking oil) Lemon (optional, but oh so good)

After cleaning the trout, pat it dry with a paper towel. Melt some butter or fry out a liberal amount of bacon fat. Place about one cup of flour in a dish or bowl and add a little salt to the flour. Roll the trout in the mix. Shake off the excess. Sautee the trout slowly until they are crisp and nicely browned. Do NOT use high heat – keep it at low-to-medium and closely monitor your flame. Trout flesh should separate from the bone easily once it is cooked through. Place the hot trout on a dish lined with paper towels to absorb the grease. Eat your catch while it's still hot. Serve with sliced lemon for those who want it. Do NOT squeeze lemon juice into a hot pan (unless you plan to throw away your pan).

De-boning a Fried Trout

Separating cooked trout meat from the bones is easy once you know how to do it. Simply use a fork to hold one side of the trout close to the plate while lifting the whole skeleton away from the meat with your other hand. Flip over and do the same for the opposite side. This is even easier if your trout is small enough to cook with the head on: just hold the flesh down on your plate with a fork, grab the head, and lift away!

Reading Material for the Troutmasters Who Drank Too Much Free Coffee at the Headquarters Cabin

Trout-O-Ree History: Long ago, in the before-time, Trout-O-Ree was conceived as an idea to do something fun and different. And to get away from our typical congested camping areas. Since 2012, it has been held in alternate years (2012, 2014, 2016, 2018, 2022, and 2024). In 2020 a rupture in the space-time continuum caused Trout Town to materialize in Brigadoon, Scotland, precluding a Trout-O-Ree in Virginia during 2020.

Trout Town: It harkens to several great fishing towns. For example, Roscoe in New York's Catskill Mountains is considered the birthplace of American fly fishing and is also known as Trout Town, USA. Missoula, MT is the setting for *A River Runs through It* by Norman Maclean and is still a great trout fishing town. But Trout Town as we know it is an ephemeral location that embodies Scout Spirit and is a basecamp dedicated to introducing Scouts to fishing and, we hope, a lifetime of fishing adventure.

The Trout: Nearly all of the fish caught are rainbow trout, a species native to the western US. They are stocked in Virginia because they are relatively easy to catch, put up a sporting fight, and taste great. On rare occasion, a Scout may catch a brook trout. These are Virginia's only native trout and can be identified by the remarkable black and green camouflage pattern on their backs as well as the beautiful red spots surrounded by blue halos on their sides.

The Weather Tradition: While we've always had plenty of decent weather for fishing, crazy weather events are an important tradition at Trout-O-Ree. In 2012, we had a massive downpour on Saturday evening that lasted no more than 20 minutes, but resulted in the less stalwart troops scurrying for the comfort of home. In 2014, there was a Friday night wind event that sent a few dining flies into the mountains, never to be seen again.

The most extreme weather occurred in 2016. By then we had established the Trout Town Weather Service which alerted us to incoming tornadic activity. In the midst of dinner, the storm warning flag (black square on a red background) was raised and Trout Town was evacuated. A hearty band remained overnight in the Headquarters Cabin. In the morning, they set to the task of righting overturned outhouses. In 2018, Trout-O-Ree was postponed two weeks due to cold and snow. The moral of all these stories? Bring your rain gear and use all of your tent stakes.

Our Benefactors: Graves Mountain Lodge, run by the Graves family, has been the site of all Trout-O-Rees to date. The Graves family has been using this property since the 1857. A family member and fallen Confederate soldier is buried on one of the hilltops. But the Graves family settled this area long before that. Their predecessor was Capt. Thomas Graves who sailed the *Mary and Margaret* to Jamestown in 1608. More details are on the Graves Mountain Lodge web site. If you happen to see any of the Graves family or the staff, be sure to thank them for their extraordinary hospitality.

Order of the Golden Trout: Dave Seitz, George Layton, Wally Skaja, Vic Doppee, and Jim Kern helped put on Trout-O-Ree every single year that Trout Town has appeared. **We thank them and you should too!**

Prayer Kept on the Desk of Lord Robert Baden-Powell

Lord, suffer me to catch a fish so large that even I, in talking of it afterwards, shall have no need to lie.

Troutmaster Merit Badge

The Troutmaster Merit Badge introduces the young-at-heart to the Trout-O-Ree skills necessary to find the trail to inner peace. No physical award in recognition of your august achievement will be provided.

Requirements

1. Do the following:
 - a. Move your vehicle out of the campsite and into a parking area.
 - b. Discuss the prevention of and treatment for the following Troutmaster concerns that could occur while at the Trout-O-Ree: caffeine deficiency, lack of naptime shade, stray horses, wet children, undercooked trout, overcooked trout, campsites covered in horse manure, and occupied Port-a-potties.
 - c. Make an attempt, no matter how feeble, to learn the improved clinch knot. Using your completed knot project as evidence, explain to three or more Scouts – and all within hearing range – that if you got into in a wilderness survival situation, you would survive for days on fish alone.
2. Do one of the following:
 - a. Visit the front porch of the Headquarters cabin. While there, consume a hot dog or other snack item while drinking a cold soda or hot coffee. Tell one or more fish tales that cannot possibly be true. Assert that they are in fact true.
 - b. Visit the Trading Post AND Mountain Man Encampment. While there, explain the MyPlate Guide as you consume a candy bar, Dutch oven dessert, and/or a sweetened and caffeinated beverage.
 - c. Visit another unit's campsite. Tell a story casting yourself as the hero. Use the plot from any action movie filmed prior to 1995.
3. Do any of the following:
 - a. Visit the Pay Pond. Offer lots of encouragement. When asked for money to pay for trout, mumble something about a hearing aid and leave briskly.
 - b. Use the nice clean restrooms up at the Lodge.
 - c. Demonstrate the supine or prone recumbent positions. Demonstrate mastery by holding these positions for at least 30 minutes.
 - d. Engage a professional Scouter in conversation. Use one or more of the following phrases: 'axe juggling,' 'collecting bees,' 'cauterizing the wound,' and 'food safety is for the weak.'
4. Critique the quality of the Trout-O-Ree program, youth behavior, or the weather. Begin with the phrase, "When I was a Scout ..." Do this from the sitting position and, if conditions permit, with feet elevated.
5. Explain the importance of the Baden-Powell quote, "A Scoutmaster should never do anything a 12-year-old boy can do." Commit to citing this quote repeatedly as the troop packs up on Sunday.

TROUT-O-REE 2026 MAP

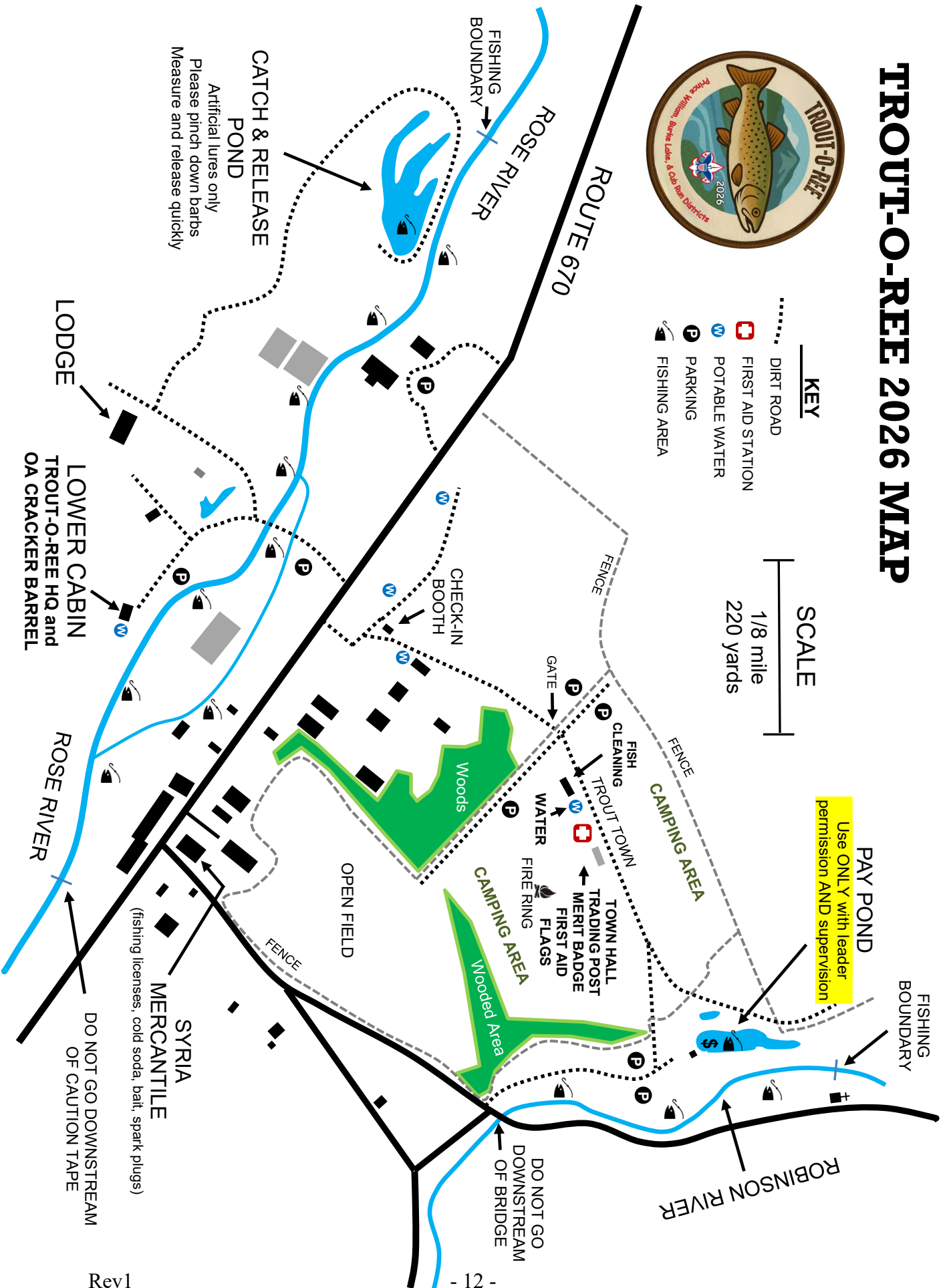


- KEY**
- DIRT ROAD
 - FIRST AID STATION
 - POTABLE WATER
 - PARKING
 - FISHING AREA

SCALE

1/8 mile
220 yards

PAY POND
Use ONLY with leader permission AND supervision



Trout-O-Ree 2026 Program

Friday

4:00 – 9:00 p.m. Check In
 8:00 SPLs' and Troutmasters' Cracker Barrel – Trout Town Hall
Fly-fishing Merit Badge Helpers Meet at Cracker Barrel
 9:30 Taps – Lights Out – Silence Please – Trout Dreams!

Saturday

6:30 a.m. Reveille
 6:30 *Breakfast*
 7:00 – 11:30 Fishing Derby
 7:45 Flag Ceremony / Mayor of Trout Town
 8:00 – 11:30 Conservation Merit Badge Midway
 Fishing Merit Badge: Meet at flags
 Fly-Fishing Merit Badge: Meet at flags
 SM / ASM Training: Meet at Lodge
 Angling Educator Course: Meet at Lodge
 9:00 **Robinson and Rose Rivers:** Open to all (**age 16+ must have fishing & trout license**)
Pay Pond / C&R Pond: Open to all; no license required regardless of age
 11:30 – 1:00 p.m. *Lunch – Check out the Syria Mercantile*
 1:00 – 4:30 Fishing Derby
 Fishing and Fly-Fishing Merit Badge
 Conservation Merit Badge Midway
 3:30 OA Brotherhood Walk – Meet at Trading Post
 5:00 Fishing Derby Entries End
 5:00 – 6:30 *Dinner*
 6:45 Jewish Scouts' Service (fire ring)
 7:30 Flag Lowering Ceremony (all units meet at flags in uniform)
 Epic Campfire – See Trout Town Mayor David Burnett if you have a skit, song or cheer
 9:00 OA and Troutmasters' Cracker Barrel – Headquarters Cabin

Open Program

8 a.m. – 5 p.m.

Fishing Derby
 Fish Cleaning
 Fishing Merit Badge
 Climbing Wall
 Archery
 Gaga Ball
 Mountain Man
 Encampment
 Trading Post
 └ Orienteering

Hot dogs, chips, cold soda, and hot coffee will be served all day to **adult leaders** at the HQ cabin

Sunday

6:30 a.m. Reveille
 6:30 *Breakfast*
 8:00 Scouts' Own Services at fire ring
 6:00 – 11:00 Open Fishing
 10:00 – 1:00 p.m. Check Out: Request site inspection before departure

Sunrise – 6:43 a.m.

See the map for event locations

Sunset – 7:46 p.m.