

2017 Spring Camporee: *May the Forest be with You!*

**White Oak District
National Capital Area Council, BSA**

**April 28 – 30, 2017
Camp Bennett
Brookeville, Maryland**

Program Packet for Troops & Crews



For more Information:

<https://scoutingevent.com/082-WO2017SpringCamporee>

**Bruce Andersen
bruce@takomaparkscouts.org
301-318-7196**

Table of Contents

General Information	2
Directions	8
Campsite Map	8
Patrol Equipment List	9
Competition Guidelines	9
Camporee Schedule	11
Sample Campsite Inspection Checklist	12
Sample Patrol Passport	13
Unit Check-In Roster	14
Staff Registration Form <i>(if not registering with Unit)</i>	15
Camping Dishwashing Procedures	16



Change log
• N/A

2017 White Oak District Spring Camporee

General Information

When: Friday, April 28 to Sunday, April 30, 2017

Location: Camp Bennett
20501 Georgia Avenue
Brookeville, MD 20833
<http://www.campbennett.org>

Invitees: Boy Scout Troops and Venture Crews in the White Oak District in the National Capital Area Council. Others will be accepted on a space available basis.

Theme: May the Forest Be With You!

Registration: Fees will be \$12 per through April 16. After April 16. the fee increases to \$15 per person. Troops will have to register the number of youth and adults that will attend and indicate how many patrol sites they need for their youth and for their adults. One patrol per site. Camporee registration is online ONLY.

<https://scoutingevent.com/082-WO2017SpringCamporee>

Campsites must be reserved in advance on a first come, first served basis. If the event reaches capacity (600 people), there may not be the ability to add campsites. On-site reservations are not guaranteed.

Units have the ability to go back online after registering and ADD more patrol campsites and additional personnel. Sites are available on a first come first served basis. Online registration closes on April 27. Minor adjustments to the registration can be made at the camporee.

WEBELOS II who have not yet graduated should register with the Troop they plan to join

All troops who register are expected to help with events

Patrols: There will be a patrol-based competition. Patrols will be judged on their participation in ten events, and multiple campsite inspections. Patrols are expected to be 'natural' patrols. Each Patrol should consist of approximately six (6) to eight (8) Scouts. The Patrol is the unit that makes Scouting go. Patrols should not be organized on

the basis of experience or age. The older boys should help the younger boys up the Scouting trail. Each Patrol should have a flag and cheer for the competition.

Participation points will be awarded to units who participate in a uniform inspection; and who perform in the Campfire Program. An OA representative will be receiving entries from SPL/PLs after the Friday night Leaders' Meeting in Camporee Headquarters.

Volunteers: Volunteers are needed to run the stations. Each troop is asked to man a station. Older Scouts, and Venture Crew members that are not normally in patrols are asked to help with event leadership.

Please email bruce@takomaparkscouts.org and let him know how your troop can help.

Camporee HQ: The headquarters will be at the headquarters for the Camporee. (Mos Eisley cantina)

Check-In: Friday, April 28 - 5:00 pm to 9:00 pm
Saturday, April 29 - 7:00 am to 8:00 am

We will confirm your site via email before you arrive at the event. When arriving at the Camporee, proceed directly to your assigned sites. After unloading, have one adult bring your Roster listing both Scouts and adults (See Page 16). If your Unit is running a station, please note on the Roster the names of those who will be assisting.

Orientation: Scoutmasters and Senior Patrol Leaders, or their delegates, are strongly urged to attend the Friday evening orientation for updates to the program. Any person serving on the Camporee Staff and unit adults assisting with the events on Saturday should also be in attendance. Adults serving as Camporee staff members (Unit adults, Venturing Crew members, and paid members of the Order of the Arrow) are welcome to the cracker barrel following the orientation session.

Event Schedule: The event schedule is included in this packet. See page 12. A revised agenda reflecting any changes will be available at registration and will be posted at the headquarters.

Vehicles: Vehicles are not permitted anywhere but the paved roads. Drivers must observe and obey posted speed limit signs. Be mindful of pedestrians on the roads.

Parking: Parking is NOT allowed near any campsite – ONLY in the designated parking area. You can expect the distance to be up to

200 yards. Don't bring more than you need. A wheelbarrow or wagon makes it easier to carry coolers and heavier camping gear.

Attire: The Scout uniform is to be worn at all events. Scouts are allowed to dress for the weather and put additional layers over the uniform. The event is in April, but everyone must be prepared for the weather. Appropriate footwear is a must.

Before arriving at the camporee, leaders should review the important principles of appropriate dressing with all participants to ensure a safe and rewarding experience for all.

Add'l Competition: There will be an optional semaphore contest on Saturday afternoon.

Campsites: Units will be notified of their campsite assignments by email before arrival. Otherwise, site assignments will be obtained at the time of check-in at the headquarters. Sites will be allocated at the sole discretion of the Camporee Registration Team. Specific campsite requests may be accommodated if possible, but are not guaranteed.

Campfire & Skits: Members of the Order of the Arrow will lead the Saturday night campfire at the amphitheater and will conduct programs for both an OA call-out and the skits to be performed by Patrols. Troops and/or Patrols are encouraged to prepare songs and/or skits and present their ideas to the OA after the Friday night Leaders' Meeting in the headquarters. Participation points will be awarded to those units who pass OA approval and perform in the Campfire Program.

The camporee theme is Star Wars. Patrols are encouraged to have a science fiction related song or skit. Prizes to be given out for best performances.

Each troop is asked to contribute 10 pieces of dry firewood for the fire. Wood to be dropped off at any time during the day on Saturday.

Religious Services: A non-denominational service will be held on Sunday morning, and maybe a Catholic Mass. See information posted outside the headquarters on Saturday.

Food: Each patrol is responsible for its own meals during this event. Adults should eat separately from the youth.

Everyone should eat before they come on Friday or bring a "bag supper". Patrols should plan three good meals for Saturday.

Sunday, should feature a big breakfast. We'll try to be packed up and on the way home by NOON.

Fresh Water: Fresh water is available on site. Bring containers and a wagon on other device to make it easier to get the water to your campsite.

Fires: No ground fires are permitted. Campfires must be built OFF THE GROUND (DO NOT DIG HOLES), so that the grass is not damaged. A 50 gallon steel drum cut in half, an old "Webber" grill, or a wheelbarrow pan placed sturdily on concrete blocks and filled with sand works well. Propane stoves or charcoal grills are recommended for cooking.

Please bring in store-bought firewood. All fires must be attended at all time and full extinguished. Completely extinguished ashes will be placed along the "woods" line.

Latrines: The camping area will have portable latrines. Please have Scouts use them with respect. No horsing around in the latrine area. Males should not use latrines designated for females. Bring extra toilet paper for your unit as an emergency ration.

Units may be randomly assigned duty to clean latrines. Cleaning gear will be supplied.

First Aid: Each Patrol and Troop should come prepared to handle their own First Aid. Minor injuries should be treated by the adult leadership in each troop. If an injury is more than can be handled with a basic first aid kit, then dial 911 or take the person to MedStar Montgomery Hospital. The Event Chairman should be immediately notified.

Trash: Troops are responsible for their own trash. **REMEMBER:** If you pack it in, you pack it out. Please apply the Leave NO Trace principles to camping.

<http://www.scouting.org/Home/OutdoorProgram/LeaveNoTrace.aspx>

Lost & Found: The headquarters will serve as the repository for found items. To minimize lost gear, Scouts should label all personal gear with name and unit number. Any items not claimed at the event site or at the next month's WOD Roundtable will be donated to a charity.

Check-Out: **A Camporee Staff member must sign out every unit.** After your unit has completed site clean-up and has packed away your unit gear, a representative should go to the headquarters and arrange to have a Staff Member inspect the site. Site inspections

commence on Sunday at 11:30 am. Early check-out can be arranged.

When the site has been checked by a Staff Member, the Staff Member will return a signed card to the headquarters where Camporee patches and a participation ribbon will be issued to the unit.

Troops leaving without being checked out by a Staff Member will not receive Camporee patches.

Cancellation: The event will not be postponed. In the unlikely event of a weather event, the event may be canceled. In such cases, event updates will be emailed to unit contacts.

Refunds: NCAC Policy on refunds is that, "For events with fees under \$25.00 per person, there are no refunds for the event and the fees cannot be credited toward another event." If your group must cancel, a refund request can be made up to 15 days **before** the Camporee. As our costs are committed, there is no guarantee of any refund per the NCAC policy. Refunds may be granted for all but 15% of the fee. Request the refund in writing to:

White Oak District Executive
National Capital Area Council, BSA
9190 Rockville Pike
Bethesda, MD 20814

No refunds will be made at the Camporee site.

Reminders: Two adult leaders, at least twenty-one (21) years old, must always be present with the unit (except during the competition). As always, drugs, alcohol, fireworks, sheath knives, etc. are not allowed.

Electronics policy: Scouts are not permitted to carry electronics of any kind (except flashlights). This includes radios, music players, TVs, Game Boys, cell phones, etc.

Why do we do this? Every adult leader is asked at some point why we take part in a camping experience like the camporee. The staff who put on this event talk about reasons for our own participation, being:

- It's a chance to help reaffirm a major lesson we teach in the Scouting program - you can overcome anything with planning, leadership, cooperation and practiced skills.
- It helps us teach basic Scouting skills in the program. Lashings can be tough to get Scouts to do as an abstract exercise. Tell

them to make a catapult, though, and lashings go to the top of the list of neat things to do.

- ... and finally, it's FUN!

Emergency Information; In case of Emergency call 911!

- MedStar Montgomery Medical Center, 18101 Prince Philip Drive, Olney, MD 20832 (Emergency (301) 774-8882)
- Montgomery County Fire Department Non-emergency – (240) 683-6520
- Montgomery County Police Dep't – (301) 279-8000

Questions?

Send an e-mail to bruce@takomaparkscouts.org

Directions

<http://www.campbennett.org/locations.html>

The park address is 20501 Georgia Avenue, Brookeville, Maryland 20833

GPS Info. (Latitude, Longitude):
39.193383, -77.064886
39° 11.603' N, 77° 3.8932' W

If lost, please call the camp at (301) 774-2640

Campsite Map



Patrol Equipment List

Each Patrol should carry a backpack with a few key items:

- Patrol Flag (securely mounted on a pole, not in the backpack)
- Matches
- Compass
- Knife
- Hatchet and or Axe
- Pencils and paper (two sets per Patrol member)
- First aid kit
- Boy Scout Handbook

Competition Guidelines

Stations

There will be various stations run during the Saturday competition:

- Coruscant– Citizenship skills
- Naboo - First Aid “Hurry” cases
- Hoth (ice planet) - Fire building and safety
- Outer Rim - Flag etiquette and procedures
- Alderaan - Map reading and use
- Tatooine - Physical fitness
- Jedha - knots, and lashings
- Death Star - Knife, ax, and saw
- Jedi Academy – Testing Padawans on Scouting Knowledge
- Endor Moon – Nature and Ewoks

In addition, there will be Campsite Inspections and an extra optional afternoon skill station (Semaphore).

A Patrol has to follow instructions carefully in order to complete each station. Adults are strongly discouraged from accompanying the Patrols through the station activity and are instead encouraged to assist at the stations where necessary. Doing so will provide the opportunity to observe other Patrols from other units in action and to pick up some tips from the collective intellect of the Patrol at work.

The following general instructions apply to each station:

1. When a Patrol reaches a station, they wait until they are invited to enter the station by the judge. At that point they will introduce themselves and give their Patrol Cheer.

2. A Patrol should follow the instructions of the judge. A Patrol will need to know what is said for that station and perhaps others.
3. When a Patrol is given instructions, they should perform those required actions. The Patrol should use learned skills but may also be creative. If the Patrol thinks they have a better solution, they may use that solution and explain why it was used. Teamwork is critical. If good results are obtained despite bickering and uncooperativeness, the score will be worse than a poor result that is achieved with teamwork, positive attitude and real effort.
4. The Patrol Leader should insure the judge records results. The judge will then dismiss the patrol or give further instructions.
5. The start time for all Patrols will be 9:15 am.
6. Stations will close for lunch from 12:00-1:00pm.
7. Stations will be open from 1:00-4:00pm.

Station Scoring

Scoring for each station at the camporee emphasizes teamwork and the Patrol method as opposed to the specific Scouting skill being tested. If a Patrol cooperates with each other and shows good Scout Spirit, they will do well in the competition no matter how new they are to Scouting. Patrols are rewarded for understanding what Scouting is all about – doing your best while living by the Scout Oath and the Scout Law.

How the Patrol is scored at each station (65 point max):

- 10 points for participation (DOING, not just attending)
- 10 points for Patrol Spirit. (i.e. acting as a group of one and not one of a group)
- 5 point for Patrol Yell/Cheer (unsolicited)
- 5 point for Patrol leadership (Does the PL take charge and direct, and make use of his resources?)
- 5 point for demonstrating sportsmanship or teamwork (depending on the activity)
- 1-30 points for completing the activity/problem

2017 Spring Camporee: *May the Forest Be With You!*

Schedule

28 Friday

5:00 pm – 9:00 pm	Registration – (Camporee HQ)
8:30 pm – 9:00 pm	Camporee Volunteer Meeting (Camporee HQ)
9:00 pm – 9:30 pm	Orientation – Scoutmaster & SPL only
9:30 pm - 10:30 pm	SPL/PL submit Campfire skit/song entries due to OA Campfire Committee
9:30 pm - 10:30 pm	Leaders' Cracker Barrel (Camporee HQ)
10:30 pm	Taps – Quiet in Camp. All lights out.

29 Saturday

7:00 am	Reveille
7:00 am – 8:00 am	Registration – (Camporee HQ)
7:00 am – 8:30 am	Breakfast - (Patrol Campsites)
8:15 am – 8:30 am	Extra Credit Training (Camporee HQ)
8:45 am – 8:55 am	Flag Raising – (Camp Fire & Assembly Area)
9:15 am – Noon	Morning Station Sessions (Program Area)
Noon – 1:00 pm	Lunch (no stations open during this hour)
1:00 pm – 4:00 pm	Afternoon Station Sessions (Program Area)
4:00 – 4:45 pm	Extra Credit Activity (Camporee HQ)
4:45 pm	Flag Lowering – (Camp Fire & Assembly Area)
5:00 pm – 7:30 pm	Dinner (Patrol Campsites)
8:00 pm – 9:00 pm	Campfire & OA Call-Out – (Camp Fire & Assembly Area)
9:00 pm	Cracker Barrel – Headquarters (Adult Unit Leaders)
10:30 pm	Taps – Quiet in Camp. All lights out.

30 Sunday

7:00 am	Reveille
7:00 am – 9:30 am	Breakfast, Campsite Takedown and Clean up
9:30 am - 10:30 am	Scouts Own Non-Denominational Service (Location TBD)
10:30 am – 11:30 am	Program Awards and Closing Ceremony (Camp Fire & Assembly Area)
11:30 am – 1:00 pm	Site Inspections and Check out (see Check Out instructions)

White Oak District 2017 Spring Camporee - April 28 - 30, 2017

CAMPSITE INSPECTIONS

Troop:	Patrol:	Campsite:
--------	---------	-----------

CAMPSITE GENERAL APPEARANCE

	Points Possible	AM
Tents pitched by patrol (Campsite Selection)	5	
Campsite neat and orderly	5	
Tent flaps up/down according to weather conditions	5	
Menu for all meals posted	5	
Duty roster posted	5	
SECTION TOTAL	25	

HEALTH, SAFETY, AND SANITATION

	Points Possible	AM
First aid kit easily seen	5	
Patrol Gear Stowed	5	
Cooking Fuels properly stored	5	
Wood tools properly stored	5	
Cooking area clean	5	
Dishes washed and put away	5	
Garbage securely stored	5	
Fire plan posted	2	
Fire attended or out, cold to touch	5	
Fire located in proper area	5	
Fire Buckets	3	
Food properly stored	5	
Toilet Area Clean	5	
SECTION TOTAL	60	

SCOUT SPIRIT

	Points Possible	AM
Patrol independence	5	
Patrol training	5	
Entryway with patrol identification	5	
Camp Gadget Pioneering Project (<i>Extra Credit</i>)	5	
Patrol Axe Yard Project (<i>Extra Credit</i>)	5	
American Flag (<i>Extra Credit</i>)	3	
Troop Flag (<i>Extra Credit</i>)	2	
SECTION TOTAL	15 (+15)	

GRAND TOTAL	100		
--------------------	------------	--	--

Camporee Points			Actual
Station	Total Possible		
1	Coruscant	65	
2	Naboo	65	
3	Hoth	65	
4	Outer Rim	65	
5	Alderaan	65	
6	Tatooine	65	
7	Jedha	65	
8	Death Star	65	
9	Jedi Academy	65	
10	Endor Moon	65	
Subtotal		650	
<i>Campsite</i>			
11	Inspection	100	
Subtotal		100	
<i>Extras</i>			
12	Inspection	100	
13	Afternoon Event	25	
14	Flag	40	
15	Campfire	25	
16	Scout Spirit	25	
Subtotal		250	
Total Points		1000	

EVENT RULES

The rules of the Camporee are ones we know well – the Scout Oath and the Scout Law.

UNIFORMS

Uniforms will be worn at all times by Scouts not in their campsites. The Boy Scouts of America is a uniformed organization. If you have any questions, please see the Scout Handbook or BSA Insignia Guide.

CAMP SITE

Inspection criteria for the Campsite will reflect the requirements in the Scout Handbook and will include: General impression, use of Troop and American flags, first-aid kit visibility, evidence of the Patrol System in use, i.e. patrol rosters, etc., campsite safety, storage of tools and equipment, cleanliness, etc.

White Oak District
Spring 2017
Camporee Passport



Troop _____

Patrol _____

Campsite _____

2017 White Oak District Spring Camporee Troop/Crew Check-In Roster & Final Payment Form

Bring this Form at time of on-site check-in at Camporee Headquarters.

Unit _____ District _____ Sponsor _____
 SM _____ Email _____ Mobile _____
 ASM _____ Email _____ Mobile _____

Number of Adult Leaders _____ x \$12/\$15 per person = Adult fees _____ (Line A)

(Please place asterisk next to name of scout if working on staff, running station or helping OA)

NAMES OF PATROLS & SCOUTS: Total each column for number of Scouts (Use extra sheet(s) if more than 3 Patrols).

	Junior Leaders	Patrol:	Patrol:	Patrol:
1	SPL:	PL:	PL:	PL:
2	ASPL:	APL:	APL:	APL:
3				
4				
5				
6				
7				
8				
Count				

Number of Scouts _____ x \$12/\$15per person = Scout fees _____ (Line B)

From lines A and B above, enter the Adult and Scout Fees in the blanks below to calculate the total fee:

	+		=	
Adult Fees (Line A)	Plus		Equals	Total Registration Fee
			Already paid	
			Balance Due	

Bring this completed form to the Camporee with your online receipt (or a check made payable to **NCAC-BSA**)

For Camporee Staff Use Only:
Registration:

Total Scouters & Scouts _____

Total Prepaid Amt	\$	Check Amt	\$	Site Assignments
Cash Amt	\$	Check No		
		Name on check		

Checkout:

Site Inspection completed		
Verify issuing:		
Patrol Participation Ribbon		
Total Patches	Staff	
	Scouts	
	Adults	

2017 White Oak District Spring Camporee Staff Registration

**Please complete only if you are NOT registering with a unit.
Bring to Check-In upon arrival at Camporee.
Sending a note of your plans in advance to bruce@takomaparkscouts.org is appreciated.**

Name		Home Phone	
Street		Mobile Phone	
City/State/Zip		Email	

I am registered with Unit # _____ in the _____ District.

My primary position in Scouting: _____.

For what area are you registering?

(Indicate 1st, 2nd and 3rd choices by placing the appropriate number next to your choice)

	OA Staff		OA Ceremonies Team
	First Aid Staff		Cook Staff
			Station Judge
			Venturing Staff

Arrival plans:		Meal Plans: (Select one from column A or any combination in column B)			
	Friday Evening – 6 pm to Midnight	COLUMN A		COLUMN B	
	Saturday Morning – 6 am to Noon		Not dining with staff		Saturday Breakfast (\$2)
	Saturday Afternoon – Noon to 6 pm		\$12.00 All Meals		Saturday Lunch (\$2)
	Saturday Evening – 6 pm to Midnight				Saturday Dinner (\$7)
	Sunday Morning				Sunday Breakfast (\$2)

Make checks payable to "NCAC-BSA"

For Camporee Staff Use Only:

Check-in:

Total Prepaid Amt	\$	Check Amt	\$	Site Assignment
Cash Amt	\$	Check No		
		Name on check		

Checkout:

Signature for receipt of patch: _____

CAMPING DISHWASHING PROCEDURES

For individual camper health and for the good of the natural environment use these procedures anywhere you may camp!

Follow these directions, and your campers and our campground will be much healthier.
ABSOLUTELY NO DISHWASHING AT WATER SPIGOTS OR BATH-HOUSES!!!

Materials needed:

- Container for garbage
- Paper towel or napkin (from meal)
- 3 dishpans
- Detergent (preferably biodegradable)
- Dish scrubber
- Bleach
- Plastic grocery bag

BEFORE SITTING DOWN FOR MEAL: Put large pot or pail of water on to heat.

PRIOR TO WASHING DISHES:

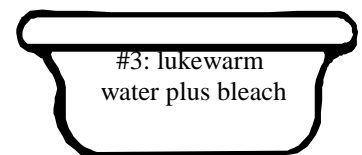
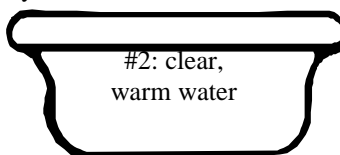
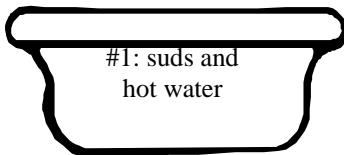
1. Set up container for garbage.
2. Using small piece of paper towel or napkin, wipe ALL food particles into the garbage container:
 - a. Wipe utensils first, cups second and plates third.
This order ensures that items actually going into one's mouth are as clean as possible.
 - b. After all personal gear is done, use the same steps for the Patrol cooking gear.



DO NOT ALLOW any gear that HAS NOT been wiped free of food particles into the dishwater.

PREPARING DISHWATER:

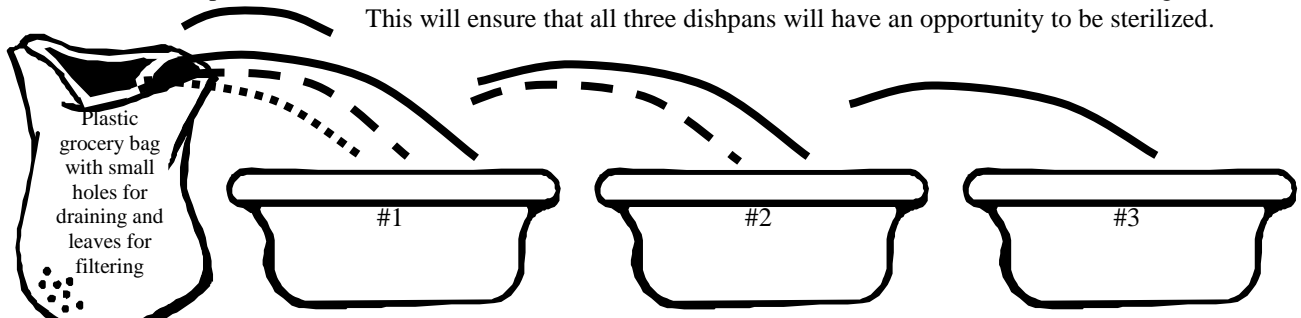
1. Dishpan #1 – wash water: small amount of liquid detergent in first, then add hot water
2. Dishpan # 2 – rinse water: clear, warm water
3. Dishpan #3 – sterilize: lukewarm water with 1 tablespoon beach for every gallon of water; add 1 tablespoon of bleach after every eight campers. Gear stays in this tub for one minute to sterilize.



DISPOSING OF DISHWATER:

1. Prepare a plastic grocery bag for straining any food particles that may have sneaked into the dishpans.
 - a. Punch several small holes into the corner of the bag.
 - b. Fill the corner with a small amount of leaves and/or pine needles to act as a filter.
2. Carefully empty the dishpans into the bag in the following order and allow the bag to drain after each addition in a different part of the woods each time:
 - a. Dishpan #1 into the bag.
 - b. Dishpan #2 into #1, swish water around and then into the bag
 - c. Dishpan #3 into #2, swish water around, then into #1, swish water around and then into the bag.

This will ensure that all three dishpans will have an opportunity to be sterilized.



3. Dispose of plastic bag properly.