

HENSON SCOUT RESERVATION

Cub Scout Summer Camp Guide 2024



DEL-MAR-VA COUNCIL

Boy Scouts of America

*Enter to Learn - Go Forth to Serve
Since 1965*

LETTER FROM THE DIRECTORS

Dear Scout Leader,

Thank you for choosing Henson Scout Reservation for your Cub Scout Summer Camp experience this year! Scouts are ready for summer camp and you have chosen one of the best around. Henson Scout Reservation is a Nationally Accredited BSA Camp. Our facilities, program and staff are top rate. Everyone from the newest Scout to the experienced adult leader, will have an experience that will last a lifetime.

This guidebook, along with the Henson website - www.delmarvaccouncil.org/henson, will give you the information needed to prepare your Scouts for a great time at summer camp. Henson Scout Reservation offers a wide variety of program for Scouts of all ages, from Brownsea for the first-year campers, to our older Scout programs like Blacksmithing, Welding and Watersports. Please take time to share this information with your Scouts and their parents so that everyone can be well prepared.

Each year we do a Web-based Virtual Leaders Meeting. We will cover all the latest camp program information updates, answer any questions you might have and introduce some of the senior camp staff for this summer. If you would like a tour of camp, they are available any weekend simply reach out to hsr@dmvc.org and we will set up a staff member to guide you. Thank you again for choosing Henson Scout Reservation and we look forward to seeing you soon.

Yours in Scouting,

Henson Scout Reservation Leadership



Craig Richards
Camp Director

BE PREPARED

This guide will help you begin planning for the summer camp experience of a lifetime at Camp Henson. Time and again, research has shown that Scouts remain in our program when in Packs that plan a strong outdoor program. Our camp staff is eagerly awaiting your Pack's arrival. We know that Packs who plan their summer experience before they arrive are the ones that leave camp the most satisfied. Please make the information in this guide available to all Scouts and leaders attending camp.

As the Scout Motto goes...Be Prepared!

This guide and other related summer camp documents are available on the Henson Scout Reservation website:

www.delmarvacouncil.org/henson/summer/planning

Online Pre-Camp Leaders Meeting

We are hosting an online pre-camp leaders' meeting with the camp director and key summer staff. The meeting will be recorded and available online after the live event concludes for those who are unable to attend. Topics of discussion will include preparing for your Pack's summer experience, program highlights, camp safety and more.

A live video conference meeting will be held in April. You must register in advance for this webinar. You will receive a confirmation email containing information about joining the webinar.

If you have any questions or want to schedule a visit to Henson Scout Reservation contact the Camp Director at hsr@dmvc.org or by calling 410-202-0053.



Tours of Camp

We have staff available in camp every weekend, they will be glad to give you a tour of the property and discuss the Cub Scout summer overnight camp experience. Email hsr@dmvc.org if you want to schedule a tour.



2025 Reservations

The best way to guarantee space at Henson Scout Reservation for the next camping season is to make your reservation while you are in camp for this year! Units may pay the \$50 non-refundable deposit as early as check in.

Units attending Henson Scout Reservation this year have the first right to their campsite during that session of next year's summer camp (e.g. Weekend 1, Weekend 2, etc.). Once a Pack leaves camp, the site will become available to any unit, and will be filled on a first-come, first-served basis.





GUIDE CONTENTS

Pre-Camp Information

- Goals for Participants 1
- Contact Information 2
- Fee Schedule & Camperships 3
- Refund Policy 3
- Medical Forms 4
- YPT & Leadership Policy 5

General Camp Information

- Arrival at Camp 6
- Uniform in Camp 6
- Sunday Opening BBQ 6
- Leaving Camp 7
- Visitors in Camp 7
- Food Services 8
- Camp Facilities & Equipment 9
- Campsite Duties 9
- Garbage & Recycling 10
- Personal Items 10
- Latrines 10
- Pack Conduct 10
- Camp Communications 11
- Aquatic Classification & Policy 12
- "Boat Shoes" Requirement 12

Camp Program

- Program Design 13
- Theme 13
- Rest Period 13
- Rank Specific Adventures 13
- Campfires 14
- Chapel Services 14
- Service & Conservation Projects 14
- Camp-Wide Retreats 14
- Trading Post 14
- Other Programs in Camp 15
- In-Camp Signups 15
- Fishing Gear 16
- Saturday Check-Out 16
- Advancements & Achievements 16

Camp Staff 18

Health & Safety

- Camp Security 19
- Health Lodge & Medical Expenses 19
- Buddy System 19
- Medications 19
- Hydration 19
- Sunscreen 19
- Appropriate Tenting 20
- Standards for Privacy 20
- Showers 20
- Insects/Ticks 20
- Hiking 20
- Motor Vehicles 21
- Smoking 21
- Other Prohibited Items 21

What to Bring to Camp 22

Emergency Procedures

- Text Alert System 23
- Siren System 23
- Severe Storm 24
- Lost Person 24
- Accident or Illness 25
- Fire, or Other Disaster 25
- Lost Bather 25
- Violent Intruder 26
- Bullying or Abuse 27
- In Case of Fatality 27
- Emergency Numbers

Appendix

- Camp Map

GOALS OF THE CAMP

It is the goal of Henson Scout Reservation to provide a program that contributes to the development of citizenship, character, leadership, and personal fitness in Scouts, leaders, staff, and visitors.

Participating in the program at Henson Scout Reservation allows Scouts, leaders, parents, visitors and staff to experience the Scouting program. Demonstrating behaviors associated with the aims of the Scouting program is an integral part of the camp experience. Some examples of desired behavior outcomes include:

Citizenship- Packs and individuals demonstrate respect for our nation by participating in daily flag ceremonies in the morning and at night. Scouts & leaders may also demonstrate citizenship by maintaining a clean campsite, and/or performing a service project to benefit others.

Character- Scouts, leaders, parents, staff, and visitors have opportunities to participate in a rigorous outdoor program. This program will challenge them to act as part of a team to accomplish a community goal. Individuals will learn and demonstrate new skills. A Scout learning to safely climb and rappel from the camp climbing tower for the first time is a prime example.

Leadership- Through our programs all have opportunities to learn and show leadership traits such as resilience, problem solving, motivation and accountability.

Personal Fitness- Scouts, leaders, parents, staff, and visitors are encouraged to participate in a physical outdoor program that promotes an active, healthy lifestyle. All are also encouraged to develop and practice habits associated with healthy, fulfilled living, which may include pursuit of the faith practices of their choosing. Examples could include: Scouts choosing to eat a salad during meal time as a healthy choice to supplement the camp menu; Scouts and leaders holding a daily prayer in their campsite.

Camp Reservations & Fees

Del-Mar-Va Council Camping Services
1910 Baden Powell Way
Dover, DE 19904
Phone: (302) 622-3300 x127
Email: camping@dmvc.org



contact information

Summer Camp Program or Staff Opportunities

Henson Scout Reservation Camp Headquarters
5700 Nanticocke Road
Seaford, MD 19973
Phone: (302) 622-3300 x501
Email: hsr@dmvc.org

2024 FEE SCHEDULE

(at Henson fees are ALL INCLUSIVE)

"ALL INCLUSIVE" means that here at Henson you do not pay extra for any of the following, they are included in your general camp fee: Craft Kits, BB & Sling Shot Ammunition, Ice for your Cooler, Motorboat Fuel, Climbing Wall Time, Second Helpings in the Dining Hall, Coffee & Tea for thirsty leaders, WIFI access, giant bass in the pond, all the fun and excitement you can bear, and much, much more!!!

CAMPER FEES

	Early Fee (Paid in Full by June 1)	Regular Fee
Cub Scouts & Siblings	\$175	\$195
Leaders & Parents		\$60

REFUND POLICY

Partial refunds for Scouts not attending camp will be given only if the unit notifies Camping Services, in writing at least two weeks prior to the unit's scheduled arrival date at camp. There will be no refund for cancellations within two weeks of camp attendance, except for medical reasons. A doctor's note must be sent no later than the completion of the unit's week at camp. The \$50 non-refundable registration fee will not be returned. After June 1, contractual fees increase the non-refundable amount to \$100 regardless of the reason for cancellation. Any refunds will be made to the unit after the close of the summer camping season. It is the unit's responsibility to be sure that all parents are aware of the refund policy.

CAMPERSHIPS

Every Scout deserves the opportunity to attend summer camp at Henson Scout Reservation. Scouts who may have financial difficulties should consider applying for campership funds. Check online at www.delmarvacouncil.org/camperships for more information. The online form can be found at <https://247scouting.com/forms/081-Campership24> tion.



MEDICAL FORMS

The BSA Annual Health & Medical Record is mandatory of all youth and adult participants.

The form can be downloaded at www.delmarvacouncil.org/henson/summer/planning. This is the current National BSA form and is the only form to be accepted. **It is unacceptable to use a sports physical form as a substitution.**

Per National Standard, all participants staying in camp are required to have Parts A and B completed. Both sections (A and B) must be turned in at the medical recheck. The form must have a parent or guardian signature granting permission to render emergency treatment. Adults must sign their own form. **No one will be able to stay in camp without the proper medical form.** We strongly encourage Packs to make copies of the medical form to turn in at medical recheck. **Medical forms will not be returned at the completion of summer camp for anyone who receives medical treatment in camp.**

All Scouts and adults will receive a medical screening soon after arrival at camp. **Camp is inherently a close quarters community, in an effort to minimize the risk of having an outbreak of illness any Scout or Scouter with a temperature of greater than 100 degrees will be sent home if medically safe to travel.** In the interest of everyone's health, please make sure to have parents check campers' temperatures before leaving home. Scouts and leaders with temperatures over 100 should delay their arrival until their temperature returns to normal range.

Infectious Disease Planning

The ever-changing nature of infectious diseases including COVID-19 can unfortunately impact us in camp. Last year we had a number of protocols in place to mitigate the risk of COVID-19 and we continue to monitor the situation. While we are currently planning for a more traditional summer, we are using pieces of the 2021 & 2022 plans to create a safer summer experience for all the Scouts, leaders and staff who call Henson Scout Reservation home for the summer. We encourage all Packs to use the Pre-Event Medical Screening Checklist BEFORE driving to camp.

https://filestore.scouting.org/filestore/HealthSafety/pdf/680-102_PreEventChklist.pdf



The safety of our youth and adults is always of utmost importance at camp. There are Scouts, BSA standards and Del-Mar-Va Council policies in place to help ensure that safety.

Youth need to be under the constant supervision of an adult while in camp per Maryland state regulations.

Current BSA Membership & YPT Required for all Overnight Adults

From the Guide to Safe Scouting and Barriers to Abuse:

Two registered adult leaders 21 years of age or over are required at all Scouting activities, including all meetings. There must be a registered female adult leader 21 years of age or over in every unit serving females. A registered female adult leader 21 years of age or over must be present for any activity involving female youth or female adult program participants. Notwithstanding the minimum leader requirements, age and program-appropriate supervision must always be provided.

All adults staying overnight in connection with a Scouting activity must be currently registered as an adult volunteer or an adult program participant. Adult volunteers must register in the position(s) they are serving in. Registration as a merit badge counselor position does not meet this requirement. See [FAQ](#) for list of approved adult registration fee required positions. Limited exception below for Cub Scout overnight Programs.

Cub Scout Programs - Overnight Exception: Cub Scout parents or legal guardians taking part in an overnight Cub Scout program with their own child or legal ward are not required to register as leaders. All adults must review the ["How to Protect your Children from Child Abuse: A Parent's Guide"](#) that can be found in the front of each Cub Scout Handbook. In addition, the parent or legal guardian must be accompanied by a registered leader at any time they are with youth members other than their own child/ward. All other overnight adults must be currently registered in an adult fee required position.

Friday Arrival at Camp

Your adventure begins with your arrival at camp at 4:00 PM on Friday. A camp staff member will meet you upon arrival and serve as your guide for the afternoon to help you get checked-in, settled, and started on your program. To help speed up your check-in, please be sure that:

- All camp fees are submitted at least 14 days prior to the start of your session.

Uniforms in Camp

Any Scout with a uniform is encouraged to wear it daily to the retreat ceremony and dinner meal. Many Cub Scouts do not have the official uniform or may have outgrown it prior to entering another phase of the program next fall. If your Scout's do not have an official uniform, a Cub Scout, or Summer Camp T-shirt make a good substitute. The more alike all members of a den are dressed, the more impressive their showing at camp wide ceremonies. In all cases, clothing chosen should be in good taste and in the spirit of Scouting. Pack leaders may wish to review clothing/uniform guidelines with parents and adults prior to arrival at camp.

Our staff wear their "Class B" uniforms (ours are blue staff polo shirts) at other times and you may too. Customized "Class B" t-shirts are available for purchase beginning May 1st by visiting our online Trading Post at www.delmarvacouncil.org/hsrstore. They may be customized with your Pack number and hometown. Advance orders can be available upon your arrival at camp if ordered at least 2 weeks prior to your first date of camp.

Opening Day BBQ Picnic

Everyone's first meal at camp will be the Friday evening barbecue. The BBQ will be held immediately following the opening flag ceremony. No visitors please. Due to the messy nature of a BBQ Picnic, Packs are welcome to wear "Class B" uniforms to retreat and dinner on Friday as we do not want your official uniforms BBQ stained on the first day of camp.





Leaving Camp

During the camp weekend all Scouts and leaders who intend to leave camp must sign-out at the camp administration building.

For the protection of your campers, they may not leave camp without parental permission. Leaders should be aware of a Scout's need to be out of camp in advance, if possible, and know the person taking the Scout out of camp. Before Sunday, any Scout leaving camp must sign-out through the camp administration building with their unit leader and the person taking them from camp. The Scout will be asked to identify the person taking them out of camp, as will the unit leader. If the person taking the Scout from camp is not a parent or guardian, the camp reserves the right to contact the parents for permission. Starting Sunday morning, the Scouts are the responsibility of their unit leader and may sign-out with them when necessary.

Visitors in Camp

Summer camp is a great opportunity to cultivate new leaders or invite special guests to see your unit in action. Visitors are welcome in camp and must sign-in and sign-out through the camp administration building. Visitors may join your unit for a meal with the purchase of a meal ticket 24 hours in advance through the camp administration building. Rates for meal tickets are:

Breakfast - \$12.00

Lunch - \$14.00

Dinner - \$16.00

Overnight adult visitors will be charged \$50 per night and MUST provide Parts A and B of the Annual Health and Medical Record. Sleeping facilities will not be guaranteed for adults staying less than a full weekend. Henson Scout Reservation will provide camp tent space if available and/or space to bring and setup their own tent.



FOOD SERVICES

Dining Hall - Dining Hall meals are served Family Style. Our massive Dining Hall can seat over 400 campers and staff. The facility is surrounded by screen windows and is well ventilated with dozens of ceiling fans.

Breakfast - 7:30AM

Lunch - 12:00 Noon

Retreat followed by Dinner - 6:00PM

All meals will be served using a traditional Host/Waiter table service system. Meals are served family style from our camp kitchen. Each Pack must provide 1 adult and 1 Scout waiter per 10 Pack members, who will report to the Dining Hall 15 minutes prior to the meal time. Waiters will be responsible for setting the table, bringing food to the table, and returning dishes to the kitchen. Waiter service should be rotated among Pack members.

Henson Scout Reservation is well known for its excellent meals. The Henson Dining Hall is a modern building with a full-size commercial kitchen and food storage facility. An atmosphere of fun and excitement is created at each meal in this facility. Each Den will be assigned a table for all meals. Staff members eat with campers every day! Dens will be responsible for the cleanliness of their assigned table and the area surrounding it. The Dining Hall Steward and camp staff will conduct the meals, and lead fun songs, skits, and cheers at each meal. The Dining Hall is also the place to catch up on all of the latest program updates.

Dietary Restrictions - If any of your adults or Scouts have dietary restrictions, including food allergies, please fill out and submit the Special Food Needs form found online at www.delmarvacouncil.org/henson/summer/planning. Also please communicate with the Food Service Manager upon your arrival in camp. The camp is ready and prepared to work through most situations.

CAMP FACILITIES & EQUIPMENT

During summer camp, most Scouts and leaders will stay in 2-person, platform wall tents, equipped with army-style canvas cots. In order to make your stay more comfortable, it is strongly recommended that you bring mosquito netting or plan to purchase some in our trading post for use in your tents.

We have recently found that some Packs like to bring personal or family tents or hammock camping setups to use instead of the wall tents. If you plan to do so, please let our staff know when they call you ahead of camp.

Each unit is provided with picnic tables and benches, fire ring, bulletin board, and a flagpole for campsite ceremonies. A dining fly or tarp can be provided if desired. We have found that many Packs prefer to use a Pack provided "car port" style fly.

The camp furnishes major facilities and equipment. Your Pack is responsible for conducting a check-in inventory, with your assigned staff guide, to be sure everything is in your site. If something is missing, please ask for it to be replaced. Be sure to check ALL equipment carefully before you sign the inventory form, as you are then responsible for the items on the inventory. Loss or damage to equipment will be charged to you at the end of your camp session. Note carefully with your staff guide any damage that exists when you move in. If the camp cannot replace an item, make note of it on the inventory form.

CAMPSITE DUTIES & INSPECTIONS

Your Camp Commissioner does campsite visitations daily. Be sure to keep your Pack responsible for the cleanliness of their own living areas along with the general campsite.

A Duty Roster should be posted to divide the responsibility for campsite facilities equitable among Pack members. In situations where 2 or more Packs share a campsite, leaders from all units should work to develop the Duty Roster to divide responsibility among the Packs in that site.

A few words about camp facilities - The camp is like a small city with many of the same requirements: water supply, sewage, garbage disposal, firefighting, policing, food supply, housing, etc. Certain responsibilities will be given to your Pack while in camp and may include cleaning your campsite, your latrine or a shared comfort station, or keeping water-filled fire buckets in the site. Cubmasters will be briefed on all duties and expectations upon arrival.

LIVING AT CAMP

Garbage & Recycling

Garbage disposal and recycling facilities are available behind the Administration Building. There is a dumpster for trash and non-recyclable materials, and a separate dumpster for recyclables. Please monitor your Scouts to ensure that they are properly sorting recyclables and trash. Cardboard, paperboard, aluminum cans, bottles, and plastic bottles are all recyclable.

When full, recycle bins should be carried and emptied- no bags are used for recycling. However, bags should be used for trash and trash bags should be removed from the bin and brought to the dumpster when full. For more detailed information or instructions, please discuss recycling with your site guide or Camp Commissioner.

Personal Items

Neither Henson Scout Reservation nor Del-Mar-Va Council are responsible for personal items. All valuables should be adequately secured or left at home. Lost and Found items are located at the Administration Building.

Latrines

Each campsite has a private latrine (outhouse) or shares a latrine with an adjoining site. Latrines are designed for disposal of human waste only, and are designed only for that purpose. They are NOT garbage cans or trash disposal places. They were not designed to digest cans, foam products, bottles, or greasy dishwater.

Leadership Sets the Tone

Each area of program varies in the degree of leadership participation required. The level of cooperation and enthusiasm of unit leadership is vital to the success of your scouts. Remember scouts look to adults to “Set The Example.” If you are excited and enthusiastic about the program, your scouts are sure to have a wonderful experience.

The Cubmaster is in charge of the Pack at ALL times and is responsible for the conduct and discipline of Scouts. All activities engaged in by Scouts and leaders should be strictly in accordance with the Scout Oath and Law, and the policies of the BSA. Encourage your unit to set an example by exhibiting good manners, fellowship, sportsmanship, and cleanliness.



CAMP COMMUNICATIONS

Mail at Camp

Scouts love to receive mail while at camp! Each unit may pick up their mail at the camp administration building. Outgoing mail also leaves camp daily at approximately 11:00AM. All incoming mail should be addressed as follows:

(Scout's Name), Pack #, Campsite

Henson Scout Reservation
5700 Nanticoke Road
Seaford, MD 19973

For your Scouts to receive mail while in camp, please be sure families know to mail it in advance of your session at camp.

A better way to ensure Scouts receive mail while at camp is to give personal letters to your adult leaders that are dated for when your Scout should receive it. This prevents the risk of letters not arriving in time to reach your Scouts.

Telephones at Camp

Henson Scout Reservation has a limited number of telephone lines to serve the business functions of the camp. Campers are not permitted to use the camp's phones except in the case of an emergency. Incoming calls should be of the utmost importance and may require locating a Scout or leader. A return phone number must be left.


Individual Packs are encouraged to have a policy on Scouts using cell phones while at camp. Please be sure to advise parents what your Pack's policy on Scouts using cell phones will be.

WIFI at Camp

Scouting in the modern age often comes with a need for internet communication.

At Henson we have several WIFI hotspots in camp for use by leaders and campers as needed.

We even have some Wi-Fi enabled campsites.



AQUATIC CLASSIFICATION

At the beginning of each camp session, Scouts and adults will take a swimming test to determine their aquatic classification. Everyone will be classified into one of three ability groups: Non-Swimmer, Beginner, and Swimmer. Everyone must take an approved swim test to use the swimming pool or boats. Ability groups will determine what color wristband you receive for your stay in camp. If a wristband is tampered with or lost, the Scout or adult may have to retake the swimming test as directed by the camp's Aquatics Director.

We will have swimming lessons, aquatics based advancement opportunities and/or fun aquatics activities for all age groups and swimming ability levels.

Everyone starts as a Non-Swimmer until they complete a swim test. We will do swim tests at the start of your first visit to the Pool, on Saturday.

To qualify as a Beginner Swimmer, a Scout or adult must: Jump feet first into water over the head in depth, level off and swim 25 feet on the surface. Stop, turn sharply, resume swimming for an additional 25 feet.

To qualify as a Swimmer, a Scout or adult must: Jump feet first into water over the head in depth, level off and swim 75 yards in a strong manner using one or more of the following strokes: sidestroke, breaststroke, trudgen, or crawl, then swim 25 yards using an easy resting backstroke. The 100 yards must be completed in one swim without stops and must include at least one sharp turn. After completing the swim, rest by floating.

At Henson Scout Reservation, all swimming must be done only in the swimming pool. The waterfront areas are not considered swimming areas and are restricted for approved boating and fishing activities only.

Watercraft may only be checked out with the aquatics staff through the buddy board. For safety reasons, all boating will be done with a buddy and/or a buddy boat.

All occupants of all watercraft must wear a Personal Flotation Device (PFD) and 'boat shoes' at all times. **"Boat shoes"** refer to the footwear required to be worn while boating or wading in the water. These can be old sneakers, boots, or shoes to be worn only for this purpose. Wet shoes that are worn around camp will cause blisters. Crocs™ or Keen™ sandals that have thick soles and will not slip off your feet are acceptable.

CAMP PROGRAM

Program Design

If it happens in camp- It's PROGRAM!

While Henson prides itself on having wonderful facilities and excellent food, we know that the number one reason you are coming to camp is to have your Cub Scouts, Webelos, and families participate in our program. Because of that, we dedicate hours to training, managing, and improving our program, whether it is training staff in the skills necessary to lead activities, researching trends in fields related to skill instruction, or simply purchasing the right equipment to give your Scouts the greatest chance to succeed. We take pride in exceeding your expectations and offering all of these wonderful programs with no additional costs of your Cub Scouts and Webelos.

Rank Specific Adventures

Packs will remain together during the program day. Each Program Area will have adventures including traditional camp activities, advancement opportunities, and awesome things just for fun. Advancement opportunities include requirements from:

Tigers - Fish On, Tigers in the Water, Floats & Boats, Sky is the Limit, Tiger Tag

Wolves - A Wolf goes Fishing, Air of the Wolf, Paws for Water, Paws of Skill

Bears - A Bear goes Fishing, Balancing Bears & Super Science, Salmon Run, Bears Afloat

Webelos - Catch the Big One, Earth Rocks, Aquanaut, Paddle Onward

Arrow of Light - Fishing, Into the Woods, Swimming, Paddle Craft

Everyone can work on Archery, BB, Slingshot, Champions for Nature, and Let's Camp

Theme

Each summer, the staff of Henson Scout Reservation work to transform HSR from a Scout Camp to a world that encompasses as many elements of the year's theme as possible.

For 2024, the theme for Henson's summer Cub and Webelos programs is:

OUTDOOR ADVENTURES

Our 2025 theme is still being developed but you will see it in:

TIME...

Rest Period

There is a thirty-minute rest period after lunch each day. No program activities will be open during this time. This time is to be spent quietly, in your campsite, resting for the afternoon activities.

CAMPWIDE PROGRAMS

Campfires

During your stay, you'll be able to experience exciting campfires. Shortly after your arrival,

On Saturday night, the Camp-wide campfire will be organized and performed by the camp staff. All Scouts and leaders are expected to attend. Packs will have the opportunity to entertain, during the campfire, with the skits, songs, and stories that they planned and practiced. All Pack additions to the Saturday night campfire MUST audition with the Campfire Directors during the day on Saturday. You will get notified of the audition time at the Friday Leader's meeting.

Chapel Services

Being reverent is not only a part of the Scout Law, it's a part of camp life. Under the direction of a Camp Chaplain, Packs are encouraged to attend the chapel service as listed in the camp program schedule.

Service Projects

If your Scouts would like the opportunity to work on some projects during their stay in camp, there are always some available through the Camp Ranger.





Camp-wide Retreats

Citizenship is an important part of Scouting and a memorable part of camp life. Camp-wide retreats are held on the parade field in front of the Dining Hall. All Packs are expected to attend these retreats. Camp-wide retreats will be held each night before dinner,

Your Pack is encouraged to perform their own daily flag ceremonies in their campsite.

Trading Post

Our camp is home to a full-service Trading Post, carrying anything you might need while in camp. The store also carries anything you might want to remember your camp experience. Basic equipment, booklets, and other Scouting related merchandise are readily available, along with souvenirs for family and friends back home. If you're hungry, the Trading Post also has Pretzels, Popcorn, Funnel Cakes, and a fan favorite, Snowcones during open hours.

Trading Post hours vary daily and are posted on the TP doors.

Visa, Mastercard, Discover, Cash, and Checks are accepted for purchases.

We also offer E-Gift Cards for online purchase so a Scout does not need to have cash in camp. To purchase, go to www.delmarvacouncil.org/hsrstore.





Other Programs in Camp

A weekend of summer camp at Henson Scout Reservation is so full of a variety of programs that no Scout can possibly do them all in a single weekend. Below is a list of Pack and Scout activities to be aware of so that you can make the most of your week. Learn more about each of these programs and many more in our Description of Programs document in the appendix and also found a www.delmarvacouncil.org/henson/summer/planning. Info on when programs occur can also be found in the camp Program Schedule.

Pack/Patrol Activities

Campwide Games
Frigid Frog Swim
Star Parties

In-Camp Signups

Some programs during your stay require a sign-up in camp. Your Pack Leader or designee may sign you up for many programs at the administration building. Some programs do fill up so it is always best to sign-up early in the week to make sure that you have a spot. Details can be found in our Description of Programs document in the appendix and also found a www.delmarvacouncil.org/henson/summer/planning.

Fishing Gear

Our fishing pond is stocked with bass and bluegill just waiting to be caught! If adults or older siblings wish to fish while here at camp, please make sure to have a Maryland fishing license if required. We have fishing gear but you are always welcome to bring fishing gear for fishing from shore in our Bass Pond and the Marshyhope Creek.



Sunday Checkout

Although we do not want to see your Pack and Scouts leave camp, the time will come on Sunday afternoon to pack up your things and say goodbye.

During the weekend your Pack leadership will schedule a checkout time for your site guide to meet you in your site and complete your end of week site inspection and lead you through the checkout process.



Advancements & Achievements

During your time in camp Scouts will work on a variety of Elective Achievements towards their next rank. We will typically not call out the requirements during the program because we want to focus on the fun and learning at that time.

Before you leave camp, and again electronically after camp, we will provide your Pack leaders with a listing of all the requirements we worked on in camp during your time with us.



THE HENSON STAFF

Our Staff

Henson Scout Reservation takes pride in its summer camp staff. Each year the camp employs over 50 seasonal staff ranging in age from 15-80+. Many senior staff attend a BSA National Camping School. All of the staff are ready and prepared to provide an amazing experience and field questions upon your arrival.

You will find that the Henson Staff is like few other that you have experienced at Scout camps. Customer service is a way of life for our team.

Counselors in Training

Each year, Henson Scout Reservation trains the next generation of camp staff in its Counselor-in-Training program. Each "CIT" participates in a 3 or 4-week program to both experience multiple areas of camp program and to get a first-hand look into the life of a camp staff member.

CITs have the opportunity to earn meritbadges while working in camp. They spend half their day teaching and half their day participating in programs.

Many CITs return the following summer to be employed as a full-summer staff member. The CIT program is recommended for 14 year-old youth.

Be a Part of the Henson Team

If you have any Scouts who would like to be a part of the Henson staff team, please have them fill out the staff application at www.delmarvacouncil.org/campstaff.



HEALTH & SAFETY

Camp Security

Wristbands provide an identification system to those who belong in camp. All campers will have wristbands colored by swimming ability. Visitors to camp will also have a different color wristband. Camp staff are unmistakable in their staff polo shirts. If you come across anyone in camp without a wristband, please alert a staff member or escort them to camp administration building to check-in or be dismissed from camp. Replacement bracelets can be obtained at the pool and camp office.

Health Lodge

Our health lodge is located attached to the Trading Post in the building behind the Administration Building. The health lodge staff can handle most minor illnesses or injuries. ALL illnesses or injuries must be brought to the attention of the health lodge as soon as detected. If further medical attention is required, Scouts and adults might need to be transported to the local hospital or urgent care center. Unless the Scout/adult needs to be transported via ambulance, the Pack will be asked to provide the transportation.

Medical Expenses

It is the responsibility of the unit leader to process all charges for medical expenses through the unit's insurance policy, to have the expenses paid by the unit leader, or to have the expenses billed to the patient's family. Do not send bills to the Scout service center or the camp.

Buddy System

It's the Scout way. All campers must use the buddy system at all times while in camp. A minimum of two individuals of the same gender should remain together at all times. Leaders must adhere to Youth Protection Guidelines.

Medications

All prescription and non-prescription medications must be stored under lock and key during your time in camp. Medications may be controlled and administered by the camp health officer or the unit leader. A unit leader may administer medications only if they are stored under lock and key (and refrigerated if needed) in the campsite. The preferred position of the camp is for the Unit Leader to store and administer the medication at their Pack site. If the Pack Leaders are unwilling or unable to store and distribute the medicine, it may be turned in to a Health Officer who will administer them from the camp's Health Lodge.

Hydration

"A hydrated Scout is a happy Scout." Water will be provided at all program areas and campsites. All Scouts are expected to bring their own container for water. Every person is strongly recommended to drink five (5) liters of water per day. The number one health problem ailing campers is dehydration.

Sunscreen

Sunscreen is essential when out camping. Make sure to wear one that's broad-spectrum with an SPF of at least 30. Since you'll probably be engaging in different outdoor activities, find one that's specially formulated for sports and is sweat and water resistant.

HEALTH & SAFETY

Appropriate Tenting Accommodations

In Cub Scouting, parents and legal guardians may share a tent with their family. Male and female, youth and adults, are required to have separate sleeping facilities, i.e. a separate room or tent. Youth who share a tent cannot be more than two years apart in age. No youth may stay in the tent of an adult other than their parent or legal guardian. Legally married couples may share the same quarters, provided appropriate facilities are available.

Standards for Privacy

Adult leadership need to respect the privacy of youth members in situations such as changing into swimsuits and taking showers and intrude only to the extent that health and safety require. Leaders must also protect their own privacy in similar situations.

Showers

Personal cleanliness is the number one item in the prevention of illness. There is no substitute for soap and water. Hot showers are located near each campsite. Leaders should make an effort to be sure that every camper stays clean. Showers should be taken daily, preferably before bedtime, and a self-inspection for ticks should be made by each camper.

Separate central shower facilities are available for male and female Scouts and leaders. Shower times at all comfort stations will be posted. Please enforce the separate shower times in the interest of Youth Protection.

The posted hours for use of the comfort stations MUST be observed.

Insects/Ticks

A great weekend of summer camp can be ruined by constant insect bites. Be prepared when you come to camp. A non-aerosol insect repellent is recommended to reduce the likelihood of mosquito and tick bites. Aerosol insect repellents are prohibited in camp because they are extremely flammable and destroy tent waterproofing. Mosquito netting is recommended and can be purchased at the camp's trading post if necessary. Additional insect repellent is also available at the Trading Post.

Hiking

Scouts should remain on marked trails and use the Buddy System at all times. Hikers must check-in at camp headquarters prior to hiking. Some areas of camp require extra attention. Parts of the trail system pass through potentially swampy areas. If hikers come across a spot that looks doubtful, the ground should be tested prior to putting full weight on it.

HEALTH & SAFETY

Motor Vehicles

In the interest of the safety of our campers who walk and bike along the camp roads, these rules are to be followed:

- **Vehicles may NOT be used to drive around camp after checking in.**
- All vehicles must be parked at the designated parking lot.
- **No vehicles may be parked in campsites.** Exceptions will only be granted by the Camp Health Officer for medical reasons that are identified by a health-care provider on their medical form.
- Vehicles entering or leaving camp must be cautious of campers walking or biking on the roads.
- All drivers must have a valid driver's license and all vehicles must be properly licensed and insured.
- All recreational vehicles are restricted from use as housing.
- Absolutely no passengers may be transported in a vehicle that does not have a seatbelt installed for the purpose of passenger safety. Riders are NOT permitted to ride in the bed of a truck.
- Del-Mar-Va Council is not responsible for damage to vehicles parked in camp.
- No Scouts are to be driven anywhere in camp by leaders or visiting adults.

Smoking

Smoking is PROHIBITED in camp except in designated areas without youth present. Smoking is not permitted by youth at any time and may lead to dismissal from camp. Adults are discouraged from smoking while in camp as it sets a poor example for the youth. All buildings and tents are NON-SMOKING at all times. Smoking in the presence of youth, either by sight or smell, may lead to dismissal from camp. Please note that vaporizers and e-cigarettes have been added to the national BSA Policy regarding smoking.

Knives

A sharp pocketknife with a can opener on it is an invaluable backcountry tool. Keep it clean, sharp, and handy. The BSA believes choosing the right equipment for the job at hand is the best answer to the question of what specific knife should be used. The BSA neither encourages nor bans fixed-blade knives nor do we set a limit on blade length. Since its inception, the BSA has relied heavily on an outdoor program to achieve its objectives. This program meets more of the purposes of Scouting than any other single feature. We believe we have a duty to instill in our members, youth and adult, the knowledge of how to use, handle, and store legally owned knives with the highest concern for safety and responsibility.

Other Prohibited Items

The following items are prohibited in camp and violators may be dismissed from camp: **Alcoholic Beverages, Pets (except service dogs), Fireworks, Illegal Drugs, Firearms, Bows and Air Guns, Ammunition of any type.**

Any questions on the above mentioned items should be directed to the Camp Director.

WHAT TO BRING TO CAMP

Personal Gear

- ___ * Medications
- ___ Jeans/long pants
- ___ Pack or Suitcase
- ___ Shorts
- ___ Summer Sleeping Bag
- ___ Extra T-Shirts
- ___ Sweater or Sweatshirt
- ___ Extra Underwear
- ___ Poncho or Raingear
- ___ *Swim suit & Towel
- ___ Sneakers for Boating
- ___ Flashlight with Batteries
- ___ Uniform
- ___ Sturdy shoes or hiking boots
- ___ Laundry bag
- ___ Insect Repellant
- ___ Sunscreen

Optional Den/Pack Gear

- ___ First Aid Kit
- ___ Den/ Pack Flag
- ___ Battery Powered Lantern
- ___ Insulated Drink Cooler
- ___ Ice Chest
- ___ Program Materials and Supplies

Hygiene Kit Containing

- ___ Soap in a box
- ___ Comb
- ___ Toothbrush/toothpaste
- ___ Bath towel & washcloth
- ___ Other personal articles

Optional Items

- ___ Watch
- ___ Canteen or Water Bottle
- ___ Notebook & Pen
- ___ Spending Money
- ___ Camera & Film
- ___ Pillow
- ___ Bible, Testament, or Prayer Book
- ___ Cub Scout Rank Handbook
- ___ Insect Netting and Poles

We suggest each item of clothing and equipment be labeled with the camper's name and troop number. This will be helpful in returning lost items.

PROHIBITED IN CAMP: Alcoholic Beverages, Fireworks, Firearms and Airguns, Pets, Chainsaws, Sheath Knives, Illegal Drugs



EMERGENCY PROCEDURES

Text Alert System

In order to broadcast alert messages to leaders and Scouts quickly, Henson Scout Reservation contracts with a web-based text messaging service.

All Leaders are encouraged to join the text message alert system. Specific instructions for joining will be given to your unit upon arrival. There is no limit to the number of Leaders who may join the text alert system from each Pack.

Message Items May Include: Weather Alerts, Program Alerts, Reminders

Most importantly, any time the camp emergency siren sounds, a text message will be sent that corresponds with the siren. Directions for next steps, or reference to the Emergency Procedures will be included, as necessary.

All emergencies at Henson Scout Reservation will be identified by a siren:

1 LONG BLAST - CAMP-WIDE EMERGENCY

A camp-wide emergency is in progress see examples below

Effect:

All Scouts & Leaders must return immediately to their campsites. Packs need to take attendance and send a text to the main camp office to confirm your Pack's count of Scouts and leaders. (i.e. "35 Scouts and 5 leaders from Pack 123 are present" or "John Doe and Sammy Scout are missing from Pack 123"). Additional situational information will be shared via text.

The text information will be given to Packs upon arrival.

EMERGENCY PROCEDURES

Severe Storm

- The siren will be sounded and all campers will be instructed to report to their Campsites.
- All units will check to be certain that all campers are present and accounted for. Once campers are present and accounted for, the unit will send a text to the main camp office to report that your unit is all present with a count of Scouts and leaders. A text will be sent with any further instructions to the unit.
- Instruct all campers to secure their personal gear and secure all unit gear.
- Program Areas with hard shelters will keep everyone inside. If necessary to leave shelter for any reason, do so only in groups of two or more. Remain indoors until further instructions are issued.
- Report to the Dining Hall if safe to do so. Seek hard cover if unable to report to the Dining Hall.
- If forecasts indicate the camp is to be evacuated, and sufficient time is available, the camp will be evacuated in an orderly fashion. This will require a minimum of thirty to sixty minutes advance notice. The Camp Director or Camp Ranger will consult with the appropriate council personnel before ordering an evacuation. If time will not allow an evacuation, proceed as outlined in the bullets above.

Lost Person

- If it is suspected that someone is missing, notify the Camp Director or Camp Ranger, who will take charge.
- All members of the unit from which the person is missing will report to their campsite.
- Unit leadership will determine if anyone else is missing with him, or if the camper might have gone home.
- Determine where the person was last seen. Thoroughly check all tents, cabins, bunks, and latrines. Check the waterfront areas for the person or any missing boats.
- If the person is still missing, the camp alarm (3 blasts) will be sounded returning all units to their campsites.
- All units will check to be certain that all campers are present and accounted for. Once campers are present and accounted for, the unit will send a text to the main camp office to report that your unit is all present with a count of Scouts and leaders. A text will be sent with any further instructions to the unit.
- If the person is still missing, the Camp Director or Camp Ranger will notify the appropriate Council personnel. They will institute a search of the camp roads and trails, using the Camp Staff and any available leaders over the age of 18 who are familiar with the camp. They will search the camp using a line-abreast pattern and by areas as determined on a map. Campers may be used for this but only in daylight and only when each group of campers is supervised by two adults. Search one area at a time, from one side to the other, and then move on to the next area. If at this point the camper can still not be located, the Camp Director or Camp Ranger will request the assistance of the Maryland State Police. Assist the police as requested and follow their directions.

EMERGENCY PROCEDURES

Accident or Illness

- Unit should administer first aid within the limits of their qualifications.
- Report all accidents or illnesses to the health lodge immediately.
- If additional help or a hospital visit is necessary, the health officer will make the necessary arrangements.
- If the unit is transporting the patient to a medical center or hospital, the health officer can provide directions.
- If anyone in the unit has a cellular phone and calls for an ambulance directly, be sure to notify the camp office (410-202-0053) immediately, so they can direct the ambulance to your exact location.
- Be sure to report back to the health officer on the circumstances of the illness or injury, and the condition of the patient.
- If required, completely fill out an incident report recording all information required and file it with the health officer or camp director.

Fire, Earthquake, Chemical Spill, or Other Disaster

- Immediately upon learning that there is a fire or other incident in camp, notify the Camp Director, Camp Ranger, or other member of the Camp Staff. The Camp Director or Camp Ranger will notify the fire department, Forest Ranger, police or other appropriate emergency personnel.
- The camp siren will be sounded for all campers to return to their campsites.
- In the case of a fire, the Camp Ranger will direct fire-fighting efforts until relieved by the fire department. The Program Director or Camp Director will remain at the main camp office and direct all other staff members to report to the fire scene and work as directed by the Camp Ranger.
- In other emergency cases, after a camp siren has been sounded, a text will be sent with any further instructions to the unit.

Lost Bather

When it has been determined that a boater or swimmer is missing, the following procedures will be initiated:

- The aquatics staff calls out the Scout's name to see if he answers.
- If no answer, the aquatics staff determines where the Scout was last seen.
- The area is quickly scanned. If the Scout is still missing, the aquatics staff will send all Scouts back to their campsites.
- The Aquatics Director is notified. He will assign a staff member to go to the missing Scout's campsite and verify their campers are all present.
- The Camp Director is notified.

As the above occurs, the aquatics staff organizes and begins a water search.

- The general camp siren will be sounded.
- If the Scout is still missing, the Camp Director will notify EMS and command all other aspects of the search.
- Appropriate Council personnel will be notified.

EMERGENCY PROCEDURES

Violent Intruder

These procedures may be called for in the following instances:

1. Intruder/ Violent Intruder Warning – The threat is outside of the reservation. The Camp/Camp Director has been notified of a potential threat outside of the reservation.
2. Intruder/Violent intruder On Premise– The threat/intruder is inside the reservation.

Anyone involved in an active shooter situation should employ the following strategy in the order presented:

RUN, HIDE, RESIST

RUN – When a violent intruder is in your vicinity, evacuate the area. If there is an escape path, attempt to evacuate, move away from threat.

- Have an escape route and plan in mind
- Run in small groups toward opposite/safe direction
- Spread out in pairs (use the buddy system)
- Run between trees/objects
- Upon arriving at a designated rally point off site, remain there
- Evacuate whether others agree to or not.
- Leave your belongings behind.
- Help others escape if possible. Do not attempt to move wounded people
- Prevent others from entering the active area.
- Rally at the designated rally point (identified below under “Rally Points”)
- Call 911 if cellphone signal available, let them know the location of rally point site
- Be prepared to remain at rally point location for hours.

HIDE – If an evacuation is not possible, find a place to hide where the violent intruder is less likely to find you.

- Seek shelter in any safe building nearby. Lock and/or blockade the door.
- Silence your cell phone/radio communication. Turn off any source of noise.
- Hide behind or under large objects and stay low to the floor
- Remain very quiet.

Your hiding place should:

- Be out of the intruder’s view
- Provide protection if shots are fired in your direction (i.e., a building with a closed and locked door)
- Not trap you or restrict your options for movement

RESIST – As a last resort, and only if your life is in danger, attempt to disrupt and/or incapacitate the violent intruder by:

- Acting as aggressively as possible against him/her
- Yelling
- Throwing items and improvising weapons.
- Committing to your actions.

9-1-1 If you are in a safe location having fled the scene or are safely hidden AND can call the authorities without attracting the intruders attention:

- Remain calm & Dial 911, if possible, to alert police to the violent intruder’s location
- If you cannot speak, leave the line open and allow the dispatcher to listen

EMERGENCY PROCEDURES

Violent Intruder Rally Point Locations

Rifle Range- In the event that a situation takes place, all people in the activities field area should report to the Rifle Range to take shelter.

Lasher Activities Building (Nature Lodge)- Anyone in the vicinity of the Activities Building should rally behind the building.

Yurt Village- Anyone in the Dining Hall/Admin area of camp should rally behind the Yurts.

Staging Area for Parents

In the event of an emergency, parents will be asked to respond to a staging area LOCATED OFF SITE. The reason for this is to allow emergency response personnel access to the camp without any interruption or impedance.

**Main Parking Lot and facilities at the Sharptown Carnival Grounds-
GPS Location: 405 Joe Morgan Rd, Sharptown, MD 21861**

Allegations of Bullying or Child Abuse

- Suspected bullying or abuse must be reported as soon as it is suspected. Failure to do so may result in criminal or civil penalties. No state requires that you have proof that abuse has occurred prior to making the report, only that it is suspected.
- Call 1-844-SCOUTS1 to report the situation.
- All reports must be immediately reported to the Camp Director. Initial reports may be oral, but any oral report must be documented in writing at the earliest possible time.
- In cases involving allegations of sexual abuse against an individual, the Scout Executive of the council in which the alleged abuser resides is also responsible for implementing proper procedures.

In Case of Fatality

- Immediately inform the Camp Director, Program Director, or Health Officer. They will summon the proper authorities and notify the Camp Ranger and other appropriate council personnel.
- Out of respect for the victim and their family, keep everyone well away from the area, and do not discuss with other campers, leaders, or staff.
- Assist the police and medical personnel in every way possible.
- Assist the Camp Director in completing an incident report.

EMERGENCY TELEPHONE NUMBERS

Address: 5700 Nanticoke Road, Rhodesdale, MD 21659

IN AN EMERGENCY -----Dial 911

Please inform Camp Health Office of emergency prior to calling 911

Camp Health Office ----- (410) 202-0053 ext 506

Camp Director


Craig Richards ----- (302) 622-3300 ext 501
(443) 523-2887 (cell)

Director of Camping, Del-Mar-Va Council

Rick Suhrbier ----- (302) 622-3300 ext 111
(302) 593-6505 (cell)

Executive, Del-Mar-Va Council

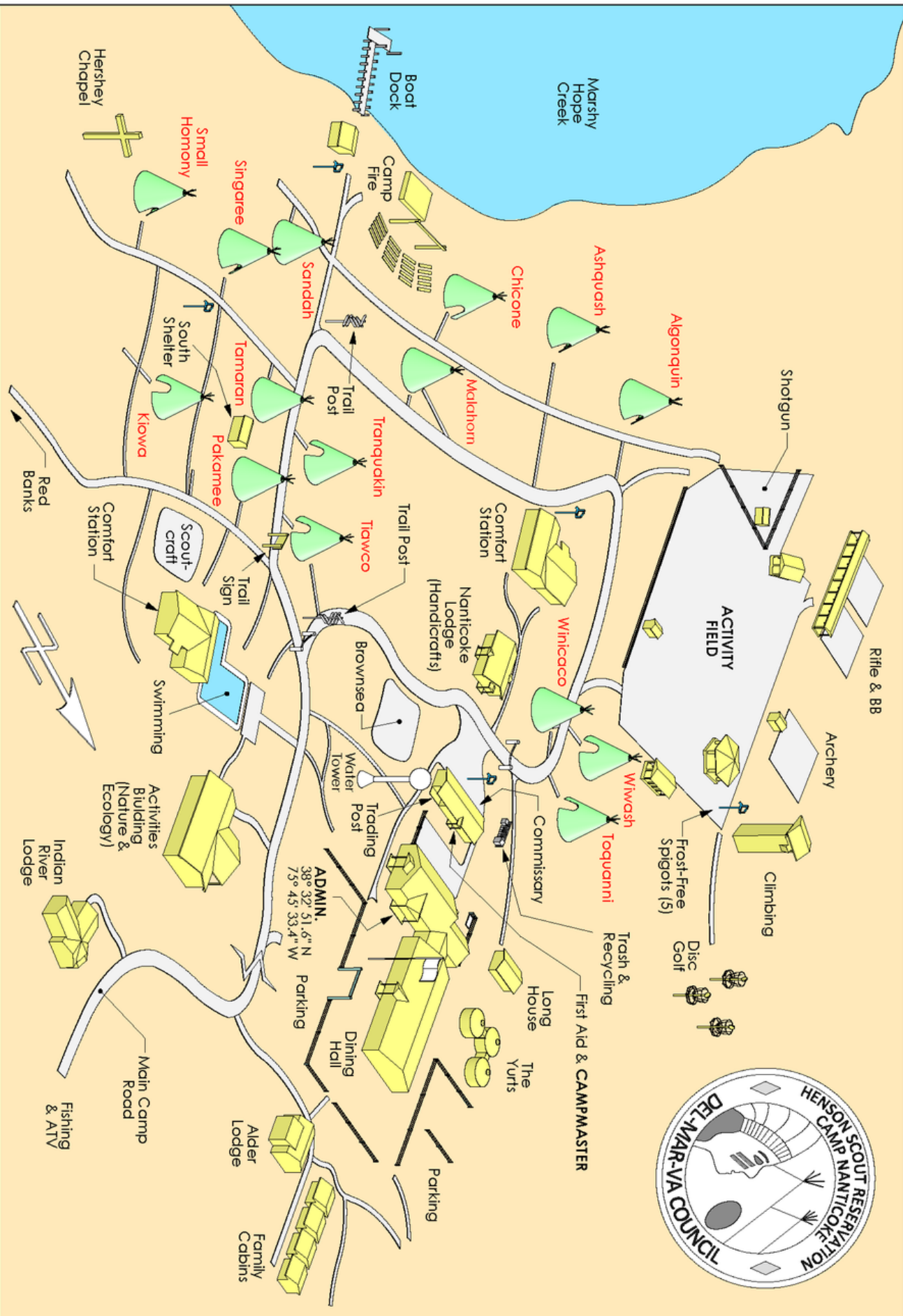
Robert Nakagawa ----- (302) 622-3300 ext 105
(808) 463-7755 (cell)



Henson Scout Reservation
 5700 Nanticoke Rd.
 Rhodesdale, MD 21169

Phone 410-202-0053
 Fax 410-202-2444
 www.delmarvaccouncil.org

Richard A. Henson Scout Reservation
Camp Nanticoke
 ~ Campsite Map ~





Del-Mar-Va Council
1910 Baden Powell Way
Dover, DE 19904
302-622-3300
camping@dmvc.org



Henson Scout Reservation
5700 Nanticoke Road
Rhodesdale, MD 21659
410-202-0053
hsr@dmvc.org