

Cub-o-Ree

October 25th —27th 2024


Lakeview Park, Orange

5305 Santiago Cyn Rd, Orange, CA 92869

Participant Guide

Event Chair:

Revised 9/10/2024



Canyons District presents

Monsters & Aliens

Cub-O-Ree

October 25-27, 2024
Lakeview Park


Check in Friday: 5:00-8:00pm - Activities Saturday - Check out Sunday: 11:30am

All Cub Scouts and their families are invited to join us for a fun weekend of camping, activities and adventure. Meet the Troops of Canyons District and participate in:

Fishing - Slingshot - Scout Skills - Crafts
Obstacle Course - Rope Bridge - Games

Contests: Best Monsters vs. Aliens theme campsite Best Skit - Pumpkin Carving Contest

Registration :\$25 until October 17, \$30 after
scoutingevent.com/039-89426



Rules of Conduct

A Scout is:

Trustworthy

Loyal

Helpful

Friendly

Courteous

Kind

Obedient

Cheerful

Thrifty

Brave


Clean

Reverent

It's the Law!

Scouts and Scouters and all Attendees are expected to adhere to these standards. Please make sure that we are cleaning up after ourselves. If you see trash, be scout-like and pick it up. Be respectful of others and their property. Regardless if it's your units property, another units property, or Decorations for the event please do not mistreat it. Please do not attack or damage the props in the haunted hallway. Lastly lets all do our part to make sure that the restrooms are clean. There will be designated restrooms for boys and girls. Please follow the signs for the Porta's. We will need Monitors for non-porta restrooms to ensure that there are no youth and adults in the restrooms at the same time. (per YPT Guidelines)


Scouts and adults will be expected to avoid profanity or offensive language and gestures. Cub o Ree follows the Boy Scouts of America Policy concerning the use of alcoholic beverages, drugs or other mind-altering substances. Adults will be restricted to smoking within the parking lot area only, not in campsites. There shall be NO alcoholic beverages, drugs or other controlled substances present at or consumed during Cub o Ree. Participants that violate this Policy or who become disruptive to others will be required to leave the event.



Background

The lake is formed by the Santiago Dam at the lake's north end, which was built between 1929 and 1931, and was originally called the Santiago Reservoir. The dam was built by the Irvine Company and the Serrano Water District (known as Serrano Irrigation District at the time); it is now owned by the Serrano Water District and the Irvine Ranch Water District and operated by Serrano Water District in conjunction with OC Parks. The lake provides drinking water to Villa Park and some parts of Orange, and provides supplementary irrigation water to neighboring ranches.


Stocked with largemouth bass, catfish, trout, and crappie, the lake fishery opened to the public in 1941. The land around the lake is owned by the Irvine Company, which leases the fishing, boating, and camping concessions to SWD Recreation Inc.



Registration and Fees

Registration is available online at <http://www.ocbsa.org> . Most forms of credit cards are accept-ed. Each participant must be registered and pay all fees online. The registration deadline is October 24th. Youth participants under 18 years old must be accompanied by an adult parent or guardian that is also registered for the event. Scouts who participate in shooting sports must bring a signed release forms for those activities. On check in each participant will be given a wrist band to show they cleared for activities.

Medical Forms for each PARTICIPANT will be collected at check-in.



Arrival & Check In/Check Out

Unit check-in would be preferred, but individuals may check in as well. Check in is available on Friday between 5PM to 8 PM on Friday and will reopen Saturday morning at 7:30 AM.. The Registration Station located near at the top of the Camp near the Troop Camping. Arrival times are between 4:00PM and 10:00PM Friday. Late arrivals are accepted with prior notification to event staff. Check-out is Sunday @ noon.

If you need to leave the Camp Early or leave for a period of time during the event you must notify the Registration booth with the Unit, the Individuals Names, Time of Check Out, and Expected Return time (if applicable).

At final checkout your medical and consent forms will be returned to your Unit

Parking

Carpooling is strongly encouraged. All vehicles must be parked in designated parking area. Parking is not permitted at campsites and there is no driving to the campsites. Participants may drop off their gear at the designated drop off location, and immediately return their vehicle to the designated parking area. Unattended vehicles will be towed or moved to a safe location for safety reasons. Drivers should keep their keys with them at all times. Per BSA camp rules, driving in camp is prohibited except during check-in and check-out only. Please leave the vehicle Identification sheet on the window in case we need to contact the vehicle owner.

Campfires and Open Flame

No Open Flame or campfires are permitted at this time. Cooking equipment, lanterns/lighting with open flame or pressurized fuel are permitted at this event.

Meals

Meals are not provided to attendees as part of the camp. Individuals are recommended to discuss arrangements with their units or bring their own food.

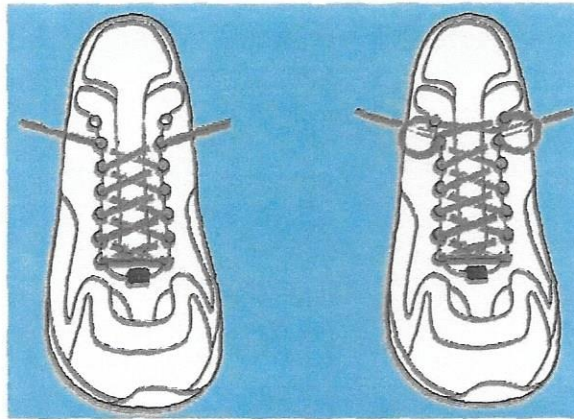
Please bring coolers to store food, bags may attract unwanted attention for near by wild life. Additional storage will not be provided.

Remember do not eat or store food in your tents.



Footwear

Shoes need to be close toed, that can be tied or strapped (Velcro) to stay on the foot. They can be a boot or a shoe, but it's recommended to bring something that can provide ankle support. Sandals, Slip-ons, and Croc's do not provide that kind of support. Our youth are going to want to run and play, and as much as we will remind them, "No Running" there will be some times where it will happen. There are also hills and divots in the ground where footing isn't the greatest either. Tying the shoes with an ankle lock can be helpful to give better support.




Hygiene Kits

It's Highly Recommended that families bring their own Hygiene Kits, to help maintain cleanliness. Near the camp sites there will be Porta Potties and while there will be a Cleaning on Saturday we recommend supplementing your Kits with some items that may come in handy if the supplies in the Portas run low or become compromised.

- | | | |
|-------------------|------------------|-----------------|
| • Toilet Paper | • Hand Soap | • Comb/Brush |
| • Flushable Wipes | • Hand Sanitizer | • Facial Tissue |
| • Body Wipes | • Tooth paste | • Hand Lotion |
| • Hand Towel | • Tooth Brush | • Sanitary Pads |

You should be able to fit it in a 1 Gallon Bag. Take the Restroom stuff when you go to the Restroom and other stuff for other needs.



You can put a roll of toilet paper in a quart bag and remove the cardboard tube and pull the paper from the center. It's a great Camping hack!

First Aid

First Aid Staff will be available on a 24-hour basis during the entire event. They are outfitted with a wide range of emergency equipment. Minor incidents will be handled on-site, while major or life-threatening emergencies will be reported immediately to local authorities. Parents or guardians will be contacted immediately in response to any major incidents. Packs are encouraged to bring their own first aid kits with them for their campsites.

Youth Protection

Youth Protection remains our top priority. Cub-o- Ree follows BSA's policies on Youth Protection, scouts must be in Buddy Groups and there should never be One-on-One contact between youth and adults. For more information please refer to the following link.

<https://www.scouting.org/health-and-safety/gss/gss01/>

Prohibited Items

Do not bring alcoholic beverages, drugs, any type of liquid fueled device (White gas, Kerosene, etc.), play or real weapons, firearms, fireworks or pyrotechnics of any sort. Since this is an outdoor Scouting event, no radios, electronic games, tablets, computers, and other electronic equipment will be allowed during the event. Adults are also discouraged from bringing or using these devices as an example to the Scouts.

Campsite Clean-Up & Trash

Campsites must be inspected by staff prior departure of the members in your pack. Participants are responsible to "Leave No Trace" at their campsites. Pick up all trash, remove all personal gear, and ask for a campsite inspection at the Registration Station before leaving. Units are expected to hull out trash so please pack lightly.



Schedule

Friday Night:

- | | |
|--------------|----------------------|
| 17:00 -21:30 | Check-in/Setup |
| 21:30- 22:00 | Staff/Leader Meeting |
| 22:30 | Lights out |

Saturday:

- | | |
|-------------|-------------------------------|
| 07:00-08:15 | Breakfast |
| 08:15-08:30 | Opening Flags & Announcements |
| 08:30-11:30 | Activity Session |
| 11:30-13:30 | Lunch Break |
| 13:30-16:30 | Afternoon Program |
| 16:30 | Flag Retreat |
| 16:30-18:00 | Dinner/Free Time |
| 18:00 | Camp or Treat/Campfire |
| 19:00 | Haunted Hallway/Movie |
| 22:00 | Lights Out |

Sunday Morning:

- | | |
|-------------|----------------------------|
| 07:00-08:15 | Breakfast |
| 08:30-09:00 | Flags & Scouts Own |
| 09:00-12:00 | Morning Program /Check-Out |

Weekend Weather

Fri 13 | Day

76° 

2%
WSW 9 mph

Intervals of clouds and sunshine. High 76F. Winds WSW at 5 to 10 mph.

Humidity
59%

UV Index
6 of 11

sunrise
6:53 am

sunset
6:19 pm

Fri 13 | Night

53° 

5%
NW 5 mph

Clear skies. Low 53F. Winds light and variable.

Humidity
87%

UV Index
0 of 11

moonrise
5:52 am

moonset
5:57 pm

Waning Crescent

Sat 14 | Day

79° 

3%
NW 9 mph

A mainly sunny sky. High 79F. Winds NW at 5 to 10 mph.

Humidity
52%

UV Index
6 of 11

sunrise
6:54 am

sunset
6:18 pm

Sat 14 | Night

57°

1%
N 5 mph

A mostly clear sky. Low 57F. Winds light and variable.

Humidity
58%

UV Index
0 of 11

moonrise
6:49 am

moonset
6:23 pm

New Moon

Sun 15 | Day

86° 

NW 8 mph

Mainly sunny. High 86F. Winds NW at 5 to 10 mph.

Humidity
35%

UV Index
6 of 11

sunrise
6:55 am

sunset
6:16 pm

Sun 15 | Night

60°

1%
N 4 mph

Clear. Low around 60F. Winds light and variable.

Humidity
47%

UV Index
0 of 11

moonrise
7:48 am

moonset
6:50 pm

Waxing Crescent



Activity List

Fishing - Scheduled activity - Jim Shoffit

Slingshot Troop 241

Kim's Game -

First Aid basic

Crafts:

- Paracord
- Rock Painting Lego
- Alien Building
- Making a Slime Bob

Monster / Alien Bridge - Troop 243

Webelos Challenge - Troop 538

- Create a Patrol Flag
- Know your Knots
- Set it up and Pack it up
- 1st Aid Trivia
- Scout Trivia

Obstacle Course -

Rubber Band Blasters -


Free Play Area 1:

- Stomp Rockets
- Corn Hole
- Ultimate
- Yard Dice

Free Play Area 2:

- Ladder Toss
- Mini-golf
- Giant Jenga
- Ping Pong

Activity Description and Locations



Shooting Sports:

Slingshot for our Cubs. We put an emphasis on getting to know the tools of the sport with an emphasis on safety. Qualifying cubs will be able to earn their rank appropriate shooting sports patch by qualifying at sling shot.

More information on the Cub Shooting Sports awards can be found at:

[https://filestore.scouting.org/filestore/Outdoor%20Program/pdf/510-322 WEB.pdf](https://filestore.scouting.org/filestore/Outdoor%20Program/pdf/510-322_WEB.pdf)

Note: Eligible scouts will need to work through their packs to record their progress.

Slingshot: Calling all sharp shooters. Use your skills to rid the Earth of those Monster and Alien targets.

Crafts: Express your artistic side. Choose from a variety of crafts. Make a Paracord woggle, Paint a rock, build a Monster or Alien from Lego's, Or make a Bob Slime!

Kim's Game: How well can you remember? Use your skills of recall to find the supplies needed in quest to save Earth.

Basic First Aid: A skill every Scout should have to stay safe and healthy.

Obstacle Course: Perfect your moves as you bob and weave your way to safety.

Rubber Band Catapult: Build up your defenses and fend off the Monsters and Aliens.

Activity Description and Locations

Monster / Alien Bridge: *Be "Brave" and make the journey across the rope bridge, why? - To get to the other side.*

Webelos Challenge:

Always a favorite, Webelos form patrols to test their mettle and scout skills. Which patrol will come out on top.

Create a Patrol Flag

Know your Knots

Tent Challenge

1st Aid Quiz

Scout Trivia



Activity Description and Locations

Fishing -

Area 3 on the map (Short Hike)

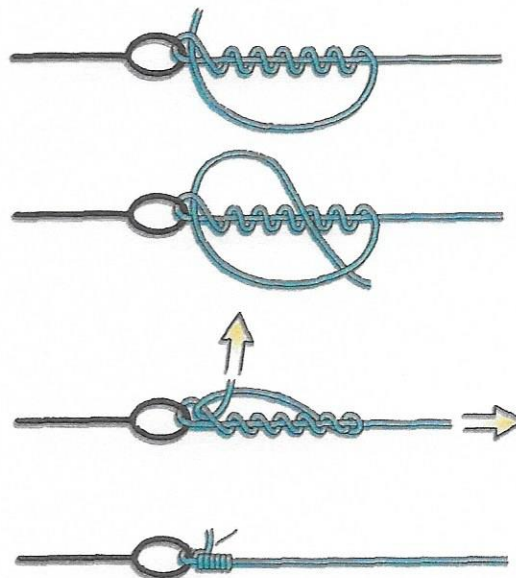
Irvine lake is a stocked lake and offers a variety of fish to catch, we will have a few loaner poles available but they went fast last year, if you don't have one and would like to fish please consider the 2 pack below.

Fishing is shore fishing only.

Please bring your own Rod and Reel if you have one.

Amazon 2 Pack Rod and Reel

We are looking for Volunteers to help out with FISHING! We need a few Registered Adults and some seasoned Scouts BSA/Venturing/Sea Scouts to help with our cubs. If this is you please use the following Link: <https://www.signupgenius.com/go/10C084BA9AE2DA0F4C43-44807639-fishing>




Activity Description and Locations

Fishing Derby -


Area 3 on the map (Short Hike)

Irvine Lake Regulations


- No license required. California Department of Fish and Wildlife fishing [regulations](#) regarding fish limits apply.
- Additionally, the following fishing regulations apply:
- Five fish limit.
- Bass is catch-and-release only.
- Catfish larger than 24 inches must be released.
- One rod per person maximum.
- Approved baits only (worms, mackerel, dough baits, or artificial lure). No live bait allowed (except worms).
- Bass (catch-and-release), catfish, carp, bluegill, crappie and sturgeon are in the lake. The lake will not be stocked.
- Shoreline fishing only. No boats, float tubes, paddleboards, kayaks, bodily contact or entry or other recreational activities available.
- Bait and light snacks available to purchase.
- No alcohol permitted.
- No access to [Irvine Ranch Open Space](#).
- Do not stop or park anywhere along Santiago Canyon Road. The entrance gate will not open until 7 a.m. Anyone stopped or parked along Santiago Canyon Road prior to the opening will be subject to citation. Thank you for your cooperation with regards to the safety of everyone on the road. Please plan your drive accordingly.
- No camping is allowed.
- No RC boats or drones allowed.
- No amplified music is allowed.




Rainbow Trout




Largemouth Bass



Catfish




Crappie



Bluegill

Activity Times

Sat Time Slots		FISHING	
Sat	8:40 to 9:15		
Sat	8:55 to 9:30		
Sat	9:10 to 9:45		
Sat	9:25 to 10:00		
Sat	9:40 to 10:15		
Sat	9:55 to 10:30		
Sat	10:10 to 10:45		
Sat	10:25 to 11:00		
Sat	10:40 to 11:15		
Sat	10:55 to 11:30		
Sat	11:10 to 11:45		
Sat	11:25 to 12:00		
Sat	1:10 to 1:45		
Sat	1:25 to 2:00		
Sat	1:40 to 2:15		
Sat	1:55 to 2:30		
Sat	2:10 to 2:45		
Sat	2:25 to 3:00		
Sat	2:40 to 3:15		
Sat	2:55 to 3:30		
Sat	3:10 to 3:45		
Sat	3:25 to 4:00		
Sat	3:40 to 4:15		
Sat	3:55 to 4:30		



Contests!

Campsite Decoration (Pack/Unit Contest)

This year's theme is Monsters vs Aliens, Decorate your Campsite to be your in a cool theme!

Best Skit (Unit Contest)

Show off your best themed skit, sign up during free time at the registration booth.

Pumpkin Carving Contest (Individual Contest)

Bring in your own Pumpkin. Put your name and unit number on the bottom and bring it to the stage during Dinner/ Free time for Judging.

Suggested Camping List

Here is a helpful camping list for this event.


Personal Items

- Scout Spirit
- 6 Essentials
- Class A Uniform
- Complete Change of Spare Clothes
- Pack Class B or Scouting T-Shirt for Activities
- Sneakers or Hiking Boots. (No Open Toed Shoes or Sandals Due to the Terrain)
- Towel
- Sleepwear
- Underwear and Socks (2 days)
- Long Pants for Cool Evenings and Mornings
- Sweater and/or Warm Jacket
- Flashlight & Spare Batteries
- Broad Brimmed Hat & Sunglasses for Sun Protection
- Pocket Knife for Craft Activity (Whittling Chip Required. No card = No knife)
- Rain Gear/Poncho
- Personal Medications & Prescriptions
- Toiletries-Hair brush, etc. (No Shaving Lotion or Perfume)
- Toothbrush & Toothpaste*
- Sun Block – Minimum SPF 15*
- Chapstick*
- Soap & Hand Towel*
- Den Skit or Song for Rally
- * Use fragrance-free if possible



Camping Items

- Tent, Stakes, Hammer, (Hand Broom & Dustpan Optional)
- Ground Tarp for Under Tent
- Sleeping Bag, Pad, Air Mattress, or Cot & Pillow
- Camp Chairs (Foam garden kneeling pads can be carried in your daypack to sit on)
- 25 ft Nylon Cord and Clothes Pins for Drying Your Clothes
- Lantern with Extra Batteries
- First Aid Kit
- Recloseable Bags/trash bags
- Wet Wipes



Directions!



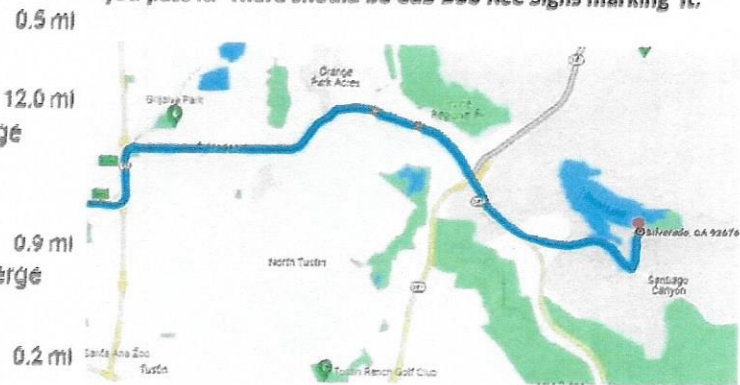
Take I-405 S and CA-22 E/Garden Grove Fwy to E Chapman Ave in Orange. Take exit 14 A from CA-55 N/State Rte 55 N

Follow E Chapman Ave to Santiago Cyn Rd

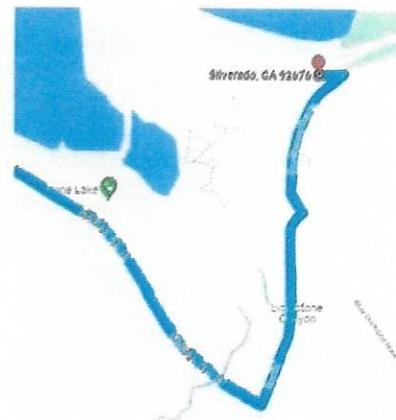
- 6. Merge onto I-710 N 26 min (27.2 mi)
- 7. Take exit 4 for Interstate 405 S/Interstate 405 N toward San Diego/Santa Monica 2.6 m
- 8. Keep right at the fork, follow signs for I-405 S/San Diego and merge onto I-405 S 0.1 m
- 9. Use the right 3 lanes to take exit 21 for Garden Grove Fwy/CA-22 E 10.6 m
- 10. Continue onto CA-22 E/Garden Grove Fwy 0.5 mi
- 11. Use the left 2 lanes to take exit 17C to merge onto CA-55 N/State Rte 55 N toward Anaheim/Riverside 12.0 mi
- 12. Use the right 2 lanes to take exit 14 A to merge onto E Chapman Ave 0.9 mi

- 13. Merge onto E Chapman Ave 13 min (7.6 mi)
 - Pass by El Pollo Loco (on the left in 1.2 mi)
- 14. Continue onto Santiago Cyn Rd 4.2 mi
- 15. Use the left 2 lanes to turn slightly left to stay on Santiago Cyn Rd 1.0 mi
 - Destination will be on the left

You will pass Irvine Lake and the RV Park and make a left after you pass it. There should be Cub Boo Ree Signs marking it.



NOTE: Use Lakeview Park Camping Area to map the location otherwise it will take you to the Irvine Lake Fishing Booth!



Pack _____

Final Score _____

Patrol Name: _____

Patrol Members/Rank: (Max 4)

WEBELOS CHALLENGE

1. Patrol Flag Making -

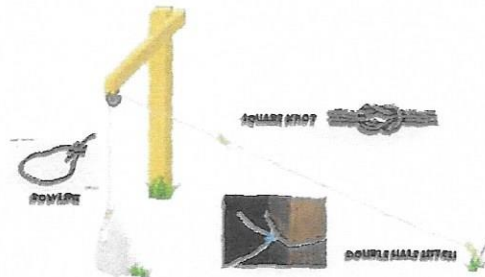
Make a Patrol flag, you will draw tiles (Color, Adjective, Animal) for Patrol Name for the Day, and construct a flag based on that. You will carry the flag to the other activities and Post the flag when you are done and turn in your worksheet.

Flag will be judged on Creativity, and Identification (Pack, Patrol Name), score will be 1-5 (5 being best) *BONUS* earn 5 bonus points if you can come up with a Patrol Yell.

FLAG CHALLENGE POINTS _____

2. Knot Challenge -

Tie a bowline, a square knot, and a double half hitch, with 2 different ropes, to lift a gallon of water 1' off the ground, like the illustration:



Judged on: Time and Accuracy. Tied ropes must hold jug up for 5 seconds. Incorrectly tied knots, 10 second penalty

KNOT CHALLENGE TIME _____

3. Tent Challenge -

Unpack and Pitch a Tent, then properly bring it down and fit it back in the bag (stakes will not be required)

Judged on: Time

TENT CHALLENGE TIME _____

4. Scout Trivia -

A Scouting Trivia, 15-20 Webelos level questions for the Patrols to answer

Judged on: Score; Tie Breaker Time

SCORE _____ TIME: _____

5. 1st Aid Trivia-

Do you know how to fix/treat different ailments

Judged on: Score; Tie Breaker Time

SCORE _____ TIME: _____