

Orange County Council

Golden West District Camporee

March 31st – April 2nd 2023

GENERAL CAMPOREE INFORMATION

What is Camporee?

Join over 200 Scouts BSA youth and adult leaders for a weekend of non-stop fun, patrol competitions, and good cooking.

The Camporee is a patrol-based competition that reinforces leadership and problem solving. Regardless of the event names, Scout's agree that the teamwork, fun, and pride they experience when accomplishing their tasks will stay with them for life.

PURPOSE

Camporee is an exciting district-wide event promoting Scout skills and fun. It is meant to be used by the troops and crews as one means of measuring progress in developing their Scouts. Over the weekend Scouts from many troops and crews join to compete in challenging events, apply leadership skills and engage in fellowship with Scouts outside of their own troop. The most important part of each Camporee is for Scouts and Scouters to have FUN! The events are designed to test various Scout Skills and encourage teamwork among the competing cohort. The Golden West District Camporee will be staffed by Scouts and Scouters from units throughout the District. This year our Camporee adventure will be led by Mr. Dan Moran and Mr. Bruce Finson.

This camporee will require Scouts to focus on Scout Skills. It is strongly recommended that Scouts practice these skills prior to the camporee. The events focus on Scouting Skills requirements associated with the Trail to First Class, in other words, the basics. The competition will be by Patrol and Campsite Inspection will be by Troop. We hope to have the events staffed as much as possible by our older Scouts with the assistance of adult leaders. The Patrol Method and Youth Leadership are keystones in Scouting.

Camporee will provide 10 competition events for each patrol. Three areas are judged during the course of the event and the ten competitive events are judged during the Saturday competition. All areas will test the patrols' scout skills and are founded in the skills taught in the ranks of Scout through First Class.

Who: Registered Scouts BSA youth and adults and Webelos/AOL Scouts with an adult partner.

This event is primarily designed for Scouts BSA youth to compete with other patrols from their own and other units in the Goldenwest District. We are also inviting Webelo and AOL dens who wish to come participate in the events and campfire to attend if they would like. They are allowed and encouraged to come participate for the day, but it is a day only event for Webelos and AOLs as they are not permitted to camp overnight at this event. A specific event called Camperall is held every October just for Webelos and AOLs where they get to camp for the weekend.

When: 4 pm March 31st – 10 am April 2, 2023

Camporee Theme

Every Camporee has a fun Theme to promote spirit within the Troops. The Camporee theme this year is “**Marvel vs. DC**” based loosely on the popular movies, television series and games! Units are encouraged to incorporate the theme into their cohort flags and event t-shirts.

Camporee Location – Firestone Scout Reservation

- 19001 Tonner Canyon Rd, Brea, CA 92821 (Map attached)
- Actual site is more than 3 miles from entry gate and a solid 15-minute drive from gate.
- **Camping:** Loma Linda **Events:** Wyote
- Event Map will be forwarded at a later date and posted to the District Website Camporee Page.
- Expect that you will be able to drive near to your event site for event setup. The Camporee staff will coordinate a drop off zone for easy access.
- Troop Trailers will be need to be stored within your campsite, not at event sites. Please plan accordingly.
- **Registration:** The Council registration will be coordinated via Black Pug.
 - As with past Camporee events, please contact the Council Representative, Anthony Geukens, if you encounter any registration challenges.
 - **After March 17th the fee will go up to \$50 per youth and adult**
 - **Cutoff Date: March 24th (7 days before Camporee)**
- <https://scoutingevent.com/039-GWCamporee2023>

Camp Cost

This year's Camporee cost structure is as follows.

\$40 All Scouts attending the weekend event, even if for a portion.

\$40 All Scouters attending the weekend event, even if for a portion.

\$25 All Scouts/Scouters *staffing* the weekend event.

\$20 All Webelos & AOL Scouts attending the event for Saturday day only.



Camporee Senior Patrol Leaders and Adult Staff:

Senior Patrol Leader: Kyle Daniels (T642)

Campfire Youth Coordinator: **TBD**

Adult Co-Advisor: Dan Moran

danmoran72@gmail.com

Cell# (213) 219-1666

Adult Co-Advisor: Bruce Finnsson, Program Chair

eagle63267@aol.com

Cell# (714) 329-2806

District Executive: Sarah Whittenberg

sarahw@ocbsa.org

Cell# (714) 329-7521

Council Liaison: Anthony Geukens

anthony.geukens@scouting.org

Cell# (714) 906-0927

To maintain Scout appropriate communication, please copy Mr. Moran when communicating with the SPL. Please, do not contact the SPLs directly. Thank you.

Check-in: Units may begin checking in at 4:00 PM Friday evening, absolutely no arrival prior to 3 pm, no check-in after 8:00 pm. Priority Check in will take place Friday evening between 4 and 7 PM at Camping Headquarters, located to the right side of the entry to Loma Linda Campsite. To check in all units should have ready the Patrol Registration Form, all permission slips, and medical records for all participating campers. Units will also need any fees due for additional campers not registered on Black Pug during online registration. Every effort should be made to arrive as a unit, and check-in must be done as a unit as well *by the Unit Leader*.

Patches:

Participation patches will be provided for all registered and paid attendees. Patches will be issued when a unit checks out on Sunday, pending availability. Saturday day use members, please pick up a patch at checkout.

COVID-19 Guidelines

Currently we have no COVID-19 Restrictions in place. *More details to be forthcoming if such need arises.*

Participant Records

Unit Leaders are responsible for ensuring any adult attending Camporee has current Youth Protection Training and has completed California's Mandated Reporter Training. All adults camping overnight must be registered with BSA as adult leaders.

All units must have the permission slips and medical forms for each camper. Be prepared to show them when checking in. Permission forms are attached to this leader's guide.

Required Paperwork:

The following paperwork should be prepared for each patrol attending:

- Three copies of the patrol roster form. All patrol members attending will be listed alphabetically by last name. This form can be downloaded on the registration site or print a copy from this packet and fill it out. One copy will be turned in during check-in. One copy should stay with the Scoutmaster and one copy should be with the patrol leader.
- One signed copy of the BSA medical records form for each scout attending the event, in alphabetical order by last name. Medical forms will be kept by the Scoutmaster, or lead adult. **Note: the medical forms require either copies of**

medical insurance cards or medical insurance company and policy number information on the first page in order to be considered complete.

- Two copies of the BSA content consent to participate form. One copy will be kept by the Scoutmaster and one copy should be carried by the Scout during the event.
- Two copies of the BSA CA Rifle Parental/Legal Guardian Permission Form for each Scout participating in the shooting sports.

General Event Notes

- Troop campsites will be in designated areas, camping outside these areas is prohibited.
- There is a fire ban in effect and Troops will be NOT allowed to have campfires of any kind. Only propane stoves are permitted.
- Please notify the Staff in advance of any of your scouts' special medical needs. We need to be able to recognize any special conditions. Your cooperation could help prevent serious problems.
- Every Scout and Leader must be currently registered with the Boy Scouts of America. There can be no exceptions. Every leader must have completed Youth Protection Training and California's Mandated Reporter Training.
- Day-Only Adult Visitors and Webelos/AOLs (registered and trained) will be allowed to visit the camporee on Saturday and stay for the campfire for a reduced fee of \$20. They will not, however, be allowed to stay overnight at the camporee or participate in any activities beyond volunteering to help with Troop events.
- Each troop is responsible for the Scouts in that troop.
- Each patrol must have a patrol flag. Specific details about the flag are provided later in the guidebook.
- Take nothing but pictures, leave nothing but footprints. Leave No Trace principles should be followed by everyone in attendance.
- It is strongly suggested that the Scout Handbook and Field Book be used as reference during the event.

The Scout Oath and Law will govern all participants.

Camporee regulations are necessary to ensure that every Scout and Leader has not only an enjoyable experience, but a safe one as well. The above list is not intended to be

complete but is important and must be agreed upon by the adult and boy leaders of the troop to ensure the safety of all present.

Patrol Method

The patrol method will be the means of adventure for the weekend. Patrols will be camping, cooking, and competing as individual patrols. The patrol should be led by the patrol leader with no interference from any adults with the exception in circumstances where the immediate health and safety of the campers are a concern. Points will be deducted from the patrol for instances of adult interference. If an adult is witnessed to continue to interfere with the patrol the adult will be asked to provide his or her services elsewhere within camp.

Adult Leadership

Each troop must provide national BSA policy of 1 adult per 10 scouts (with a minimum of two *adult leaders*) for the duration of Camporee. Both adults must be over 21 years of age, registered with their troop and with current YPT training. *Adult leaders* are there to supervise and ensure scouts are interacting appropriately. The *adult leaders* must camp with the troop. All other adult adults attending the event and camping with the troop must also be registered with the unit and possess current YPT training. The *adult leaders* must be present when Scouts are in camp and need to actively supervise when Scouts are cooking/using stoves. They should have minimal interaction with patrols and allow patrol leaders to provide leadership to Scouts. *Adult leaders* should immediately step in if they see something dangerous or inappropriate (as done in all events.)

Ideally, one adult advisor should accompany each patrol throughout the weekend, but also understand that the layout of the campground and event areas are such that you will likely be able to see your youth at all times. Their primary duty will be to provide loose supervision and to photograph the patrol. Any additional adults will be encouraged to help out on staff throughout the weekend and will camp within the adult area of their Troop's designated campsite. Remember we are here to provide a program for the youth, not to provide a getaway for the adults.

Garbage and Recyclables

Pack it in, Pack it out...Sustainably. Throughout the weekend each patrol should keep garbage and recyclables separated. Units should be prepared to haul out all recyclable and non-recyclable garbage created by their patrols in their patrol sites. No trash can be left at Firestone Scout Reservation.

Camp Medic

We will have qualified medical personnel on-site for serious incidents or emergencies, but youth should be encouraged to use their First Aid Skills to address any minor issues that are within their training. Each Troop **must** bring a Troop First Aid kit. Mrs. Stacy Byone will be there Friday through Sunday. Sandy Vo has also volunteered to help out as needed. In the event of an emergency where emergency medical assistance is called (Fire Department), the scout **MUST** be transported off the premises. Any occurrence significant enough to summon medical assistance ends the participation of that Scout or Scouter for the weekend. There is no debate on this matter and parent opinions don't weigh in.

Meals

Troops are responsible for **ALL** meals for the youth and adults in their unit. Patrols should cook, eat, and clean-up as a group. This **includes** Friday evening dinner.

Spirit & Event Information

Patrol Flags and Yells

Each Troop will divide their Scouts into Camporee patrols (ideally but not necessarily the same patrol in their Troop). These Camporee patrols will be encouraged to make a patrol flag and come up with a patrol yell. Patrol names *can* tie into the Camporee Theme (Marvel vs. DC), but that is not *required*.

The flags will be judged at the opening ceremony on Saturday morning. There is no specific flag guidelines. It can be the patrol's customary flag, or one incorporating the Camporee theme. The best-looking patrol flag, in the opinion of the youth SPL staff, will win.

Camporee Campfire

Each Unit should plan on performing an entertaining skit in the Camporee Campfire on Saturday night. While fire conditions do not permit us to have a traditional wood fire, we will have a propane fire and a formal campfire hosted by our youth leadership. Spirit points will be awarded for participation and for the best skits. We sincerely want this to be a memorable campfire and getting the youth excited about it and participating is paramount to this success. That being said, we will screen skits for quality and all skits are subject to Staff approval.

Preparation for Camporee:

The primary reasons for holding the Camporee is to test a patrol Scouting skills, develop teamwork, and increase the level of Scouting Spirit within the Golden West District. The following information should be used by Scoutmasters and patrol leaders to prepare the troop/patrols for Camporee:

- Each patrol competing should be the normal scout patrol that has been together during the scouting year. By participating in this method, each patrol can measure how their scouting skills are maintained throughout their individual programs. The SPL and Scoutmaster can then adjust their individual programs to aid in each patrol's scouting skill development. Setting up patrols of all senior scouts specifically for Camporee in order to score high in the competition does not serve the purposes of Camporee and is not highly regarded highly by the judging staff.
- Have patrols designed and prepare patrol flags, and yells/song. A patrol's spirit are judged during every event during the competition day and will help Scouts develop the teamwork necessary to do well.
- Have patrols practice construction of camp gadgets (pioneering) and camping set-up in advance. This will aid them during their set-up Friday evening, and be helpful in the campsite inspection competition.
- Make sure patrols understand they should be they should secure all required equipment prior to Camporee so they do not end up without necessary items during set-up.
- Properly label or identify all troop and patrol articles.
- Make sure patrols procure all badges of office, troop numerals, etc. and ensure that they are all properly attached to the Scout uniforms prior to the event.
- Patrols should be "uniform" for Friday's check in. Field uniform shirt is required but patrols can determine if they are all wearing items such as scout shorts, scout pants, scout socks, hats, neckerchiefs, etc. A patrol will be judged on how all members have identical uniform components, not on their adherence to the field uniform, as described in the Scout Handbook.
- Ensure that all canvas goods tents, dining fly, etc. meet the required fire retardant standards.
- Have all patrol information displayed clearly in campsites.
- Make sure patrols understand that they are expected to live up to the Scout Oath, Law, and Motto during the entire Camporee event. Scoutmasters witnessing scouts exhibiting behavior not consistent with the Scout Oath or Law should

observe only and report to the Headquarters. If such behavior is within the Scoutmaster's own troop, the Scoutmaster should deal with it directly within their own troop's discipline guidelines.

- **Review the Camporee Code of Conduct with all Scouts attending Camporee.**

CODE OF CONDUCT DURING CAMPOREE

I recognize that my personal conduct and that of all participants attending the Camporee will do much to enhance the image of Scouting. I therefore accept the following Code of Conduct.

- The Scout Oath will be my guide throughout the Camporee.
- I will set a good example by keeping myself neatly dressed and presentable. The Field Uniform will be worn during Friday check-in, Saturday flag ceremony and campfire. During the competition events on Saturday, an Activity Uniform or Patrol/Troop shirt may be worn.
- I expect to attend all scheduled Camporee activities.
- In consideration of the other participants at the Camporee, I agree to be in my tent and remain quiet from lights out to reveille.
- I will be responsible for keeping my tent clean and neat, and will adhere to all Camporee policies and regulations.
- I pledge to do my share to prevent littering and defacing of the Camporee site.
- I agree that no gambling of any kind will be permitted.
- I understand that illegal possession of or use of drugs, alcohol, harmful substances, fireworks and firearms is strictly prohibited. In addition, smoking, vaping, chewing tobacco or any other form of tobacco or herbal usage is strictly prohibited.
- I understand that I will be personally responsible for any loss, breakage or theft of property, which I cause.
- All knives must conform to BSA policy.
- Campsite etiquette will be strictly enforced. Permission must be granted before entering another troop/patrol's campsite and no one is permitted in someone else's campsite when they are not there. Unit leaders will be informed of violations. Camporee judges are permitted to enter sites during inspection periods.

Arrival at Camporee

Friday, March 31st 4:00 pm to 7:00 pm



Firestone Scout Reservation
Loma Linda Campground
19001 Tonner Canyon Rd
Brea, CA 92821

From the 57 South, exit Brea Canyon Rd (Exit 13.) Turn right on Brea Canyon Rd and drive south (parallel to freeway) to Tonner Canyon Rd, Turn left and proceed on Tonner Canyon Rd. to Firestone main gate.

Proceed on the main road, following the signs to the Loma Linda campground. It is approximately a 10-minute drive through Firestone to the camping area we will be using. It is all the way at the end of Firestone, straight to the rear of the property, not turning up the hill at any point.

Scout Drop-Off:

At the designated area, about ¼ mile from the camping area, Scouts are dropped off. A Backcountry patrol must have backpacks and carry all gear from this point, (with the exception of a cooking table.) A Frontcountry patrol should carry a day pack containing the 10 Essentials. Along the hike to camp, the patrol will participate in various check-in and inspection stops. This is a scored component of the event. See Appendix 2.

Gear Drop Off:

After Scout drop off, adults will be directed where to drive to the gear drop off area for their Troop. Adults need to unload gear immediately and proceed to the parking area.

Parking permits will be provided for those staying for the weekend. Cars are not allowed to park **for any duration** in the camping area. Patrols will hike to this area and will carry gear into their campsite. Trailers must be driven to the unit's camping area, unhooked, and have wheel chocks placed on all sides of all tires. The tow vehicle must then be driven to the parking area without delay, before the trailer is unloaded. Firestone regulations require all trailers are detached from their tow vehicles while parked on site.

Troop campsites, separated by patrol

There will be specific camping space available and assigned to each Troop in the location provided to us Firestone Scout Reservation. Troops must camp together in their designated area. Troops will camp together and each unit will be issued a site approximately 50' by 50'. If size permits, each patrol will be designated their own area within the campsite. Adults need to mark their tent/camping area so it is not part of the judging. Campsite must be set up in defined area and there is no moving of campsite markers or stakes. ONLY vehicles pulling Unit trailers will be permitted longer than momentarily into the camping area and that will be to drop the trailer. All vehicles must remain in the designated parking area throughout the event. The access road to the camping area needs to be kept free of traffic. The access road shall not be blocked at any time during the event, as emergency access to the camping area must be available at all times.

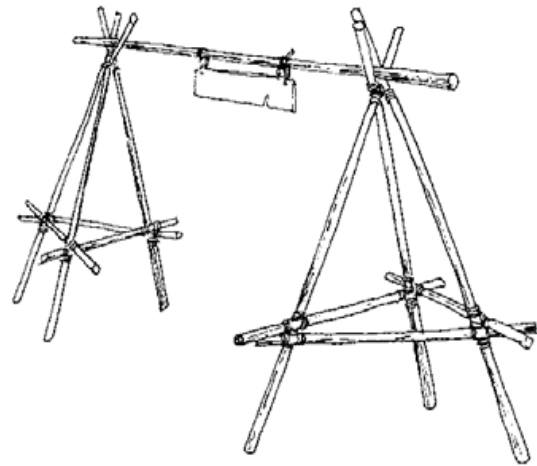
Campsite components and guidelines:

- Each patrol needs to select a campsite format (no roping off of sites):
 - Frontcountry Campsite (car camping): Features of this site are a pioneering camp gadget or identification post/sign, a designated cooking area with patrol box or other organized storage of food and equipment and a tent area. The whole camping site must be organized and clearly delineated between patrols. See scoring sheet for specific components of this type of sight. Appendix 4.
 - Backcountry Campsite (backpacking): This site is designed to be constructed with just what Scouts can bring in backpacks. Some elements of a backcountry site cannot be easily replicated in a Camporee setting but sites will be judged based on how Scouts integrate components of a backcountry site and set up a site as close as possible to an actual backcountry site. See scoring sheet for specific components of this type of site. (A cooking table and items for a pioneering camp gadget may be dropped off and do not have to be backpacked into camp.) Appendix 5.

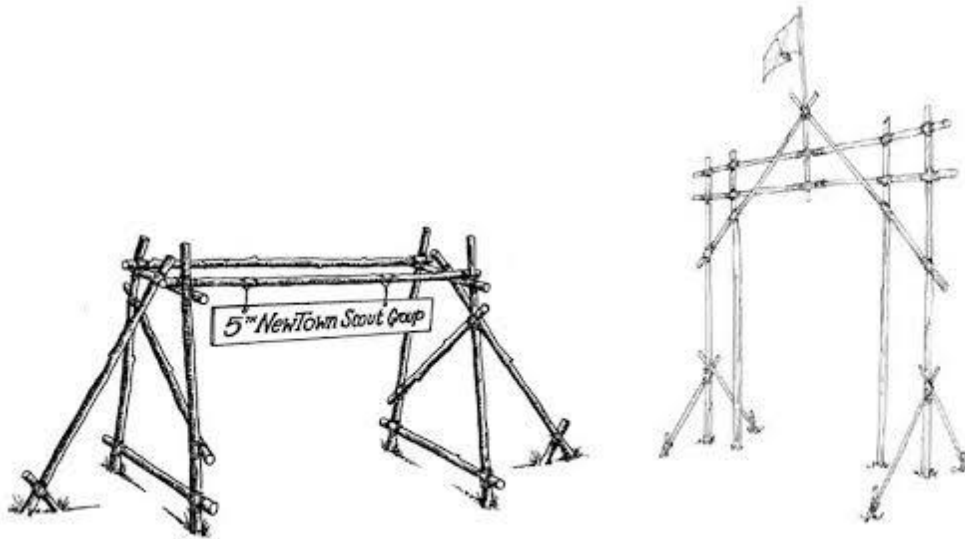
- Each patrol campsite must be marked with a patrol flag and or patrol sign or plaque. Troops should identify themselves with troop flag and an American flag.
- This is a pack in, pack out event. Troops must supply their own plastic trash bags. Troops are responsible for removing all garbage with them when they depart Camporee.
- Gray water must be disposed of as follows: Each campsite must have a 5 gallon bucket with a screen for proper disposal of gray water. When full, the 5 gallon buckets must be dumped into the designated gray water collection site in Loma Linda campsite, which will be identified and centrally located in the camping area. Gray water may not be dumped on the ground or at perimeter of camp/trees. Grease should be cooled and dumped into trash bags - it should not be discarded in the camping field or perimeter/trees. Gray water may not contain food material or trash.
- Water faucets are located throughout Loma Linda and Wyote and are for container/water bottle filling and hand washing only, NO dishwashing, teeth brushing, etc. in this area.
- Troops may use propane stoves for cooking on a table at least 18 inches off the ground. There is no use of propane fire rings anywhere in camp except during the campfire program. Open fires and charcoal are also not permitted.
- Troops may want to bring sunshades, tables and chairs, as there are no trees or picnic tables in campsites.
- Remember, this is a competition, and points are awarded for clear layout, organization and identification of areas.
- At least two trained adults must camp with each troop and should be present during all times when Scouts are in the campsite (morning, lunch and evening.)
- During Saturday competition times, **no scouts should be in the camping area**, unless they are approved to retrieve items or other needs by their scoutmaster or camp staff.
- Scouts must always travel in the buddy system.
- Scouts may not use cell phones while at Camporee. There is no cell service provider in the camping/competition area. Many troops allow Scouts to access phones during transportation, but phones should be kept in locked cars or other means that troops utilize to ensure Scouts do not have phones during the event. Any Scout seen with a phone will have it confiscated. Any Scout seen with a phone will have it confiscated and it will be returned to their Scoutmaster. Scouts who need to contact parents or have other cell phone needs, must see their

Scoutmaster. Scoutmasters may have to drive forward towards Firestone's front gate to gain cell coverage.

- Cooking - Breakfast and Dinner on Saturday will be cooked by each patrol in the camping area. Saturday lunch must be a "trail lunch" and prepared Saturday morning and taken with each Scout when they depart for the competition area. No Scouts are allowed back into camping area until late Saturday afternoon.
- Stoves - When cooking, stove safety rules must be followed according to the Guide to Safe Scouting. Once a stove is hooked up, it may be left assembled for the weekend. BSA-Approved stoves, canister type, butane or propane may be used. All cooking must be done above ground stoves (18" minimum.) Backcountry sites must bring a portable table for cooking which may be dropped off in gear area and does not need to be carried in.
- Kybos: Scout Male and Female and Adult Male and Female port-o-potties will be available. Scouts are expected to keep these clean and only use the proper one. Any horseplay or Scouts not keeping the kybos clean will be reported to their Scoutmaster.
- Each Unit is responsible for its own camping equipment. At no time should scouts or leaders walk through another campsite without requesting "permission to enter."
- **Gateways:** Troops are *highly* encouraged to build Gateways denoting the entrance to their campsite. They can vary from simple to elaborate, but should be obvious to the untrained eye.



A few examples are included below:



Check-Out from Camporee

Firestone front gate opens at 7:00 AM. However, the Camporee gate and Headquarters will not open to cars for pack up until 8:00 AM. Troops are encouraged to begin packing up in the morning and organize gear for pick up. The cars will be allowed to enter the camping area starting at 8:00 AM. For packing, cars/trailers will be allowed on the main road/path in the camping area. Please advise drivers to be EXTRA CAREFUL when driving in. Parking should be *off* the road near the campsite and allow for vehicles to pass. When exiting, cars must proceed to the end of the camping area, turn left and proceed back to headquarters on the road north of the camping area.

All units may begin departing at 10:00 AM, Sunday, after they have checked out with headquarters and are issued their patches. In order for patches to be issued and a troop to depart, campsite must have no evidence of being camped on. All trash must be picked up and packed out. Please make sure you are out of the campground no later than 11 AM.

Event Site Assignments

Proposed Troop Event Sites will be discussed in Zoom meeting to balance needs of events for spacing.

Camporee Competition

Competition scoring will begin when each patrol checks in and continues until Sunday morning. In addition to how patrols score in the competition areas, at many areas patrols will be scored on their scouting skills, spirit, teamwork, and use of the patrol method as they function during the weekend.

Camporee competition is open to patrols with scouts up to and including Life rank. Eagle Scouts are not allowed to compete. Senior Patrols predominantly made-up of Life and Eagle Scouts are encouraged to contact the Camporee Chairman to be on staff so they can share their knowledge and help grow the next generation of Eagle Scouts. All non-competing Senior Patrol Leaders should also contact the Camporee chairpersons to be on staff. Patrols are expected to compete in all events, and points will be awarded based upon the guidelines posted below. Non-participation in an event will result in no points being awarded for that event.

Scout Handbooks are permitted in camp and can also be a reference IN BETWEEN competition events and or for patrol leaders to present a challenge. Scouts must keep handbooks in daypacks and they MAY NOT be taken out during a competition event. If scouts are seen using a handbook, or cell phone or other device, during a competition event, the score will be a "0" for that event. Camporee can also be a good time for rank

advancement sign off. Scouts should work with their patrol leader/adult leaders if they can you use their participation in a competition station for rank advancement sign off.

Four ribbons are issued based on the on a patrol's total points:

- Presidential: 1100-1200 points
- First Award: 1000-1099 points
- Second Award: 800-999 points
- Third Award: 600-799 points

All competition events will be created from the scout handbook. The following events will be part of the overall scoring for the 2023 camporee. Note before leaving a competition station, patrol leader should review scoresheet with station staff to ensure accuracy. Challenges on correctness of questions/test answers should be reviewed at this time with station adult.

Outdoor Skills:

Hike and Check-In = 100 pts

All patrols will hike into Camporee from the Drop Off area. The Patrol Leader is responsible for checking in the patrol. 10 Essentials should be carried by scouts during entire event and will be checked during hike in.

Scout should wear the official Boy Scout uniform (Field Uniform) shirt and similar pants/shorts (Scout pants/shorts recommended but not mandatory.) All Scouts should be wearing appropriate shoes for a day hike. See Hike In and Check In Scoresheet (Appendix 2) for more details.

Scouts will be judged on their trail manners, their ability to recognize and follow directions and the way they adapt to trail situations and various trail conditions. Patrol judges *may* not be in plain sight of hiking patrols.

Campsite = 100 points

Patrols will be judged on their campsite organization, cleanliness, and adherence to BSA campsite guidelines, cooking, food storage, cleanliness and other Camporee guidelines listed on the score sheet. Camps may be Frontcountry or Backcountry sites. Each method has a separate scoring sheet worth 100 points. (Appendixes 4 and 5)

Cooking and Cleanliness = 100 pts

Patrols will be judged on their written menu and written duty roster for all meals prepared at Camporee. Additionally, patrols will be judged on equipment storage, food storage, trash storage, cooking area organization and cleanliness. (See Appendix 3)

General Event Listing / Descriptions

Below is a list of general descriptions of the events your Scouts will do. More detailed information to come.

Event Volunteers

Even more so than with previous District Camporee events, ***Troops are needed to volunteer to make this Camporee successful.*** We encourage Troops to honor service hours for their volunteering Scouts. Event volunteers should be prepared to provide oversight to the Troop planned events. Event documentation & scoring methods are due to the adult coordinators by March 15th. Event scoring methods will be verified by the SPL and Adult Coordinators. The SPL team will contact the event Council Liaison if there are any questions or concerns regarding how an event is scored.

Order of the Arrow Trading Post

The Order of the Arrow will be running a Trading Post in the Events Area on Saturday during the event. Bring your low denomination currency and your sweet tooth! They will have candy, snacks and beverages of all varieties

Guidelines for Troops on running Events

Events need to be well-tested and conducted with *consistency*. Troops will be responsible for all items needed to run the event. They will also be responsible to score their own event and provide score sheets to the Camporee staff. Assistance can be provided in the development of scoring sheets and criteria. Troops should plan on providing hand sanitizer and any necessary cleaning equipment just as a general precaution.

Event Planning

- Enable the youth to develop and execute an event using E.D.G.E. methodology.
- Establish idea(s)
- Identify Requirements and understand timeline
- Document how the event will be run, including:
 - Number of staff needed to run the event smoothly

- Staging area for patrols who are waiting
- Event Layout
- Where staff needed to be stationed
- Scoring methodology
- Equipment needed

Competitive Patrol Events

The competitive events will focus on the scout skills used in Scouting Adventures. Every patrol will get a base score for participating with additional points available for the patrols averaged knowledge of the subject as well as Scout Spirit. Each patrol will have a schedule given to them Saturday Morning at the Opening Flag Ceremony. Each event will be roughly 25 minutes in total length; 5 minutes for introduction and 20 minutes to complete the event. Shooting events will take longer due to mandatory safety instruction. Each event should have the capacity to handle up to 3-5 patrols in each scheduled slot.

Scoring: Patrols will be award for 1st, 2nd, and 3rd place in each event based on their scores. In addition, each patrol will receive a Novice, Bronze, Silver, or Gold rating for each event, based on the patrol's overall knowledge of each skill. This rating will be provided to the patrol during Camporee recap for their reference to better themselves as a patrol after camporee.

Awards

Awards will be presented for **overall** First, Second and Third place.

Scout Skills:

Fire Safety and Nature = 100 pts - Troop 671

Patrols will be judged on their knowledge of how to use fire safely and responsibly, types of camp fires and applications, proper components and construction of a campfire, how to prevent home fires, how to handle fire safely, burn prevention, and camping safety. For preparation, patrols can use references such as the Scout Handbook and Firem'n Chit. Due to Firestone regulations, *no actual fires can be built* so information will be tested using other methods. Patrols will also be judged on their knowledge of Nature including plant and animal identification and Leave No Trace.

First Aid = 100 pts – Troop 658

Patrols will be judged on their knowledge of BSA First Aid requirements for Tenderfoot through First Class rank advancement. Each scout should have a personal First Aid kit as part of their 10 Essentials and carry it for the duration of Camporee.

Knots (Troop 295) & Lashings (Troop 670) = 100 pts each

Patrols will be judged on their knowledge of BSA Knots and Lashings, their use and how to tie them. Knots to prepare for are: Square, 2 Half Hitches, Sheet Bend, Taut Line Hitch, Bowline, Clove Hitch and Timber Hitch. Lashings to prepare for are: Tripod, Square, Diagonal, Round, and Shear. Lashings will be judged on the campsite gadget. Knots will be assessed at the Saturday event station and Lashings in a Go-Kart Building event.

Citizenship = 100 pts – Troop 007

Patrols will be judged on their knowledge of Scouting history and the Citizenship requirements for Tenderfoot through First Class rank advancement in the Scout Handbook. Patrols should also be able to conduct a flag ceremony and how to fold/unfold and American Flag.

Camp Tools/Campsite Set-Up = 100 pts – Troop 440

Patrols will be judged on their knowledge of Knife and Ax safety as described in the requirements for Tenderfoot through First Class rank advancement and Totin' Chip in the Scout Handbook. Patrols will be expected to know all parts of a knife, ax and shovel and how to handle, properly use, transport and care for each. The event will test the patrol's proficiency and speed at tent and campsite set-up.

Navigation = 100 pts – Troops 642 & 657

Patrols will be expected to know the parts of a compass, symbols on a map, how to orient with a compass, measuring distance and how to measure the height of an object from a distance. Patrols may also complete a course using orienteering skills.

Mystery Event = 100 pts – Troop 578

Patrols will demonstrate leadership, teamwork and creative thinking to successfully solve problems. The exact nature of the situation will be revealed to the Patrol at the event.

Cooking Event = 100 pts – Troop 660

Patrols will demonstrate leadership, teamwork and culinary skill to compete in a cooking competition. The exact nature of the challenge will be revealed to the Patrol at the event.

Rifle shooting, Archery & Slingshot

These unscored events will count as spirit and participation points only, but we will recognize top marksmen in each event if there are standouts.

Scoring

Each patrol will be issued 2 challenge tickets. If they feel an answer to a competition component was not scored correctly, the Patrol Leader may present the challenge ticket to the adult supervising the competition station. All challenges must be based on the Scout Handbook and the Patrol Leader must show in the handbook where information for the challenge is found. The Patrol Leader is expected to demonstrate Scout Spirit and Respect during the challenge and accept the decision of the supervising adult. Only Patrol Leaders may issue challenges. Challenges are not accepted from adults. Incorrect score calculations are *not* subject to challenge ticket use. Errors in calculation should just be brought up to the adult supervising for correction.

Attachments

- BSA Medical Forms
- Shooting Permission Slips
- Firestone Scout Reservation Map
- Campsite Inspection Form

Schedule of Events *(subject to change)*

Friday, March 30, 2023

4:00 – 7:00 PM	Unit Check-In & Camp Set Up	Headquarters
4:00 – 9:00 PM	Patrol & Event Site Setup	Troop Campsites
6:00 – 9:00 PM	Patrol Flag Submissions	Headquarters
9:00 – 9:30 PM	Judges Meeting	Headquarters
9:30 – 10:00 PM	SPL/Adviser Meeting	Headquarters
10:00 PM	Lights Out	Loma Linda
10:00 PM – 6:00 AM	Quiet Time	Loma Linda

Saturday, April 1, 2023

6:00 AM	Reveille	Loma Linda
6:00 – 7:30 AM	Breakfast	Loma Linda
8:00 – 8:30 AM	Opening Assembly	Flag Pole
9:00 AM – 12:00 PM	Competitive Events	Wyote
12:00 – 1:00 PM	Lunch in competition area	Wyote
12:00 – 1:00 PM	Campfire Auditions	Wyote
1:00 – 4:30 PM	Competitive Events Resume	Wyote
5:00 PM – 6:30 PM	Dinner & Clean-Up	Loma Linda
6:45 PM	OA Serpentine	Loma Linda
7:00 – 9:00 PM	Campfire (Field Uniform)	Wyote
9:00 – 10:00 PM	OA Fellowship	TBD
9:00 – 10:00 PM	Get ready for bed	Loma Linda
10:00 PM	Lights Out	Loma Linda
10:00 PM – 6:30 AM	Quiet Time	Loma Linda

Sunday, April 2, 2023

6:30 AM	Reveille	Loma Linda
6:30 – 8:00 AM	Breakfast & Clean-Up/Break Camp/Campwide Clean-Up	Loma Linda
8:00 AM	Scores Published	Headquarters
8:00 – 8:30 AM	Score Tally Issues/Corrections*	Headquarters
8:00 AM	Campsite open to vehicles for packing	Loma Linda
8:15 AM – 8:30 AM	Scout's Own – each troop to have own ceremony	Loma Lina
9:00 – 10:00 AM	Closing & Awards Ceremony	Flag Poles
10:00AM	Inspection & Check Out	Headquarters

The Saturday schedule will be reviewed by the SPLs and their staff. Any last-minute revisions to the schedule will be announced at this meeting. *Any scoring discrepancies should be resolved at the event and this would only be a mathematical error in calculation.

Important Web Links

1. Guide to Safe Scouting: <https://www.scouting.org/gss/>
2. Registration: <https://scoutingevent.com/039-GWCamporee2023>



Firestone Scout Reservation Overhead View – Loma Linda & Wyote



Red circled area is the flagpole/assembly area and where we'll have campfire.

Part A: Informed Consent, Release Agreement, and Authorization

Full name: _____
 Date of birth: _____

High-adventure base participants:

Expedition/crew No.: _____
 or staff position: _____

Informed Consent, Release Agreement, and Authorization

I understand that participation in Scouting activities involves the risk of personal injury, including death, due to the physical, mental, and emotional challenges in the activities offered. Information about those activities may be obtained from the venue, activity coordinators, or your local council. I also understand that participation in these activities is entirely voluntary and requires participants to follow instructions and abide by all applicable rules and the standards of conduct.

In case of an emergency involving me or my child, I understand that efforts will be made to contact the individual listed as the emergency contact person by the medical provider and/or adult leader. In the event that this person cannot be reached, permission is hereby given to the medical provider selected by the adult leader in charge to secure proper treatment, including hospitalization, anesthesia, surgery, or injections of medication for me or my child. Medical providers are authorized to disclose protected health information to the adult in charge, camp medical staff, camp management, and/or any physician or health-care provider involved in providing medical care to the participant. Protected Health Information/Confidential Health Information (PHI/CHI) under the Standards for Privacy of Individually Identifiable Health Information, 45 C.F.R. §§160.103, 164.501, etc. seq., as amended from time to time, includes examination findings, test results, and treatment provided for purposes of medical evaluation of the participant, follow-up and communication with the participant's parents or guardian, and/or determination of the participant's ability to continue in the program activities.

(If applicable) I have carefully considered the risk involved and hereby give my informed consent for my child to participate in all activities offered in the program. I further authorize the sharing of the information on this form with any BSA volunteers or professionals who need to know of medical conditions that may require special consideration in conducting Scouting activities.

With appreciation of the dangers and risks associated with programs and activities, on my own behalf and/or on behalf of my child, I hereby fully and completely release and waive any and all claims for personal injury, death, or loss that may arise against the Boy Scouts of America, the local council, the activity coordinators, and all employees, volunteers, related parties, or other organizations associated with any program or activity.

I also hereby assign and grant to the local council and the Boy Scouts of America, as well as their authorized representatives, the right and permission to use and publish the photographs/film/videotapes/electronic representations and/or sound recordings made of me or my child at all Scouting activities, and I hereby release the Boy Scouts of America, the local council, the activity coordinators, and all employees, volunteers, related parties, or other organizations associated with the activity from any and all liability from such use and publication. I further authorize the reproduction, sale, copyright, exhibit, broadcast, electronic storage, and/or distribution of said photographs/film/videotapes/electronic representations and/or sound recordings without limitation at the discretion of the BSA, and I specifically waive any right to any compensation I may have for any of the foregoing.

Every person who furnishes any BB device to any minor, without the express or implied permission of the parent or legal guardian of the minor, is guilty of a misdemeanor. (California Penal Code Section 19915[a]) My signature below on this form indicates my permission.

I give permission for my child to use a BB device. (Note: Not all events will include BB devices.)

Checking this box indicates you DO NOT want your child to use a BB device.



NOTE: Due to the nature of programs and activities, the Boy Scouts of America and local councils cannot continually monitor compliance of program participants or any limitations imposed upon them by parents or medical providers. However, so that leaders can be as familiar as possible with any limitations, list any restrictions imposed on a child participant in connection with programs or activities below.

List participant restrictions, if any:

None

I understand that, if any information I/we have provided is found to be inaccurate, it may limit and/or eliminate the opportunity for participation in any event or activity. If I am participating at Philmont Scout Ranch, Philmont Training Center, Northern Tier, Sea Base, or the Summit Bechtel Reserve, **I have also read and understand the supplemental risk advisories, including height and weight requirements and restrictions, and understand that the participant will not be allowed to participate in applicable high-adventure programs if those requirements are not met.** The participant has permission to engage in all high-adventure activities described, except as specifically noted by me or the health-care provider. If the participant is under the age of 18, a parent or guardian's signature is required.

Participant's signature: _____ Date: _____

Parent/guardian signature for youth: _____ Date: _____

(If participant is under the age of 18)

Complete this section for youth participants only:

Adults Authorized to Take Youth to and From Events:

You must designate at least one adult. Please include a phone number.

Name: _____

Name: _____

Phone: _____

Phone: _____

Adults NOT Authorized to Take Youth to and From Events:

Name: _____

Name: _____

Phone: _____

Phone: _____



Part B1: General Information/Health History

Full name: _____

Date of birth: _____

High-adventure base participants:

Expedition/crew No.: _____

or staff position: _____

Age: _____ Gender: _____ Height (inches): _____ Weight (lbs.): _____

Address: _____

City: _____ State: _____ ZIP code: _____ Phone: _____

Unit leader: _____ Unit leader's mobile #: _____

Council Name/No.: _____ Unit No.: _____

Health/Accident Insurance Company: _____ Policy No.: _____



Please attach a photocopy of both sides of the insurance card. If you do not have medical insurance, enter "none" above.

In case of emergency, notify the person below:

Name: _____ Relationship: _____

Address: _____ Home phone: _____ Other phone: _____

Alternate contact name: _____ Alternate's phone: _____

Health History

Do you currently have or have you ever been treated for any of the following?

Yes	No	Condition	Explain
		Diabetes	Last HbA1c percentage and date: _____ Insulin pump: Yes <input type="checkbox"/> No <input type="checkbox"/>
		Hypertension (high blood pressure)	
		Adult or congenital heart disease/heart attack/chest pain (anginal)/heart murmur/coronary artery disease. Any heart surgery or procedure. Explain all "yes" answers.	
		Family history of heart disease or any sudden heart-related death of a family member before age 50.	
		Stroke/TIA	
		Asthma/reactive airway disease	Last attack date: _____
		Lung/respiratory disease	
		COPD	
		Ear/eyes/nose/sinus problems	
		Muscular/skeletal condition/muscle or bone issues	
		Head injury/concussion/TBI	
		Altitude sickness	
		Psychiatric/psychological or emotional difficulties	
		Neurological/behavioral disorders	
		Blood disorders/sickle cell disease	
		Fainting spells and dizziness	
		Kidney disease	
		Seizures or epilepsy	Last seizure date: _____
		Abdominal/stomach/digestive problems	
		Thyroid disease	
		Skin issues	
		Obstructive sleep apnea/sleep disorders	CPAP: Yes <input type="checkbox"/> No <input type="checkbox"/>
		List all surgeries and hospitalizations	Last surgery date: _____
		List any other medical conditions not covered above	



Part B2: General Information/Health History

Full name: _____

Date of birth: _____

High-adventure base participants:

Expedition/crew No.: _____
or staff position: _____

Allergies/Medications

DO YOU USE AN EPINEPHRINE AUTOINJECTOR? Exp. date (if yes) _____ YES NO

DO YOU USE AN ASTHMA RESCUE INHALER? Exp. date (if yes) _____ YES NO

Are you allergic to or do you have any adverse reaction to any of the following?

Yes	No	Allergies or Reactions	Explain	Yes	No	Allergies or Reactions	Explain
		Medication				Plants	
		Food				Insect bites/stings	

List all medications currently used, including any over-the-counter medications.

Check here if no medications are routinely taken. If additional space is needed, please list on a separate sheet and attach.

Medication	Dose	Frequency	Reason

YES NO Non-prescription medication administration is authorized with these exceptions: _____

Administration of the above medications is approved for youth by:

_____/_____
Parent/guardian signature MD/DO, NP, or PA signature (if your state requires signature)

Bring enough medications in sufficient quantities and in the original containers. Make sure that they are NOT expired, including inhalers and EpiPens. You SHOULD NOT STOP taking any maintenance medication unless instructed to do so by your doctor.

Immunization

The following immunizations are recommended. Tetanus immunization is required and must have been received within the last 10 years. If you had the disease, check the disease column and list the date. If immunized, check yes and provide the year received.

Yes	No	Had Disease	Immunization	Date(s)
			Tetanus	
			Pertussis	
			Diphtheria	
			Measles/mumps/rubella	
			Polio	
			Chicken Pox	
			Hepatitis A	
			Hepatitis B	
			Meningitis	
			Influenza	
			Other (i.e., Hib)	
			Exemption to immunizations (form required)	

Please list any additional information about your medical history:

DO NOT WRITE IN THIS BOX.
Review for camp or special activity.

Reviewed by: _____

Date: _____

Further approval required: Yes No

Reason: _____

Approved by: _____

Date: _____



Scouts BSA

Uniform Inspection Sheet

Uniform Inspection.

Conduct the uniform inspection with common sense; *the basic rule is neatness*. Every Scout should leave the inspection feeling proud to be a member of the unit.

Scouts BSA Handbook

15 pts.

The Scouts BSA handbook is considered part of a Scout's uniform. Either a physical copy or an electronic version is acceptable.



General Appearance.

10 pts.

- Allow 2.5 points for each:
- Good posture
 - Clean face and hands
 - Neatly dressed
 - Clean fingernails

Notes _____

Headgear.

5 pts.

All troop members must wear the headgear chosen by vote of the troop.

Notes _____

Shirt and Neckwear.

10 pts.

Official uniform shirt, either long- or short-sleeved with green shoulder loops on epaulets. The troop decides whether to wear the shirt tucked in or untucked. The troop may vote to wear a neckerchief, bolo tie, or no neckwear. The troop has the choice of wearing the neckerchief over the turned-under collar or under the open collar. In any case, the top button of the collar should be unbuttoned.

Notes _____

Pants/Shorts/Skort/Roll-up Pants.

10 pts.

Official pants or official uniform pants or shorts; no cuffs. (Units have no option to change.) Female Scouts BSA members may select the olive skort or roll-up pants.

Notes _____

Belt.

5 pts.

Official Scouts BSA belt, web or leather, as selected by members of the troop. All troop members wear the same style of belt.

Notes _____

Socks.

5 pts.

Official socks with official shorts, pants, roll-up pants, or skort. Either long or short socks are acceptable.

Notes _____

Shoes.

5 pts.

Leather or canvas, neat and clean.

Notes _____

Registration.

5 pts.

Current membership card or temporary certificate is on person. Digital image is acceptable.

Notes _____

Uniform points.

Total points from above (70 possible)

Insignia.* Correct placement: left pocket, 5 points; right pocket, 5 points; left sleeve, 5 points; right sleeve, 5 points; merit badge sash, 5 points; shoulder epaulets, 5 points.
Insignia points from reverse (30 possible)

Total Uniform Inspection Score

Uniform and insignia points combined.
 A perfect score is 100 points.

*For more information about insignia, see the *Insignia Guide*, No. 33066.



Total Uniform Inspection Score ▶

Name _____ Troop No. _____

Patrol _____

Our unit inspection
 will be held on

Bring this form with you.

Scouts BSA Uniform Inspection Sheet

Official Placement of Insignia

Conduct the uniform inspection with common sense; the basic rule is neatness.

Merit Badge Sash

- 5 pts. If worn, **merit badges** are attached to front (and back, if needed) of sash.
- Temporary insignia** may be worn on back.
- Notes _____

Shoulder Epaulets

- 5 pts. Green shoulder loops identify Scouts BSA participants (all members of a troop).
- Notes _____

Right Sleeve

- 5 pts. **U.S. flag emblem** centered directly below shoulder seam. Only the most recently earned **Journey to Excellence recognition** may be worn below patrol emblem or below the National Honor Patrol star.
- Musician badge**, if in band or drum corps, is worn 1/2 inch below patrol emblem.
- Notes _____

Left Sleeve

- 5 pts. **Council shoulder emblem**, unit numeral, and veteran unit bar are worn as shown snug up, and touching each other. On the official uniform shirt, the **veteran unit bar** (25, 50, 55, 60, 65, 70, 75, or 80 years) is positioned above and touching the troop numeral and in turn touching the council emblem.
- On the official shirt, the **badge of office** is centered on the pocket, as shown. On the official uniform shirt, the **badge of office** is centered and touching the unit numeral, or centered 4 inches below the shoulder seam. On the official uniform shirt, the **Trained Leader emblem** is worn immediately below and in contact with the badge of office.
- On the shirt, the **Trained Leader emblem** is centered as shown at the top of the pocket flap.
- Den chief cord** is worn over the left shoulder, under epaulet.
- Notes _____

Right Pocket

- 5 pts. **National or world jamboree insignia** (only one) worn above the BSA program or corporate strip or the interpreter strip.
- Order of the Arrow lodge insignia** worn on pocket flap.
- Temporary insignia** worn centered on the pocket or hung from the button. Only one temporary insignia is worn at a time.
- Nameplate**, if worn, is centered above the program or corporate strip and, if worn, above the interpreter strip. If worn, the jamboree emblem is worn above the interpreter strip.
- Notes _____

Left Pocket

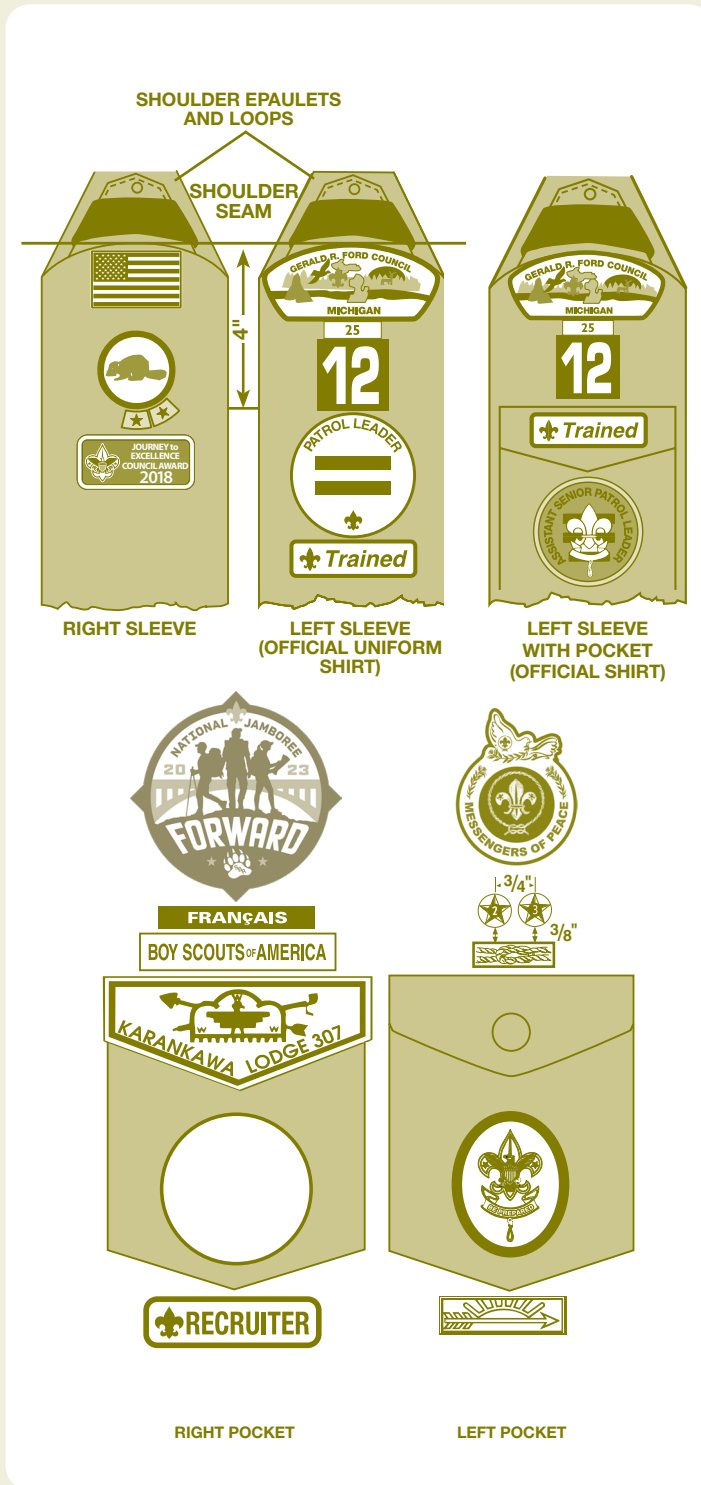
- 5 pts. **Service stars** are centered above the pocket, 3/4 inch from top point to top point and 3/8 inch from either the pocket or embroidered knots.
- Embroidered square knots** are worn centered above the pocket in rows of three.
- Not more than five medals may be worn, pinned centered immediately above the pocket (extending over knots if both are worn).
- The order of wearing knots and medals is at the wearer's discretion; typically the medal or knot the wearer deems most important is worn to the wearer's right.
- Badges of rank** are worn centered on the pocket above the Arrow of Light Award, as shown.
- The **World Crest emblem** and **Messengers of Peace ring** are worn centered horizontally over the left pocket and vertically between the left shoulder seam and the top of the pocket.
- Notes _____

Total Insignia Score (transfer to other side)

30 pts.



BOY SCOUTS OF AMERICA
1325 West Walnut Hill Lane
P.O. Box 152079
Irving, Texas 75015-2079
www.scouting.org



2023 GWD CAMPOREE

HIKE IN AND CHECK IN SCORESHEET

Troop Number: _____

Patrol Name: _____

Patrol Number: _____

Points:

5 - If all members have the item or participate

3 - If some members have the item or participate

0 - If no members have the item or none participate

Requirement	Points
Field Uniform and "Uniform" Pants/Shorts: BSA Issued Scout Shirt and <u>all patrol members have similar</u> pants/shorts (BSA pants/shorts recommended but NOT required)	
Neckerchief or Hat: If patrol has these elements - all members are participating and patrol appears "uniform." If a patrol does not have these elements - award full points for being "uniform" as well.	
Shoes: All patrol members wearing shoes appropriate for hike-in.	
10 Essentials (Carried by each Scout during check-in and for the entire event) First Aid kit, extra clothing, reain gear/jacket, flashlight, trail food, water, sun protection, map and compass, pocketknife/multi-tool and matches/fire-starter, Ask about Firem'n Chit and Totin' Chip (no points deduction)	
Patrol Yell/Song, Flag, Banner or Sign Each patrol should have an identification flag/banner/sign and also a yell/song. Patrol may be asked for yell/song and will be awarded full points if all members know the yell/song and voice it with Scout Spirit.	
Inspection Sub-Total (out of 25 points)	
Hiking Test (out of 75 points) Patrols will be observed during hike in for following BSA hiking guidelines (from BSA Handbook.) Patrols will also be asked questions about hiking rules, maintaining trails and safety during hiking outings.	
Total Points (Out of 100 possible)	

2023 GWD CAMPOREE

COOKING AND CLEANLINESS SCORESHEET

Troop Number: _____
 Patrol Number: _____

Patrol Name: _____

During Saturday Dinner preparation, eating or clean-up, patrols will be evaluated on their ability to use the patrol method when cooking. The required items below are worth the following points.

Points:

10 - Item clearly complete

5 - Item attempted or partially complete

0 - Item not present or not effective

Requirement	Points
Menus for Saturday meals (breakfast, lunch and dinner) and Sunday breakfast are posted.	
Duty roster for each menu posted.	
Equipment is properly stored (patrol box or storage bins for Frontcountry camps and backpack sacks/storage bags for Backcountry camps.)	
Food stored properly (patrol box or storage bins and ice chest for cold items with enough ice to keep foods at correct temperature for Frontcountry camps.) Backcountry camps should have appropriate freeze-dried or other light items appropriate for backpacking trips.	
Trash is stored appropriately and camping area has general organization and cleanliness.	
Observed or scouts able to correctly answer questions about dishwashing. Frontcountry sites should use a soapy bin and rinse bin to wash all items, Items left to dry in clean area. Backcountry sites should have procedure to wipe out mess kits and sterilize with boiling water.	
Observed or scouts able to correctly answer questions about food preparation. Scouts should demonstrate/answer questions related to keeping raw and cooked items separate and other food prep requirements, as identified in the Scout Handbook.	
5 gallon gray water bucket with screen in use. Gray water is free from particles and trash. Screened out items correctly packed in trash bags.	
Cooking occurring on table (no stoves on the ground) or Patrol Box. Propane is correctly stored and connected for use.	
Scouts observed with appropriate behavior during cooking. No horseplay or dangerous activity around cooking/food preparation area.	
Total Points (Out of 100 possible)	

2023 GWD CAMPOREE

FRONTCOUNTRY SCOUT CAMPSITE INSPECTION SCORESHEET

Troop Number: _____

Patrol Name: _____

Patrol Number: _____

Each patrol campsite will be inspected during Saturday program. Campsite should be left ready for inspection.

Points:

10 - Item clearly complete

5 - Item attempted or partially complete

0 - Item not present or not effective

Requirement	Points
Identification sign for TROOP site, American Flag and Troop flag (same points for all patrols)	
Identification sign for PATROL site	
Camp Pioneering Gadget installed and integrated into site. Gadget should demonstrate at least 3 different types of lashings.	
Site is well organized. The layout shown on map and duplicated in camp.	
Personal gear is in tents or outside (with appropriate pack covers - plastic trash bags OK) and tents zipped closed.	
Tents are staked down with guidelines properly set (if applicable.)	
Cooking area is clearly established and all equipment stored appropriately.	
Water container is sufficient size for storage and transportation of water.	
Fire prevention equipment is located in cooking area (fire extinguisher, water, shovel or bucket of dirt/sand) and BSA Unit FireGuard Chart filled out and posted.	
Duty roster and menu posted	
Total Points (Out of 100 possible)	

2023 GWD CAMPOREE

BACKCOUNTRY SCOUT CAMPSITE INSPECTION SCORESHEET

Troop Number: _____ Patrol Name: _____
 Patrol Number: _____

Each patrol campsite will be inspected during Saturday program. Campsite should be left ready for inspection.

Points:

10 - Item clearly complete

5 - Item attempted or partially complete

0 - Item not present or not effective

Requirement	Points
Identification sign for TROOP site, American Flag and Troop flag (same points for all patrols)	
PATROL identified by small sign or paper sign in a ziploc bag attached to Patrol Leader's pack.	
Camp Pioneering Gadget installed and integrated into site. Gadget should demonstrate at least 3 different types of lashings.	
Site is well organized with Bearmuda Triangle established - sleeping area away from triangle (cooking area, sump and bear bags/canister.) Actual sump and bear bags/canisters are encouraged but not required. Scouts may mark where sump and bear bags/canisters would be located but do not have to actually have these items. There are no trees in camping area to hang bear bags from. The recommended distance between triangle areas may be reduced to fit into Camporee defined camping spaces.	
Personal gear is in closed backpacks and packs are organized and away from tents and covered with appropriate pack covers/plastic trash bags.	
Tents are zippered shut and staked down with guidelines properly set (if applicable.)	
Smellables are located in bear bags/canister areas. (Toothpaste, deodorants, etc.)	
Water container is sufficient size for storage and transportation of water.	
All personal eating kits and patrol cooking tools are left near sump location.	
Fire prevention equipment is located in cooking area (water or shovel) and BSA Unit FireGuard Chart filled out and posted.	
Duty roster and menu located in ziploc bag attached to Patrol Leader's pack.	
Total Points (Out of 100 possible)	

TABLE OF CONTENTS

ABOUT FIRESTONE.....	2
DIRECTIONS TO FIRESTONE	3
TRADING POST.....	4
PROGRAM AREAS	4
CHECK-IN INFORMATION.....	5
GENERAL RULES AND REGULATIONS.....	6
WILDERNESS AREA WARNING	8
FIRST AID AND EMERGENCY INFORMATION.....	9
WHAT TO BRING TO CAMP.....	10
CHECK-IN CHECK LIST	11
FORMS AND PERMISSIONS.....	12



Firestone Scout Reservation has been around since 1955 and is the ideal place for a unique back-to-nature experience whether you're new to camping or a pro to the joys of sleeping in a tent. We are a semi-primitive camp available to Scouting organizations and most non-profit youth groups by reservation for day use and overnight stays most weekends year-round. Conveniently located just east of the 57 Fwy in Brea, CA, our camp is nestled in Tonner Canyon, between Los Angeles and Orange Counties.

GENERAL RULES AND REGULATIONS

Please help us have a safe weekend by supervising your Scouts and siblings and following the safety procedures and instructions listed below.

1. RULES FOR CAMPING

- EACH UNIT WILL BE ASSIGNED A CAMP SITE. However, we have a large number of campers that come to Firestone, so you may expect to share your campsite with another unit.
- All Units/Campers are to provide their own camping tents, equipment, gear and meals.
- “Open-toe” shoes (sandals, flip-flops, etc.) are **NOT Allowed** in Camp. This also applies to visitors, and those just dropping off or picking up someone.
- **NO PETS ALLOWED IN CAMP!** No exceptions!
- **Two-Deep Leadership** is required by National council. You must have a minimum of two trained leaders (one who is over 21) with your unit. Leaders **MUST** camp with their Unit. All Cub Scouts must have one-on-five leadership at all times.
- Campers should always use the Buddy System (travel in groups of 2 or more) when at camp.
- Make sure you and your scout have a plan in case someone is separated from the group.
- Do not run in camp. Don’t let an injury spoil your weekend.

2. CAMPING ETIQUETTE

- **Noise:** Please keep the noise down after 10 PM. Remember that there are other campers, many who are younger scouts and need their rest, and the animals need to sleep, too.
- Be a good neighbor when camping. Leave room for others to pass by on the way to the water and rest rooms.
- When passing someone else’s camp site, be respectful and go around rather than straight through.
- If you need assistance, please contact the Camp Ranger or a Staff Member.

3. SECURITY

- Security Gate Closes at 9:00 pm to enter facility. You can however exit at anytime.
- Ranger lives on property, if an emergency arises.
- Please leave valuables at home. Firestone Scout Reservation and the Greater Los Angeles Area Council are not responsible for lost or stolen items.
- Cell Phone, Internet, or WiFi service reception is very limited or not available in camp depending on your service provider.

4. VEHICLES AND PARKING ([Parking Permit](#))

- Park in designated areas ONLY!
- **Park vehicles so they are “Head Out” (Back into your spot)**
- All vehicles entering the camp area must have a Parking Permit. DISPLAY Parking Permit prominently on dash (Indicate name and Unit Number on permit.)
- Vehicles will be allowed access into assigned Campsite for unloading and loading **only**.
- **Any car parked long-term in the campsite or blocking others or obstructing roadways may be towed or cause its family to be asked to leave.**

GENERAL RULES AND REGULATIONS (con't)

5. RVs & TRAILERS

- If you wish to bring your RV on property you **must have prior written approval from the Ranger** or they will not be allowed to enter camp; additional fees may apply.
- **No** RV electrical/water/sewer hookups available.
- Trailers **must** follow the same rules and guidelines as all other vehicles. Check with ranger for parking location.

6. NO ALCOHOLIC BEVERAGES, DRUGS, TOBACCO OR VAPORS ALLOWED

- Firestone Scout Reservation is a **No Smoking** facility.
- Alcohol and Scouting do not mix. The consumption or use, or being under the influence, of alcohol or illegal drugs is prohibited at any activity involving participation of youth members.

7. FIRE REGULATIONS

- **Firestone Scout Reservation is a No Smoking Facility.**
- **NO WOOD OR GROUND FIRES ALLOWED!**
- No liquid fuels of any kind.
- If the fire department is called because of your fire, your unit will be billed for any expenses charged by the fire department.

8. COOKING/FOOD

- Campers are responsible for their own food and cooking.
- Propane cooking is permitted. Charcoal cooking in above-the-ground containers is permitted.
- BBQ's are allowed on campsites as long as they are 6" off the ground. They must be propane or charcoal only.
- Wood burning fires must **FIRST** be cleared by Ranger.
- Do NOT keep food inside your tent or leave it out. This will attract the wildlife to get to it.

9. WATER AND TRASH DISPOSAL

- Campsites have access to a potable water spicket. You may have to share with other campers. Please just use what you need and help conserve water.
- Trash Dumpsters are NOT available.
- Please secure ALL trash overnight. **REMEMBER** that wildlife would like nothing better than to get at your disposed goodies.
- Trash Bags – Please bring plenty of trash bags to bag and dispose of your trash.
- Take all trash with you when leaving camp.

10. PORTA POTTIES

- Camp will provide 2 portable toilets per reservation. The ratio of campers to portable toilets required is 30 to 1. If your group exceeds 60 campers you will be responsible for adding additional portable toilets at an additional fee to your reservation.
- Please keep latrines clean. Please use them for their intended use **ONLY!**
- DO NOT use porta potties to throw away trash.
- Bring your own toilet paper and "dry" hand sanitizer, as what is provided is complimentary and may not be restocked.

GENERAL RULES AND REGULATIONS (con't)

11. SHOOTING SPORTS RANGES & PROGRAM AREAS

- Please follow all direction given by Range Masters/Campmaster/Staff at any of the ranges and program areas. You will be asked to leave the range or program area if you do not follow instructions.
- **No running.** Please do not go under yellow tape or fences.
- If you would like to take pictures, please check with range master where it is safe to stand.
- **PLEASE DO NOT BRING PERSONAL FIREARMS, AMMUNITION, SLING SHOTS, OR BOWS AND ARROWS TO CAMP.** Only Firestone Scout Reservation equipment may be used by Scouts, Leaders, and all other participants.
- Please contact Ranger for Venturing Events.

And the most important rule of all is... **HAVE FUN!**

FIRST AID & EMERGENCY INFORMATION

Ensure your unit has your *Medical Release Form* and *Parental/Legal Guardian Permission Release* for **ALL** participants in your group.

First Aid:

- All units should be equipped with standard first aid equipment and supplies.
- Individual Units are responsible to handle minor injuries.
- If there are any questions concerning an injury or if it is a major injury, contact the First Aid Station, located at the Broken Hawk Trading Post.
- Any injury requiring a band-aid or more, must be noted in a written log and turned into Camp staff daily.
- **Any serious injuries:** Must immediately be brought to the attention of the **Camp staff.**

Fire and Emergency Alarms:

If the emergency alarm sounds,

- All campers are instructed to stop what they are doing immediately and to walk quickly to your campsite headquarters and assemble by unit and wait for further instructions.
- Leaders will take a head count and inform the Camp Leadership of the status of their unit.
- If any evacuation is necessary, Unit Leaders will be given the appropriate instructions.

ALL DRIVERS MUST KEEP THEIR KEYS IN POCKET AT ALL TIMES.

WILDERNESS AREA WARNING

You should be aware that this is a Wilderness Area.

There are, among other things, wild animals native to this area. Among them are mountain lions, bobcats, coyotes, deer, raccoon, snakes, spiders, flies, ticks, ants, mosquitoes and mice. These animals are wild and **must be left alone**. We have had previous complaints about the presence of Bears in the area, but it turned out only to be someone who was an extraordinary snorer. However, on some evenings coyotes, frogs and crickets do serenade beautifully.

DO NOT STORE FOOD IN YOUR TENTS!

- Some of the smaller animals (raccoon, mice) can get into tents, packs, clothes, shoes, food bags, and your trash.
- Keep all food and items with a scent stored appropriately so as not to attract these animals.

NO OPEN-TOE SHOES ALLOWED!

- Wear appropriate shoes or you will be asked to change or leave the camp facility.
- Remember you will be walking/hiking and the terrain is uneven.
- You don't want to be bitten, stung or injured by anything.

Be prepared to handle:

- Seasonal Poison Oak and Stinging Nettles, Bee stings, mosquito/insect bites
- Seasonal Allergies
- Weather – Warm Days & Cool Nights

HIKING SAFETY

- ☑ **Always tell someone where you are going and when you will return.**
- ☑ **Never hike alone or at night; use the Buddy System.**
- ☑ **Dress properly for the weather and environment.**
- ☑ **Wear sun and insect protection.**
- ☑ **Take an extra pair of socks in case you need to change.**
- ☑ **Obey traffic signs and signals.**
- ☑ **Avoid hiking along roadways.**
- ☑ **Stay on the trail.**
- ☑ **Be alert to your surroundings.**
- ☑ **Don't litter as you hike.**
- ☑ **Be alert to dangerous animals, insects, and plants.**
- ☑ **Never touch a wild animal.**
- ☑ **Take 1 pint of water for each hour you will be hiking. Never drink untreated water.**

WHAT TO BRING & NOT BRING TO CAMP

Checklist:

- | | |
|---|---|
| <input checked="" type="checkbox"/> Tent | <input checked="" type="checkbox"/> Extra socks and shoes |
| <input checked="" type="checkbox"/> Sleeping Bag/Pillow | <input checked="" type="checkbox"/> Rain coat/poncho |
| <input checked="" type="checkbox"/> Flash light w/fresh batteries | <input checked="" type="checkbox"/> Coat/jacket |
| <input checked="" type="checkbox"/> Extra batteries | <input checked="" type="checkbox"/> Hat |
| <input checked="" type="checkbox"/> Canteen/Refillable water bottle | <input checked="" type="checkbox"/> A small towel |
| <input checked="" type="checkbox"/> Lanterns | <input checked="" type="checkbox"/> Toilet paper/wipes/hand sanitizer |
| <input checked="" type="checkbox"/> Camping Chair | <input checked="" type="checkbox"/> Toiletries (tooth brush, etc.) |
| <input checked="" type="checkbox"/> Portable table (optional) | <input checked="" type="checkbox"/> First Aid kit |
| <input checked="" type="checkbox"/> Scout uniform ("Class A"/Field) | <input checked="" type="checkbox"/> Chap stick/sunscreen |
| <input checked="" type="checkbox"/> Clothes for two days | <input checked="" type="checkbox"/> Insect repellent |
| <input checked="" type="checkbox"/> Warm clothes | |

**If bringing bicycles, you must bring and wear helmet and safety equipment and signed Biking Agreement form for both youth and adults.
See Biking Agreement for Rules and Guidelines.**

What NOT to bring:

- | | |
|--|--|
| <input type="checkbox"/> Alcoholic beverages (Of any kind) | <input type="checkbox"/> Pets |
| <input type="checkbox"/> Illegal drugs | <input type="checkbox"/> Non-propane stove |
| <input type="checkbox"/> Fireworks | <input type="checkbox"/> Electronics |
| <input type="checkbox"/> Butterfly knife | <input type="checkbox"/> Television |
| <input type="checkbox"/> Sheath knife | <input type="checkbox"/> Electronic game devices |
| <input type="checkbox"/> Ax | <input type="checkbox"/> Roller Skates |
| <input type="checkbox"/> Firearms | <input type="checkbox"/> Roller Blades |
| | <input type="checkbox"/> Skateboards |

CHECK-IN "CHECKLIST"

Unit/Event Leader:

Please have these forms signed and ready to show/turn in at the Check-in Window

- ✓ ***Copy of your Confirmation***
- ✓ **Bring this Leader's Guide with you to Camp. -**
- ✓ A BSA Health and Medical Record form for EACH PERSON with Part A and Part B filled out completely. To view/print [BSA Health and Medical Form](#) goto:
https://filestore.scouting.org/filestore/healthsafety/pdf/680-001_ab.pdf
- ✓ **ADDITIONAL RULES AND GUIDELINES FORM** – Read, sign, and submitted at Check-in
- ✓ **PARKING PERMIT**- Fill out with driver's name, unit info, sign and date; visibly place in dash window of each vehicle.
- ✓ **SHOOTING SPORTS** forms for each scout and sibling participating in these activities
- ✓ **UNIT ROSTER** – A copy Must be submitted at Check-in and kept updated with any changes throughout your stay.

FORMS

PRINT, SIGN, AND BRING TO CAMP!

Please make as many copies as needed of the following forms.

Firestone Scout Reservation Rules and Regulations:

This permit must be on your dash and readable by Camp Staff.

PLEASE OBSERVE 15MPH IN CAMP

- Drive Safely on ALL camp roads and observe speed limit of **15MPH**.
- No trailers/RVs in the camping area.
- Park your vehicle “**HEAD OUT**” in case of emergency evacuation.
- **DO NOT PARK OR LEAVE YOUR VEHICLE IN CAMP.**
- Vehicles may enter camp **ONLY** to load or unload gear.
- If you park blocking another car, and the ranger or Camp Master cannot find you, it will be necessary to tow your vehicle.
- The BSA is NOT RESPONSIBLE for items lost or stolen from vehicles.
- **ALL DRIVERS MUST KEEP KEYS ON THEIR PERSON AT ALL TIMES**

Fold here and place on dashboard with Parking Permit side up

FIRESTONE BOY SCOUT RESERVATION
Visit our website for more information and pricing at: <http://campfirestone.org/>.

PARKING PERMIT

Event Dates: _____

Campground: _____ Time into Campground: _____

Your Name: _____

VEHICLES WITHOUT SIGNED PERMIT WILL BE TOWED

Unit Type: _____ Unit #: _____ Auto License Number: _____

Disabled or Medical Parking: _____ (Must be initialed by Camp Staff)

Traffic control supported by **Brea Towing**, Brea, California 92821, (714) 773-0100



Unit #:

Last Name:

First Name:

CALIFORNIA RIFLE AND SHOTGUN PARENTAL/LEGAL GUARDIAN PERMISSION FORM

I, _____, parent or legal guardian of _____,
(Print Name of Parent or Legal Guardian) (Print Name of Child)

hereby give my child express permission and consent to be loaned and possess firearms (handguns and long guns) and ammunition to engage in lawful, recreational sport, including target practice, and/or a course of instruction in the safe and lawful use of a handgun. (Cal. Penal Code §§ 27945, 29610, 29615, 29650, 29655; 18 U.S.C § 922(x)). As used in this form, "firearms" include any handguns, long guns, or shotguns that may lawfully loaned to and possessed by a minor under state and federal law.

I also give my child express permission and consent to possess, and for a person to loan to my child, a "BB device" as defined in Cal. Penal Code * 16250. (Cal. Penal Code § 19915).

This consent is valid, absent my express revocation thereof, for the calendar year of _____.
(Calendar Year)

A photocopy or facsimile of this written consent will serve as an original.

I represent that I am (1) the parent or legal guardian of the minor named above and (2) not prohibited by Federal, state, or local law from possessing a firearm. I agree to indemnify and hold harmless the Boy Scouts of America, and any local Council and all officers, members, employees, and volunteers thereof, from all losses, damages, causes of action, cost and expenses, arising from any false statements or representations made by me herein.

Please bring at least four (4) copies of this form to camp with your child. One (1) copy must remain in your child's possession at all times while he or she possesses any firearms or ammunition, and one (1) copy should be provided to the owner of the firearm.

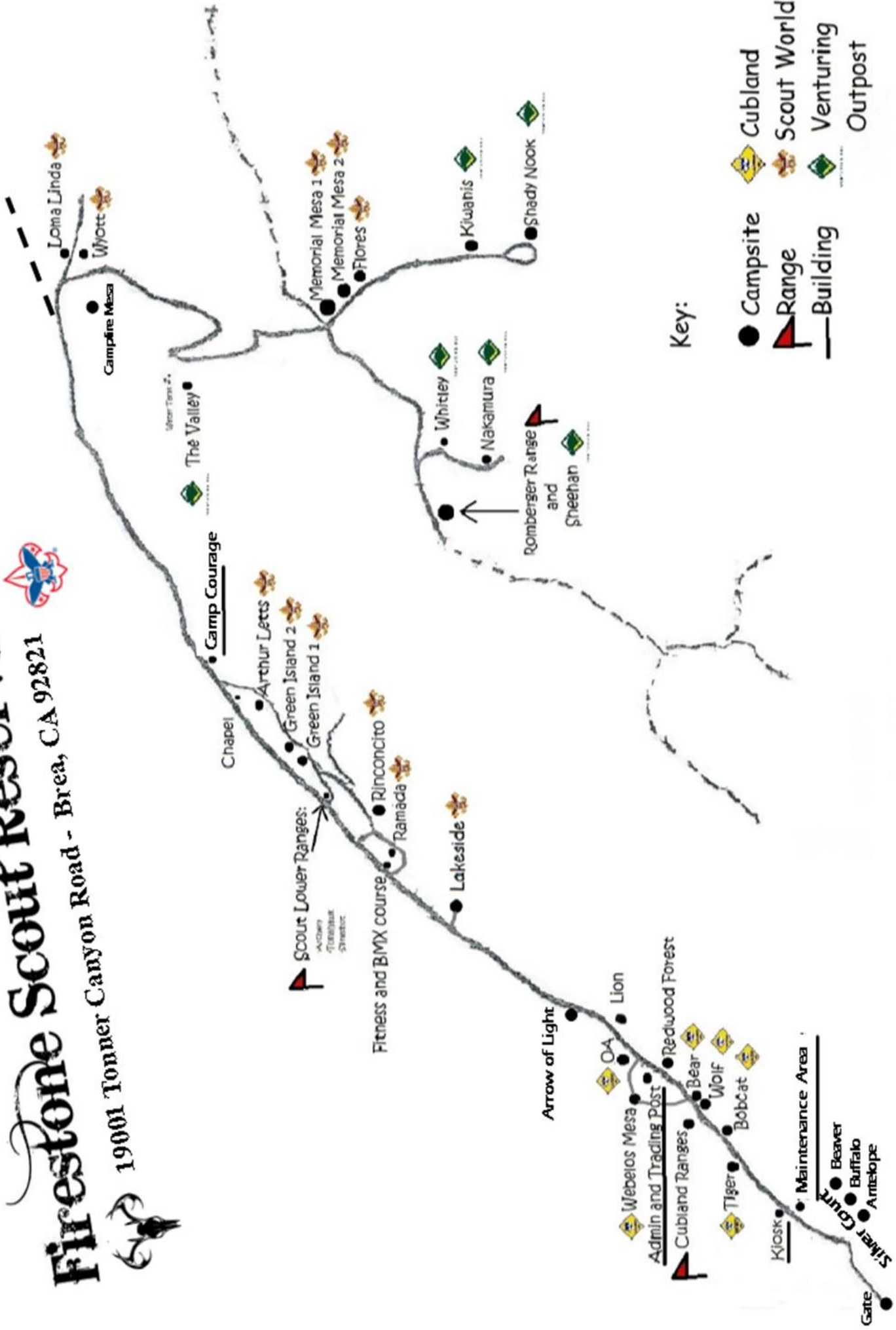
Signature of Parent or Legal Guardian

Date

Firestone Scout Reservation



19001 Tonner Canyon Road - Brea, CA 92821



Key:

- Campsite
- ▲ Range
- Building
- ◆ Cubland
- ◆ Scout World
- ◆ Venturing Outpost