



SCOUTING AMERICA
GREATER LA SCOUTING



GREATER LA SCOUTING

Non-Resident Camping Leader's Guide

BooFest at Firestone Scout Reservation



Table of Contents

About the Leader’s Guide	4
About Greater LA Scouting	4
Our Camping Properties	4
Get in Contact with Us	4
BooFest at Firestone Scout Reservation	
About this program	6
Important Unit Information	6
Schedule at a Glance	7
Activities & Programs	8
Midway Madness	8
Cubland Crazies	8
BooFest Sports Field	8
Evening Program	8
Campsite Decoration, Costume, and Trick-or-Treating Information	8
Meal Plan	9
Camping with Greater LA Scouting	
Preparing for Camp	11
How to Prepare Your Unit	11
Speedy Check-In Materials	12
Arriving at Camp	13
Early Arrivals	13
Campsite Set-Up	13
Your Camping Experience	14
Food Allergies and Special Diets	14
Camperships	14
Temporarily Checking-Out of Camp	14
Trading Posts	15
Average Climate in Southern California	15
Cellular & Internet Access	15
Restroom Facilities	15
Camp Safety	16
Emergency Procedures	16
Camp Health Lodge	16
Hazardous Weather	17
Fire Safety	17
Water	17
Lost & Found	17
Scouts & Campers with Disabilities	18
Wildlife & Ecology	18
Animal Conservation	18
Pets	18
Plant Conservation	18



Personal Safety	19
Shoe Policies	19
Scouting Safely	19
Alcohol, Tobacco & Drugs	19
Youth Protection at Camp	20
California Assembly Bill 506	20
<i>Required State Mandated Reporter Training</i>	20
<i>Training Certificate Upload & Background Check Consent</i>	20
<i>Live Scan Background Check</i>	20
Personal Firearms at Camp	21
Incident & Near Miss Reporting	21
Violation of Camp Policies	21

Preparing For Your Adventure

Unit Attendance Roster	23
Unit Camping Rules & Regulations	24
Annual Health and Medical Record Parts A & B	25
San Bernardino County Health Screening Form	29
Routine Drug Administration Record	30
California Range & Target Activities Parental/Legal Guardian Consent Form	31
Greater LA Scouting Campership Application	32
Suggested Packing List	33
Reservation Map	34
Western Sectional Map	35
Eastern Section	36





About the Leader's Guide

This guide is designed to be used by adult leaders and youth as they look to learn more about our council's non-resident camping operations and available programs for the 2025-26 Non-Resident Camping season. This guide is not a final representation of what camping with us may look like at any of our properties.

About Greater LA Scouting

Greater LA Scouting provides educational programs for youth and young adults that build character, citizenship, and personal fitness. Since our founding in 1915, the Greater LA Scouting has brought its purpose and values to millions of youth.

The Scouting program facilitates meaningful contact and communication between youth, parents, and other community organizations (partners) to help young people adopt strong values and life skills. Our program presents fun, engaging, and valuable experiences directed at the maturity and interests of young people at their appropriate age and ability levels.

Our Camping Properties

Outdoor activities are integral to meeting Scouts and their family's needs while also providing many of the most appealing features of the Scouting program. Activities and events are planned to match the desires of Scouts at all age levels and abilities with opportunities to advance in rank and have fun.

Our camping experience allows Scouts to meet others their age, participate in high adventure activities, earn Merit Badges, and experience activities they may have never done before. These Scouts will stay in their troop campsites, eat, and participate in most troop programs and camp activities.

<p>Hubert Eaton Scout Reservation</p> <hr style="width: 20%; margin: 5px auto;"/> <p>29485 Hook Creek Road Cedar Glen, CA 92321</p> <p>camphuberteaton.org</p> <p>(213) 563-9529</p>	<p>Firestone Scout Reservation</p> <hr style="width: 20%; margin: 5px auto;"/> <p>19001 Tonner Canyon Road Brea, CA 92821</p> <p>greaterlascouting.org</p> <p>(213) 413-4400</p>	<p>Cabrillo Beach Youth Center</p> <hr style="width: 20%; margin: 5px auto;"/> <p>3000 Shoshonean Road San Pedro, CA 90731</p> <p>greaterlascouting.org</p> <p>(310) 831-1984</p>	<p>Camp Trask</p> <hr style="width: 20%; margin: 5px auto;"/> <p>1100 N. Canyon Boulevard Monrovia, CA 91016</p> <p>greaterlascouting.org</p> <p>(626) 818-2849</p>
--	--	---	---

Get in Contact with Us

Greater LA Scouting's Camping Department is open Monday through Friday from 9 a.m. to 5 p.m. More information about the department and ways to contact us are available on page 4.

Cub Scouting

BooFest at Firestone

October 24-26, 2026 | Firestone Scout Reservation

Get ready for an exciting Scouting weekend filled with adventure, creativity, and festive fall fun at Firestone Scout Reservation! Boo Fest is the perfect opportunity for Cub Scouts and their families to come together for a memorable outdoor experience.

BooFest at Firestone Scout Reservation Highlights



Camping



Range & Target



Crafts & Games



Obstacle Course



Trick-or-Treating

Costs

All registration fees are added to your unit's balance in BlackPug

\$60

Youth (Cub Scout) participants

\$40

Adult Leaders

\$40

Non-participants

Add-Ons

All add-on fees are added to your unit's balance in BlackPug

+\$35/participant

for Meal Plan

About this program

October 24-26, 2025 | Firestone Scout Reservation

Join us for a thrilling Scouting weekend packed with adventure, creativity, and festive fall fun! Boo Fest is the perfect chance for Cub Scouts and their families to come together and make unforgettable memories in the great outdoors.

On Saturday, Scouts and their siblings will rotate through a variety of hands-on activity stations designed to inspire curiosity, teamwork, and excitement; including games and crafts, range and target activities, obstacle course challenges, and more.

As the sun sets, join us for gather around the campfire for a cozy evening of trick-or-treating, storytelling, and songs. Don't forget your camp chairs or blankets for a comfortable and relaxing night.

Important Unit Information

Units attending should bring their own decorations for their campsite. Limited items will be available for sale in the Trading Post.

All units are required to provide their own meals on Friday evening. Units have the option to pay for the Meal Plan, which feeds all campers in your unit all day Saturday and Sunday morning before departure.



Schedule at a Glance

Friday, October 24

4:00 p.m.	Gates Open & Check-In Begins
8:30 p.m.	Cracker Barrel/Adult Leader Meeting <i>One leader from each unit must attend</i>
9:00 p.m.	Gates Close & Check-In Ends
10:00 p.m.	Lights Out

Saturday, October 25

7:00 a.m.	Gates Open & Late Arrival Check-In Begins
7:10 a.m.	Breakfast
9:00 a.m.	Flag Ceremony
9:15 a.m.	AM Events Begin
12:00 p.m.	AM Events End
12:15 p.m.	Lunch
1:30 p.m.	PM Events Begin
4:00 p.m.	PM Events End
	Unit Activities Begin <i>Pick up activities upon Check-In</i>
5:30 p.m.	Flag Ceremony I @ <i>Midway Madness</i>
6:00 p.m.	Dinner
7:30 p.m.	Evening Program <i>Trick-Or-Treating in Campsites</i>
8:00 p.m.	<i>Costume Contests and Unit Competition Winners</i>
10:00 p.m.	Lights Out

Sunday, October 26

7:30 a.m.	Breakfast
8:30 a.m.	Scout's Own <i>Observed by individual units in campsites</i>
	Check-Out Begins <i>Units must complete a campsite inspection by staff before departing</i>

All programs and activities, and times are subject to change.



Activities & Programs

In line with the Aims and Methods of Cub Scouting, all programs and activities are designed with families in mind, meaning that parents and youth can participate together. If you have reasonable accommodations for participating in programs that are approved by your council's Advancement Committee, please contact the Camp Director to make appropriate arrangements.

Midway Madness

Broken 'Hawk Trading Post <i>Drinks, Snacks, Ice Cream, ICEE's, Souvenirs</i>	Camp Promotions <i>Learn about camping and working with Greater LA Scouting</i>
BooFest Headquarters <i>Administrative Offices, Lost & Found</i>	Contest Booth <i>Sign-up to participate in the Costume Contest and Campsite Decoration Contest</i>
Health Lodge	Game Booths <i>Golf, Box Hockey, Basketball, Leather working, Scavenger Hunt, Bracelet Making, Inflatable Fun</i>

Cubland Crazies

Range & Target Activities <i>BB Gun Shooting, Sling-Shots, Archery, Shotgun Shooting* Adult Leader Shooting - \$5 for 3 shots at Shotgun Range</i>	Mini Hawk Trading Post <i>A cash-only trading post with water, drinks, snacks, and Shotgun Shooting tickets available for purchase</i>
Physical and Mental Fitness <i>Chess Challenge</i>	*Program for Adult Leaders only; tickets must be purchased at the Broken 'Hawk Trading Post or Mini Hawk Trading Post

BooFest Sports Field

Sports Activities <i>Bowling</i>	Inflatable Bounce House
--	--------------------------------

Evening Program

Trick-or-Treating <i>Scouts and parents make their way through decorated campsites while Trick-or-Treating</i>	Midway Campfire <i>Evening campfire program where contest winners are announced, and skits and songs are performed</i>
--	--

Campsite Decoration, Costume, and Trick-or-Treating Information

Each campsite will be decorated according to the Boo Fest theme and will be recognized during Saturday's campfire program. All costumes, decorations, and candy must be Scout and age appropriate. No gory or overly-scary costumes or decorations may be brought to camp.

Trick-Or-Treating will be taking place throughout campsites on Saturday evening. While everyone may not come to your campsite, please bring enough treats for all to enjoy.



Meal Plan

Want to go camping but are too afraid to cook? Firestone Scout Reservation provides units the option to join the Meal Plan while at camp to have staff take care of all the meals for your unit, that way everyone can enjoy the weekend festivities. As always, units are able to bring their own cooking equipment to cook their own meals for members of their unit.

When registering, units will need to select the “Menu Option” to sign up for the Meal Plan. The meal plan is an additional \$35/participant, and is added to your unit’s balance in BlackPug. The meal plan covers meals all day Saturday (breakfast, lunch, and dinner), and a continental breakfast on Sunday morning before departure. Additionally, if needed, participants who sign-up for the Meal Plan are required to submit a Food Allergies & Intolerance Form (found in the Non-Resident Camping Leader’s Guide) to the Camp Director prior to arrival at camp; a copy must be turned in upon Check-In as well.

All menus are subject to change.



Camping with Greater LA Scouting

Your time at one of Greater LA Scouting's properties is meant to be one of the most memorable experiences that you and your unit have during the year. It's never easy planning for what to expect when you go camping. This section is designed to help you and your unit learn more about what to expect at our properties.

[Preparing for Camp](#)

[Arriving at Camp](#)

[Your Camping Experience](#)

[Camp Safety](#)



Preparing for Camp

There's a lot to do to prepare for your unit to camp with us, no matter the length of your adventure. We try to make this process as easy as possible. We're always available by email and phone to ensure that you feel you're ready for your week, but be sure to reference this guide for further guidance.

How to Prepare Your Unit

Greater LA Scouting has created a simple checklist for you to use to prepare for your adventure at one of our properties.

- Please keep all copies of your unit's receipts and related reservation materials for your records.
- Distribute the 2025 Campership Application Form to all interested families. More information about Camperships is available at greaterlascouting.org/financial-assistance.
- Be sure your using the updated Annual Health and Medical Record (AHMR) forms. All adults and Scouts attending non-resident camps must have completed Parts A, B1, and B2.
 - Part C is only required if your camping trip will be more than 72 hours in length.
- All units, at all times, must be under the supervision of their own adult leaders. There must always be at least two adult leaders, ages 21 or older, in camp at all times. All adults must be registered members of Scouting America and have completed the appropriate Youth Protection Training. Additionally, adult leaders from units registered in California must have completed their AB-506 Training and Background Check. More information about youth protection at camp can be found on page 19.
- **If food will be prepared for your unit at camp**, we ask that scouts and adult leaders complete the Food Allergies and Intolerances Form and submit it to your BlackPug account 30 days before arriving at camp. Please also bring a copy with you to camp.
- For scouts participating in Shooting Sports programs, the California Range & Target Activities Parental/Legal Guardian Consent Form must be completed. Only one copy needs to be brought to camp.

Be aware that different properties have different requirements for entry, preparedness, and more. If you have questions at any time, please contact the Greater LA Scouting Department.





Speedy Check-In Materials

When you arrive at camp, your first step to checking-in is to present the camp administration your Speedy Check-In Form and related materials. We recommend you put all of these materials in a three-ring binder to help organize and assist you in easily finding materials. Most of these documents will be found in the Appendix of this guide.

Depending on the program, your materials may be held by the camp's administrative staff once you check-in. At the end of the week, most materials will be returned to you—there are some that are required to be held on-site throughout the year. If you require copies of everything turned in, we recommend you have a duplicate copy of these materials.

General Materials Units camping at any of the Greater LA Scouting properties must be ready to present these materials in the order they appear below:

- Signed Unit Camping Rules & Regulations Form
- Current copy of your Payment Allocations Report from BlackPug
- Attendance Roster of all attendees with current registration information, including adults that may be arriving after your unit checks in
- Copies of all your leaders' current Youth Protection Training Certificate
- Copies of all your leaders' current California AB-506 Training Certificate
- Completed Food Allergies and Intolerances Form¹ for those with individual dietary needs
- Routine Drug Administration Record for each participant coming to camp, especially those who have medications listed in their Annual Health and Medical Record Part B2
- California Range & Target Activities Parental/Legal Guardian Consent Form² for scouts participating in shooting sports activities
- Completed Annual Health and Medical Record for all participants

HESR Materials Units camping at Hubert Eaton Scout Reservation must be ready to present General Materials plus:

- Copies of the San Bernardino County Health Screening Form for each person entering camp, with the top-left portion completed only

¹ Only required if your unit will be attending a camp that will have food prepared by camp staff.

² Only required if your unit will be participating in a program that includes shooting sports activities.



Arriving at Camp

Your adventure begins by checking in with our staff upon arrival at camp. Arrival procedures vary based on both the property you're camping at and the specific program your unit is participating in. All units will be assigned a time to check-in. Units will not be able to check-in until their scheduled time, and units should not enter property before their check-in time. Before departing, be sure that your unit has your Speedy Check-In materials, and your Annual Health and Medical Record (AHMR) in an easily accessible area so you can be ready to present when needed.

Early Arrivals

Depending on your unit's circumstances, it may be necessary for some or all of your unit to arrive at camp before your unit's designated check-in time. Units wishing to arrive at camp early must contact and make arrangements with the Camp Director at least two weeks prior to camp. Additional fees may be required for each person arriving early.

While camp staff and administration will be on site in the event of an emergency, program areas and most facilities will be closed. Chapels, showers, and restrooms will be available for units to use.

Campsite Set-Up

After completing the check-in process, your unit will be directed to your designated campsite, where you can begin setting up your campsite. As a reminder, vehicles must not block roads or vehicles, and are required to be backed-in (parked with the front facing out to the road) at all times. Once you have unloaded your vehicles, they must be parked to the designated parking area with a valid parking permit displayed.

When making tenting assignments, remember to follow the Scouting America Youth Protection Guidelines. Before arriving at camp, review them to ensure your unit follows the appropriate guidelines for your program.

Also take this time to review the camp schedule with your units, and prepare your unit accordingly for upcoming camp events, such as dinner or evening colors.





Your Camping Experience

Deciding where to camp for summer resident camp is one of the most important decisions a unit can make. Here, you can find all of the important information you'll need in making that decision.

Food Allergies and Special Diets

It is the intention of Greater LA Scouting that no person be unable to attend our camp as a guest due to a dietary restriction. To that end, we provide reasonable dietary accommodations to our guests when food is prepared by our staff at camp. We constantly prepare and serve food that satisfies the nutritional needs of vegetarian, dairy-free, gluten-free, and religious diets. Our kitchens also operate nut-free kitchens.

Persons with other food allergies, a combination of the proviso diets, special diets, or diet choices will be accommodated to the best of our abilities. In these cases, it is recommended that supplemental food be sent to camp with the individual. Kitchen staff will store supplemental food that is received in a labeled and sealed container. The kitchen staff will heat and serve supplemental foods.

Camperships

Greater LA Scouting encourages campers to do all they can to pay their own way to camp. However, at times it can be difficult for Scouts and their families to pay the full fee to attend non-resident camps. The council has limited financial aid available through the Campership Program on an individual basis for Scouts who meet certain qualifications.

Do note that Camperships are available to all Scouts wanting to attend camp, regardless of council. Campership Applications must be submitted to the Greater LA Scouting Camping Department to be approved as soon as possible. Should you have any questions about the application process, please reach out to landon.burtchell@scouting.org.

Temporarily Checking-Out of Camp

While at camp, adult leaders may want to leave camp to local areas for leisure or supplies. All of our properties require the following when adults leave camp:

- Adequate adult leadership remains in camp to supervise the unit. Remember, the Two-Deep Leadership Policy must always be followed.
- Persons who are leaving must sign out on the provided Check-In/Check-Out sheet in the Administrative Office. This will allow us to account for people who are out of camp. Please remember to check-in when you return to camp.
- Alcoholic beverages should not be purchased while in town as they will not be allowed back into camp. Furthermore, any persons showing any signs of intoxication will be expelled from camp, reported to their charter organization and their council Scout Executive.





Trading Posts

Greater LA Scouting Trading Posts are stocked with a wide variety of program supplies, souvenir t-shirts, sweatshirts, hats, patches, pocketknives, and much more. We carry general camping supplies, personal hygiene items, and an excellent selection of snacks and beverages. We encourage each Scout to bring an adequate amount of spending money. The Trading Post hours vary by property—check the Non-Resident Camping Program Guide for more information.

Average Climate in Southern California

Greater LA Scouting is proud to have properties throughout the Southern California region—providing Scouters an opportunity to experience all of the programs offered by Scouting America. As such, weather conditions vary by location. For example, a waterfront property may be more susceptible to overcast and cold conditions in the morning before clearing and warming up in the afternoon. Additionally, a mountain property is more susceptible to cooler conditions given its higher elevation.

Before packing and leaving for camp, always check the weather conditions for your property. Be aware that severe weather, including (but not limited to) flash flooding, blizzards, and thunderstorms are likely. Unit leaders should complete Scouting America’s Hazardous Weather Training before attending camp to be prepared for any situation. Additionally, all participants should review our suggested packing guide (Appendix, page 32) to pack appropriately.

Cellular & Internet Access

There is no internet access at Firestone Scout Reservation. Cell reception is limited in some properties, and best connectivity varies by region. As with all Scouting programs, Scouts are discouraged from using cell phones to camp, unless it is for programmatic purposes.

Restroom Facilities

Restrooms are available for all campers. These facilities consist of individual, lockable stalls, allowing for them to be used by Scouts and Adult Leaders alike. Separate facilities are provided for male and female youth, along with male and female adults. We ask you contribute to maintaining clean conditions in our restroom facilities by practicing Leave No Trace and immediately reporting any malfunctions to camp administration.

In keeping with Youth Protection Guidelines, Adult Leaders should be aware of their unit’s behavior and maintain discipline by providing supervision while any youth are in the restroom facilities.

Due to the sensitive nature of septic systems, units are prohibited from bringing their own toilet paper and paper towels to camp. Additionally, units are prohibited from flushing any item or product—including paper towels and feminine hygiene products—that is not septic-safe down the toilet.



Camp Safety

The safety and well-being of all campers is vital to any camping experience. Our medical teams are ready to meet the immediate medical needs of all campers. But, units should *Be Prepared* by adhering to our health and safety policies.

Emergency Procedures

Each of our properties are equipped with emergency sirens that will sound in the event of an emergency. In certain cases, all campers will participate in an emergency drill upon arrival at camp—any other alarms during the week will signify an actual emergency. If you hear the alarm, proceed to the designated assembly area, line-up by unit, and account for everyone therein. Further instructions will be disseminated at the assembly area.

Be sure that your unit is aware of and understands what to do in case of emergencies. **Adult leaders who have vehicles at camp are required to always keep their vehicle and trailer keys on them in the event of an emergency.**

Camp Health Lodge

The Health Lodge is designed to meet the medical emergency needs of all campers. All injuries will be properly recorded and reported in accordance with Scouting America policies. We are ready with emergency support and will make necessary contact with local emergency medical response teams in cases that require such medical attention.

Due to the high cost of over-the-counter medications, such medications will only be distributed from the Health Lodge in certain situations. Persons who have non-emergency medical situations are recommended to seek treatment from their unit leaders/medic or from the camp staff.

Units are recommended to bring a well-stocked First Aid Kit to camp. We recommend that you assign one individual from your unit to serve as your unit's Health Officer during the week. Below is a suggested list of items you should bring in your First Aid Kit.

- 1x 4" Roller Bandage
- 1x 2" Roller Bandage
- 2x 1" Tape
- 2x Triangular Cravats
- 4x Elastic Bandages
- 1x Antibacterial Soap
- 1x Box of Assorted Band Aids
- 12x 4x4 Sterile Pads
- 1x Scissors
- 6x Pairs of Latex Gloves
- 12x 2x2 Sterile Pads
- 1x Needle & Tweezers
- 10x Safety Pins
- 10x Sunburn Lotion
- 10x Tylenol or Non-Asprin Tablet
- 10x Allergy Medication
- 20x Electrolyte Packets

In the event of a serious injury, stay calm and remain with the injured person. Perform first aid as needed, and send an adult or Scouts to notify camp staff. If injuries are serious, dial 911 and follow dispatcher instructions.



Hazardous Weather

Greater LA Scouting's camping properties are located in various parts of the Southern California region, thus providing each with unique climates and weather conditions. Flash flooding and/or thunderstorms are common at all of our properties throughout the year. Snow and blizzard conditions are regular during the winter season at Hubert Eaton Scout Reservation.

During hazardous weather conditions, program areas will close or modify program offerings to ensure campers and staff remain safe. During hazardous weather conditions, stay away from tall trees and wires. Follow the direction of camp staff and seek shelter.

It is recommended that adult leaders complete the Scouting America Hazardous Weather Training prior to arriving at camp. More information on this training can be found at my.scouting.org.

Fire Safety

Fire always presents a danger in any camp environment. For that reason, we ask that Scouts and Leaders pledge to be careful with fire by adhering to the following guidelines:

- Open flamed fires are not permitted on camp property, including in campsites and in tents. Gas-powered fires are permitted only with permission from camp administration. Should a fire break out in the campsite, do your best to put out the fire and alert camp staff.
- All troops must fill out and post the Unit Fire Guard Chart that is provided to them at Check-In. Campsites are inspected daily to ensure adherence to the fireguard chart's duty roster and campsite requirements.
- Upon hearing the emergency siren, all Scouts must report immediately to the camp designated assembly area. Adult leaders then report to the Camp Director or staff designee that the unit is present, and everyone is accounted for.

Water

Potable water from an on-site well is available for all campers via spigots, coolers, other designated locations. California is facing a record drought, meaning water conservation and is a top priority throughout the state. We ask for your help in conserving water by taking short five-minute showers and turning faucets all the way off.

Lost & Found

Any lost item will be brought to the Administration Office Lost and Found. Campers can retrieve lost items at this same location. Any Scout who finds an item that may have been left behind should follow the Scout Law and return such items to the Administration Office.





Scouts & Campers with Disabilities

Greater LA Scouting non-resident camps are open to all Scouts and Adults who wish to camp with their unit. This camp is ADA Accessible, and has an ADA Campsite that is available for units to request before coming to camp. If you require additional accommodations, please contact the Greater LA Scouting Department before arriving at camp.

If your Scouts have special accommodations for earning merit badges or completing rank advancement requirements, your council requires you to submit an Individual Scout Achievement Plan. In order for us to fully accommodate your Scout, please submit this Individual Scout Achievement Plan at least 30 days prior to coming to camp to the Camp Director.

Wildlife & Ecology

Greater LA Scouting's camping properties are located in various parts of the Southern California region, thus providing each with unique native animals, trees, and plants. Scouts and adult leaders alike should always practice Leave No Trace and the Outdoor Code in care for all of the natural wonders surrounding our properties.

Animal Conservation

Three of the most spectacular and misunderstood of these creatures are the rattlesnake, the California Black Bear, and the mountain lion—several of which live near/on camp properties.

If you stumble upon a rattlesnake, keep a safe distance from it, and do not touch it or do anything to provoke it. With two people keeping an eye on the snake's location, send another pair to find a staff member for its safe removal. Rattlesnakes are not killed, rather, they are relocated to a part of camp where they are out of the general area of our programs.

It is important for campers to remember that they are visitors in the bear and mountain lion's natural habitat, and should act accordingly. Scouts and leaders should be cautious about keeping food or other "smellable" attractants in their campsites. We recommend that units bring a small Bear Box to store all attractants such as deodorant, toothpaste, etc.

Pets

Unit leaders and Scouts should be advised that no pets of any kind are permitted on camp property.

Plant Conservation

The vegetative life in camps are a fragile ecosystem. Only hike on designated trails. And drive on designated roads. Do not pick the flowers or collect specimens unless directed to do so under the direction of a staff member. Do not use living, natural materials for camp construction projects. The trees are a particularly special part of any camping property. Please do not climb, carve into, hang items from, or do anything else that could damage them.





Personal Safety

Shoe Policies

Scouting America requires Scouts and Adult Leaders to wear closed-toed shoes at all times (except in the showers where beach shoes are recommended). Flip-flops or water shoes may be worn in any aquatics area to protect your feet. Once at the waterfront/pool, Scouts may be in the water barefooted. Walking through camp barefooted or with open-toed shoes (any type of shoe that exposes toes or feet, such as flip-flops or Crocs) is not permitted, as the outside environment can easily cause harm to bare feet.

Scouting Safely

While at camp, it is important to remember the following additional guidelines for your safety:

- Scouts and units should always follow the Buddy System, including when planning lodging/tent assignments.
- Do not run unless it is part of a program activity.
- Always stay on designated trails, and do not walk on or dislodge rock or wood trail outlines/markers.
- Always practice Leave No Trace by leaving camp better than you found it. Throw trash away in designated garbage cans. Do not leave food, candy, or other smellable items in your tent or campsite at night, as they will attract unwanted animals.
- Stay out of non-staffed program areas, and respect the privacy of camp staff by staying out of living quarters.
- Do not throw rocks, sticks, pine cones, or other objects.
- Report any maintenance problems to the camp administration immediately.

Alcohol, Tobacco & Drugs

Alcohol, tobacco products, and drugs have no place in any Scouting America program. We ask that adult leaders model healthy lifestyles by following Scouting America's policies regarding each of these. Take a moment to review Greater LA Scouting's policies regarding alcohol, tobacco, and drugs. Be aware that all of these policies are strictly enforced for all participants.

- Scouts and Adult Leaders under the age of 21, per federal law, are prohibited from purchasing, coming into possession of, or otherwise consuming tobacco products. This includes the use of cigarettes, personal vaporizers (vape pens), or nicotine delivery systems that stimulate tobacco smoking.
- For Adult Leaders of age, our properties offer a designated smoking area—inquire with camp administration upon arrival for the area's location. You are required to properly dispose of expensed cigarettes once through with smoking.
- As outlined in the Scouter Code of Conduct, Scouting activities are not a place to possess, distribute, consume, or use any alcoholic beverage or controlled substances—including marijuana—prohibited by law or in violation of any Scouting rules, regulations, and policies.
- In addition, the Scouter Code of Conduct specifies that if you are taking prescription medications with the potential of impairing any functioning or judgement, you are prohibited from engaging in activities that would put Scouts at risk, including driving or operating equipment.



Youth Protection at Camp

Scouting America places the greatest importance on creating the most secure environment possible for all members of the organization. Scouting America’s Youth Protection Training, Scouting’s Barriers to Abuse, and Youth-on-Youth Abuse Protection Training—and more—are designed to prevent Scouts and Adult Leaders from being subject to abuse while participating in any Scouting program.

All participants should be alert to the desire of others to engage in hazing—including the use of intimidation programs, belt lines, paddles, or any other similar physical or verbal punishments. Corporal punishments are also not tolerated at camp. Physical abuse, such as mishandling, pushups, and loud, abusive screaming, are also not allowed as punishment for youths.

Adults and youth should be aware that they must report any instances of Youth Protection violations to the Camp Director immediately.

California Assembly Bill 506

The State of California, under Assembly Bill 506 (2021), requires that any adult over the age of 18 who spends more than 32 hours per year (or 16 hours per month) with children (as a volunteer or paid employee) take the California Mandated Reporter Training. While Scouting America already requires all adult leaders over the age of 18 to complete Youth Protection Training, adult leaders who are members of a unit registered in the State of California are required to complete this training.

Please review the following information about the steps you and adult leaders in your unit must take prior to coming to camp. For more information, please visit californiascouting.org.

Required State Mandated Reporter Training

All adult leaders and volunteers are required to complete the California Mandated Reporter Training (2 hour course for Volunteers) beginning January 1, 2022. Regular adult leaders and volunteers who are identified as a volunteer with the BSA who is 18 years of age or older, and who has direct contact with, or supervision of, children more than 16 hours per month or 32 hours per year. Do note that this training is required in addition to Scouting America’s Youth Protection Training.

You can access the California Mandated reporter training at mandatedreporterca.com/training/volunteers.

Training Certificate Upload & Background Check Consent

Through californiascouting.org, you’ll upload your California Mandated Reporter Training certificate using your council’s upload portal. Explicit directions are available online. You’ll also need to submit a Background Check Consent Form to your council using the same upload portal.

Live Scan Background Check

Additionally, adult leaders are required to complete a California Department of Justice (CA DOJ) and Federal Bureau of Investigation (FBI) criminal background check. It is recommended that units fill out a Request for Live Scan Service and find a Live Scan site nearest to you to fulfill this requirement of AB-506. Upon scheduling an appointment bring your completed form with you to your fingerprinting appointment. Be sure to pay associated fees to the service provider. Be sure to save your receipt, as it will be your confirmation of completing these services.

Your council will be sent your background check results, and will contact you with any issues that may arise from the background check.



Personal Firearms at Camp

Personal firearms are prohibited from all Scouting America camping properties. However, Scouting America and Greater LA Scouting understand the requirements of certain law enforcement officers (LEOs) to carry their firearms at all times. If you feel you are qualified to do so, please review the following policies of Scouting America and Greater Los Angeles Area Scouting.

- Individuals who are permitted by their Law Enforcement Organization to carry firearms are only permitted to do so in their county of jurisdiction. For reference, Greater LA Scouting operates camps in Los Angeles, Orange, and San Bernardino counties.
- For state and local LEOs who are permitted by their Law Enforcement Organization to carry firearms outside of their county of jurisdiction must have written approval from their Chief or Head of Agency.
- For federal LEOs who are permitted by their federal agency to carry firearms are subject to do so based on the jurisdiction of their agency, and must have written approval from their Chief or Head of Agency.
- Any individual who is permitted to carry firearms and plans to do so while camping at any of the Greater LA Scouting properties must inform the Camp Director prior to arriving at camp, in addition to submitting their written approval from their Chief of Head of Agency to the Camp Director.

Incident & Near Miss Reporting

Scouting America requires that certain incidents, including Youth Protection infractions, be reported in a timely manner. Camp staff are trained on how to submit these reports for their respective program areas, as certain programs require different levels of reporting.

Should your unit have an incident while at camp that constitutes further reporting, notify the camp director as soon as possible. Scouting America requires incident reports to be submitted between 12-72 hours, depending on the type of incident.

Violation of Camp Policies

Greater LA Scouting retains the right to refuse service(s) to anyone at any time. Both Scouts and adult leaders are subject to these rules and regulations, and are likewise subject to the consequences of violating these policies.



Preparing for your Adventure

Preparing for camp can be difficult. Here, you will find all of the important documents you will need in order to fully-prepare for your adventure at Greater LA Scouting Properties. You can also access and submit these individual forms on our website.

[Check In & Attendance](#)

[Health & Safety](#)

[Program-Specific](#)



Unit Camping Rules & Regulations

The following rules and regulations are designed to ensure everyone’s safety at Greater LA Scouting camping properties. Failure to follow these rules and regulations, along with other guidelines set-forth in this Leader’s Guide, may result in disciplinary action up to and including being asked to leave camp and contacting your council’s leadership. By signing below, your unit’s leader understands these guidelines and the below rules and regulations.

Unit Number	Council
Unit Leader Signature	Date
Unit Leader Printed Name	

1. Remain in designated program areas. Only remain in parts of camp that are applicable to your programs. Do not block camping property entrances, emergency exits, or driveways with unit or program materials; enter restricted areas, including the camp’s maintenance area, and staff and ranger housing; or stray off-trail into wooded areas. Additionally, do not enter program areas unless they are staffed. Camp Staff reserve the right to restrict entrance into additional areas of camp.
 - a. **The Los Angeles County Sheriff's Office is the owner of a portion of property within Firestone Scout Reservation.** Trespassers into this area of the reservation are subject to fines and penalties issued by the LA County Sheriff's Office, including citations.
2. Camp and council staff, county officials, or other designated authorities regularly conduct business on our properties; please do not interfere in their work. Examples include facilities maintenance and construction, animal grazing, and wildfire-fighting training.
3. Units camping at any Greater LA Scouting property are required to camp in tents (personal or provided) in designated areas only. Recreational vehicles (RVs) are not permitted in camp without prior approval from the Camp Director, as they are required to be in a designated part of the property away from the main camp. Camping trailers (non-equipment trailers), car camping, or rooftop camping are prohibited.
4. Individuals driving vehicles on camp property are required to follow all rules and regulations regarding driving at, and transportation to and from Scouting America events in the Guide to Safe Scouting. Additionally, drivers are required to do the following:
 - a. Drivers in camp are required to always keep their keys on their person, and vehicle permits are required to be always visible on the dash of your car.
 - b. Obey all posted signs on camp property, including speed limit signs. The speed limit within camp for all vehicles is 15 mph.
 - c. Parked vehicles must always be “facing out,” meaning the driver must always be facing the road for quick departures in the event of an emergency. This means all vehicles in a parking lot must be backed in. Vehicles must always be parked in designated areas; failure to park your car in a designated area may result in your vehicle being towed.
 - d. Scouting America is not responsible for any items that are lost or stolen from vehicles.
5. Additional rules and regulations, including those governing specific program areas, may be imposed at any time for the safety of those participating in a program.



Annual Health and Medical Record Parts A & B

Form Procedures & Instructions

Read this information before completing Parts A & B of the Annual Health and Medical

Upon arrival at camp, all units will undergo a medical screening, or Med-Check, to ensure that they are not only of good health, but are also of good condition to be at camp taking part in various activities. In order for us to complete the Med-Check fully, please make sure the following information is present.

1. BSA Annual Health and Medical Record — Part A
 - a. The Participant must sign their name in the blue box on the form. If the Participant is under the age of 18, the Participant’s Parent/Guardian must sign their name on the form as well.

2. BSA Annual Health and Medical Record — Part B1
 - a. All participants—both youth and adult leaders—are required to attach a photocopy of both sides of their insurance card to their Annual Health and Medical Record. If you do not have medical insurance, fill in this section with “None”.

3. BSA Annual Health and Medical Record — Part B2
 - a. All participants—both youth and adult leaders—are required to mark “Yes” or “No” for permission to receive Over-the-Counter (OTC) Medications. OTCs include allergy medication, pain relievers, and cold/cough medicine. Youth are required to have a signature validating this permission from a Parent/Legal Guardian or an MD/DO, NP, or PA.

4. **HESR Materials** San Bernardino County Health Screening Form
 - a. Only fill-out the top-left portion of the form (Last Name, First Name, Middle Initial, Camp Name, Arrival Date, and Departure Date)
 - b. To the right of this information, and below the Camper and Staff checkboxes, write the Departure Temperature for this individual.
 - c. Do not fill out the bottom portion of the form or answer the questionnaire. Our Medical Officers will be asking these questions to you during your Med-Check.

Part A: Informed Consent, Release Agreement, and Authorization

Full name: _____
 Date of birth: _____

High-adventure base participants:

Expedition/crew No.: _____
 or staff position: _____

Informed Consent, Release Agreement, and Authorization

I understand that participation in Scouting activities involves the risk of personal injury, including death, due to the physical, mental, and emotional challenges in the activities offered. Information about those activities may be obtained from the venue, activity coordinators, or your local council. I also understand that participation in these activities is entirely voluntary and requires participants to follow instructions and abide by all applicable rules and the standards of conduct.

In case of an emergency involving me or my child, I understand that efforts will be made to contact the individual listed as the emergency contact person by the medical provider and/or adult leader. In the event that this person cannot be reached, permission is hereby given to the medical provider selected by the adult leader in charge to secure proper treatment, including hospitalization, anesthesia, surgery, or injections of medication for me or my child. Medical providers are authorized to disclose protected health information to the adult in charge, camp medical staff, camp management, and/or any physician or health-care provider involved in providing medical care to the participant. Protected Health Information/Confidential Health Information (PHI/CHI) under the Standards for Privacy of Individually Identifiable Health Information, 45 C.F.R. §§160.103, 164.501, etc. seq., as amended from time to time, includes examination findings, test results, and treatment provided for purposes of medical evaluation of the participant, follow-up and communication with the participant's parents or guardian, and/or determination of the participant's ability to continue in the program activities.

(If applicable) I have carefully considered the risk involved and hereby give my informed consent for my child to participate in all activities offered in the program. I further authorize the sharing of the information on this form with any BSA volunteers or professionals who need to know of medical conditions that may require special consideration in conducting Scouting activities.

With appreciation of the dangers and risks associated with programs and activities, on my own behalf and/or on behalf of my child, I hereby fully and completely release and waive any and all claims for personal injury, death, or loss that may arise against the Boy Scouts of America, the local council, the activity coordinators, and all employees, volunteers, related parties, or other organizations associated with any program or activity.

I also hereby assign and grant to the local council and the Boy Scouts of America, as well as their authorized representatives, the right and permission to use and publish the photographs/film/videotapes/electronic representations and/or sound recordings made of me or my child at all Scouting activities, and I hereby release the Boy Scouts of America, the local council, the activity coordinators, and all employees, volunteers, related parties, or other organizations associated with the activity from any and all liability from such use and publication. I further authorize the reproduction, sale, copyright, exhibit, broadcast, electronic storage, and/or distribution of said photographs/film/videotapes/electronic representations and/or sound recordings without limitation at the discretion of the BSA, and I specifically waive any right to any compensation I may have for any of the foregoing.

Every person who furnishes any BB device to any minor, without the express or implied permission of the parent or legal guardian of the minor, is guilty of a misdemeanor. (California Penal Code Section 19915[a]) My signature below on this form indicates my permission.

I give permission for my child to use a BB device. (Note: Not all events will include BB devices.)

Checking this box indicates you DO NOT want your child to use a BB device.



NOTE: Due to the nature of programs and activities, the Boy Scouts of America and local councils cannot continually monitor compliance of program participants or any limitations imposed upon them by parents or medical providers. However, so that leaders can be as familiar as possible with any limitations, list any restrictions imposed on a child participant in connection with programs or activities below.

List participant restrictions, if any:

None

I understand that, if any information I/we have provided is found to be inaccurate, it may limit and/or eliminate the opportunity for participation in any event or activity. If I am participating at Philmont Scout Ranch, Philmont Training Center, Northern Tier, Sea Base, or the Summit Bechtel Reserve, I have also read and understand the supplemental risk advisories, including height and weight requirements and restrictions, and understand that the participant will not be allowed to participate in applicable high-adventure programs if those requirements are not met. The participant has permission to engage in all high-adventure activities described, except as specifically noted by me or the health-care provider. If the participant is under the age of 18, a parent or guardian's signature is required.

Participant's signature: _____ Date: _____

Parent/guardian signature for youth: _____ Date: _____

(If participant is under the age of 18)

Complete this section for youth participants only:

Adults Authorized to Take Youth to and From Events:

You must designate at least one adult. Please include a phone number.

Name: _____

Name: _____

Phone: _____

Phone: _____

Adults NOT Authorized to Take Youth to and From Events:

Name: _____

Name: _____

Phone: _____

Phone: _____



Prepared. For Life.™

Part B1: General Information/Health History

Full name: _____

Date of birth: _____

High-adventure base participants:

Expedition/crew No.: _____

or staff position: _____

Age: _____ Gender: _____ Height (inches): _____ Weight (lbs.): _____

Address: _____

City: _____ State: _____ ZIP code: _____ Phone: _____

Unit leader: _____ Unit leader's mobile #: _____

Council Name/No.: _____ Unit No.: _____

Health/Accident Insurance Company: _____ Policy No.: _____



Please attach a photocopy of both sides of the insurance card. If you do not have medical insurance, enter "none" above.

In case of emergency, notify the person below:

Name: _____ Relationship: _____

Address: _____ Home phone: _____ Other phone: _____

Alternate contact name: _____ Alternate's phone: _____

Health History

Do you currently have or have you ever been treated for any of the following?

Yes	No	Condition	Explain
<input type="checkbox"/>	<input type="checkbox"/>	Diabetes	Last HbA1c percentage and date: _____ Insulin pump: Yes <input type="checkbox"/> No <input type="checkbox"/>
<input type="checkbox"/>	<input type="checkbox"/>	Hypertension (high blood pressure)	
<input type="checkbox"/>	<input type="checkbox"/>	Adult or congenital heart disease/heart attack/chest pain (angina)/heart murmur/coronary artery disease. Any heart surgery or procedure. Explain all "yes" answers.	
<input type="checkbox"/>	<input type="checkbox"/>	Family history of heart disease or any sudden heart-related death of a family member before age 50.	
<input type="checkbox"/>	<input type="checkbox"/>	Stroke/TIA	
<input type="checkbox"/>	<input type="checkbox"/>	Asthma/reactive airway disease	Last attack date: _____
<input type="checkbox"/>	<input type="checkbox"/>	Lung/respiratory disease	
<input type="checkbox"/>	<input type="checkbox"/>	COPD	
<input type="checkbox"/>	<input type="checkbox"/>	Ear/eyes/nose/sinus problems	
<input type="checkbox"/>	<input type="checkbox"/>	Muscular/skeletal condition/muscle or bone issues	
<input type="checkbox"/>	<input type="checkbox"/>	Head injury/concussion/TBI	
<input type="checkbox"/>	<input type="checkbox"/>	Altitude sickness	
<input type="checkbox"/>	<input type="checkbox"/>	Psychiatric/psychological or emotional difficulties	
<input type="checkbox"/>	<input type="checkbox"/>	Neurological/behavioral disorders	
<input type="checkbox"/>	<input type="checkbox"/>	Blood disorders/sickle cell disease	
<input type="checkbox"/>	<input type="checkbox"/>	Fainting spells and dizziness	
<input type="checkbox"/>	<input type="checkbox"/>	Kidney disease	
<input type="checkbox"/>	<input type="checkbox"/>	Seizures or epilepsy	Last seizure date: _____
<input type="checkbox"/>	<input type="checkbox"/>	Abdominal/stomach/digestive problems	
<input type="checkbox"/>	<input type="checkbox"/>	Thyroid disease	
<input type="checkbox"/>	<input type="checkbox"/>	Skin issues	
<input type="checkbox"/>	<input type="checkbox"/>	Obstructive sleep apnea/sleep disorders	CPAP: Yes <input type="checkbox"/> No <input type="checkbox"/>
<input type="checkbox"/>	<input type="checkbox"/>	List all surgeries and hospitalizations	Last surgery date: _____
<input type="checkbox"/>	<input type="checkbox"/>	List any other medical conditions not covered above	



Part B2: General Information/Health History

Full name: _____

Date of birth: _____

High-adventure base participants:

Expedition/crew No.: _____
or staff position: _____

Allergies/Medications

DO YOU USE AN EPINEPHRINE AUTOINJECTOR? Exp. date (if yes) _____ YES NO

DO YOU USE AN ASTHMA RESCUE INHALER? Exp. date (if yes) _____ YES NO

Are you allergic to or do you have any adverse reaction to any of the following?

Yes	No	Allergies or Reactions	Explain	Yes	No	Allergies or Reactions	Explain
<input type="checkbox"/>	<input type="checkbox"/>	Medication		<input type="checkbox"/>	<input type="checkbox"/>	Plants	
<input type="checkbox"/>	<input type="checkbox"/>	Food		<input type="checkbox"/>	<input type="checkbox"/>	Insect bites/stings	

List all medications currently used, including any over-the-counter medications.

Check here if no medications are routinely taken. If additional space is needed, please list on a separate sheet and attach.

Medication	Dose	Frequency	Reason

YES NO Non-prescription medication administration is authorized with these exceptions: _____

Administration of the above medications is approved for youth by:

_____/_____
Parent/guardian signature MD/DO, NP, or PA signature (if your state requires signature)

! Bring enough medications in sufficient quantities and in the original containers. Make sure that they are NOT expired, including inhalers and EpiPens. You SHOULD NOT STOP taking any maintenance medication unless instructed to do so by your doctor.

Immunization

The following immunizations are recommended. Tetanus immunization is required and must have been received within the last 10 years. If you had the disease, check the disease column and list the date. If immunized, check yes and provide the year received.

Yes	No	Had Disease	Immunization	Date(s)
<input type="checkbox"/>	<input type="checkbox"/>		Tetanus	
<input type="checkbox"/>	<input type="checkbox"/>		Pertussis	
<input type="checkbox"/>	<input type="checkbox"/>		Diphtheria	
<input type="checkbox"/>	<input type="checkbox"/>		Measles/mumps/rubella	
<input type="checkbox"/>	<input type="checkbox"/>		Polio	
<input type="checkbox"/>	<input type="checkbox"/>		Chicken Pox	
<input type="checkbox"/>	<input type="checkbox"/>		Hepatitis A	
<input type="checkbox"/>	<input type="checkbox"/>		Hepatitis B	
<input type="checkbox"/>	<input type="checkbox"/>		Meningitis	
<input type="checkbox"/>	<input type="checkbox"/>		Influenza	
<input type="checkbox"/>	<input type="checkbox"/>		Other (i.e., HIB)	
<input type="checkbox"/>	<input type="checkbox"/>		Exemption to immunizations (form required)	

Please list any additional information about your medical history:

DO NOT WRITE IN THIS BOX.
Review for camp or special activity.

Reviewed by: _____

Date: _____

Further approval required: Yes No

Reason: _____

Approved by: _____

Date: _____



Routine Drug Administration Record

Name: _____ Campsite: _____

Troop No.: _____ Date of birth: _____ Classification: _____

Drug hypersensitivity: _____ Weight: _____

Prescribing Physician: _____
 Medications: _____ Rx: _____ No Yes Number(s): _____
 Dosage: _____ Date filled: _____
 Route: P.O. I.M. S.C. S.L. Topical Inhalation Rectal
 Times: PRN Daily B.I.D. T.I.D. Q.I.D. A.C. P.C. H.S.
 Amount in bottle: _____ Comments: _____

Med Time	S	M	T	W	T	F	S

Prescribing Physician: _____
 Medications: _____ Rx: _____ No Yes Number(s): _____
 Dosage: _____ Date filled: _____
 Route: P.O. I.M. S.C. S.L. Topical Inhalation Rectal
 Times: PRN Daily B.I.D. T.I.D. Q.I.D. A.C. P.C. H.S.
 Amount in bottle: _____ Comments: _____

Med Time	S	M	T	W	T	F	S

Prescribing Physician: _____
 Medications: _____ Rx: _____ No Yes Number(s): _____
 Dosage: _____ Date filled: _____
 Route: P.O. I.M. S.C. S.L. Topical Inhalation Rectal
 Times: PRN Daily B.I.D. T.I.D. Q.I.D. A.C. P.C. H.S.
 Amount in bottle: _____ Comments: _____

Med Time	S	M	T	W	T	F	S

Prescribing Physician: _____
 Medications: _____ Rx: _____ No Yes Number(s): _____
 Dosage: _____ Date filled: _____
 Route: P.O. I.M. S.C. S.L. Topical Inhalation Rectal
 Times: PRN Daily B.I.D. T.I.D. Q.I.D. A.C. P.C. H.S.
 Amount in bottle: _____ Comments: _____

Med Time	S	M	T	W	T	F	S

Prescribing Physician: _____
 Medications: _____ Rx: _____ No Yes Number(s): _____
 Dosage: _____ Date filled: _____
 Route: P.O. I.M. S.C. S.L. Topical Inhalation Rectal
 Times: PRN Daily B.I.D. T.I.D. Q.I.D. A.C. P.C. H.S.
 Amount in bottle: _____ Comments: _____

Med Time	S	M	T	W	T	F	S

P.O. = by mouth I.M. = intramuscular S.C. = sub-cutaneous S.L. = sub-lingual-under-tongue
 PRN = as needed B.I.D. = two times a day T.I.D. = three times a day Q.I.D. = four times a day
 A.C. = before meals P.C. = after meals H.S. = hours of sleep (taken at bedtime)

Initial Signature Name Position

INSTRUCTIONS: Sheet is for reproduction as needed. It should be three-hole punched and kept in a binder during camp week. Use one sheet for each camper with a prescription. Record all medicines brought to camp (up to FIVE medications per sheet). The medication, dosage and dosage schedule should be copied from the prescription. Record dispensing times and days in the blocks provided for each medication as they are dispensed. After camp, place sheet(s) inside the first aid log.



California Range & Target Activities Parental/ Legal Guardian Consent Form

I, _____, parent or legal guardian of _____,
(Print Name of Parent or Legal Guardian) (Print Name of Child)

hereby give my child express permission and consent to be loaned and possess firearms (handguns and long guns) and ammunition to engage in lawful, recreational sport, including target practice, and/or a course of instruction in the safe and lawful use of a handgun. (Cal. Penal Code §§ 27945, 29610, 29615, 29650, 299655; 18 U.S.C. § 922(x)). As used in this form, “firearms” include any handguns, long guns, or shotguns that may lawfully loaned to and possessed by a minor under state and federal law.

I also give my child express permission and consent to possess, and for a person to loan to my child, a “BB device” as defined in Cal. Penal Code * 19250. (Cal. Penal Code § 19915).

This consent is valid, absent my express revocation thereof, for the calendar year of _____.
(Calendar Year)

A photocopy or facsimile of this written consent will serve as an original.

I represent that I am (1) the parent or legal guardian of the minor named above and (2) not prohibited by Federal, state, or local law from possessing a firearm. I agree to indemnify and hold harmless Scouting America, and any local Council and all officers, members, employees, and volunteers thereof, from all losses, damages, causes of action, cost and expenses, arising from any false statements or representations made by me herein.

Parent/Guardian Signature Date



Greater LA Scouting Campership Application

At Greater LA Scouting, we are committed to ensuring that every Scout has the opportunity to participate in the Scouting program, regardless of financial circumstances. Thanks to the generosity of individuals, foundations, and corporations, we can provide financial assistance to families in need.

To help us process your request for financial assistance, we ask that you carefully review the following guidelines and provide accurate information. Please note that assistance may cover costs such as camping fees, program and event fees, and registration.

1. Complete the Campership application online on the Greater LA Scouting website, greaterlascouting.org/financial-assistance
2. The Camping Department will verify that the individual is a registered member of Scouting America

Our world-class programs unite youth from all races, religions, ethnic backgrounds, and economic situations. We aim to develop character, citizenship, and fitness in every young person who joins us. Prejudice, intolerance, and unlawful discrimination are not tolerated within Scouting.

Please submit your request for financial assistance using the online form. We will review your application carefully and aim to respond within 7-10 business days. Be sure to enter a valid email address, as our reply will be sent electronically.



Suggested Packing List

The items listed here are suggested general items that were suggested by units who regularly camp. The list includes items for the individual and for the unit.

Important. Please mark all personal gear with a name and unit number. Please plan to provide adequate protection for your valuables in the form of a lock box, or other means. Be sure to have combinations or spare keys for any locks you are using while at camp. The camp will not be held responsible for valuable items.

Suggested General Items

- 1x Sleeping Bag and Sleeping Pad
- 1x Pillow
- 1x Toiletries (toothbrush, toothpaste, etc.)
- 1x Swimsuit (follow appropriate swimwear requirements)
 - Males: Swim shorts are recommended. Tight fitting, revealing swimsuits or suits short enough to potentially cause exposure are not allowed.
 - Females: Modest tankinis and one-piece swimsuits are appropriate. Bikinis, two-piece suits, revealing swimsuits, or those exposing a bare midriff are not allowed.
- 1x or more towels and washcloths
- 4x pairs of socks
- 4x pairs of underwear
- 4x T-Shirts
- 3x or 4 pairs of Pants or Shorts
- 1x Field Uniform
- 1x pair of Shoes (closed-toed only)
- 1x Scout/Camp Hat
- 1x Water Bottle
- 1x Backpack/Day Pack
- 1x Rain Gear
- 1x Whittlin' Chip, Totin' Chip, and/or Firem'n Chit Cards
- 1x Pocket Knife (Whittlin' Chip or Totin' Chip Card required)
- 1x Scout Handbook
- 1x Flashlight or Headlamp
- Bug Spray

- 1x Sunscreen
- 1x Sunglasses
- 1x Hanger for Shirts/Field Uniform
- 1x Camping chair
- Any Program-Specific Materials

Medications

- Must be checked-in with Unit Leader OR at the Health Lodge

Unit Gear

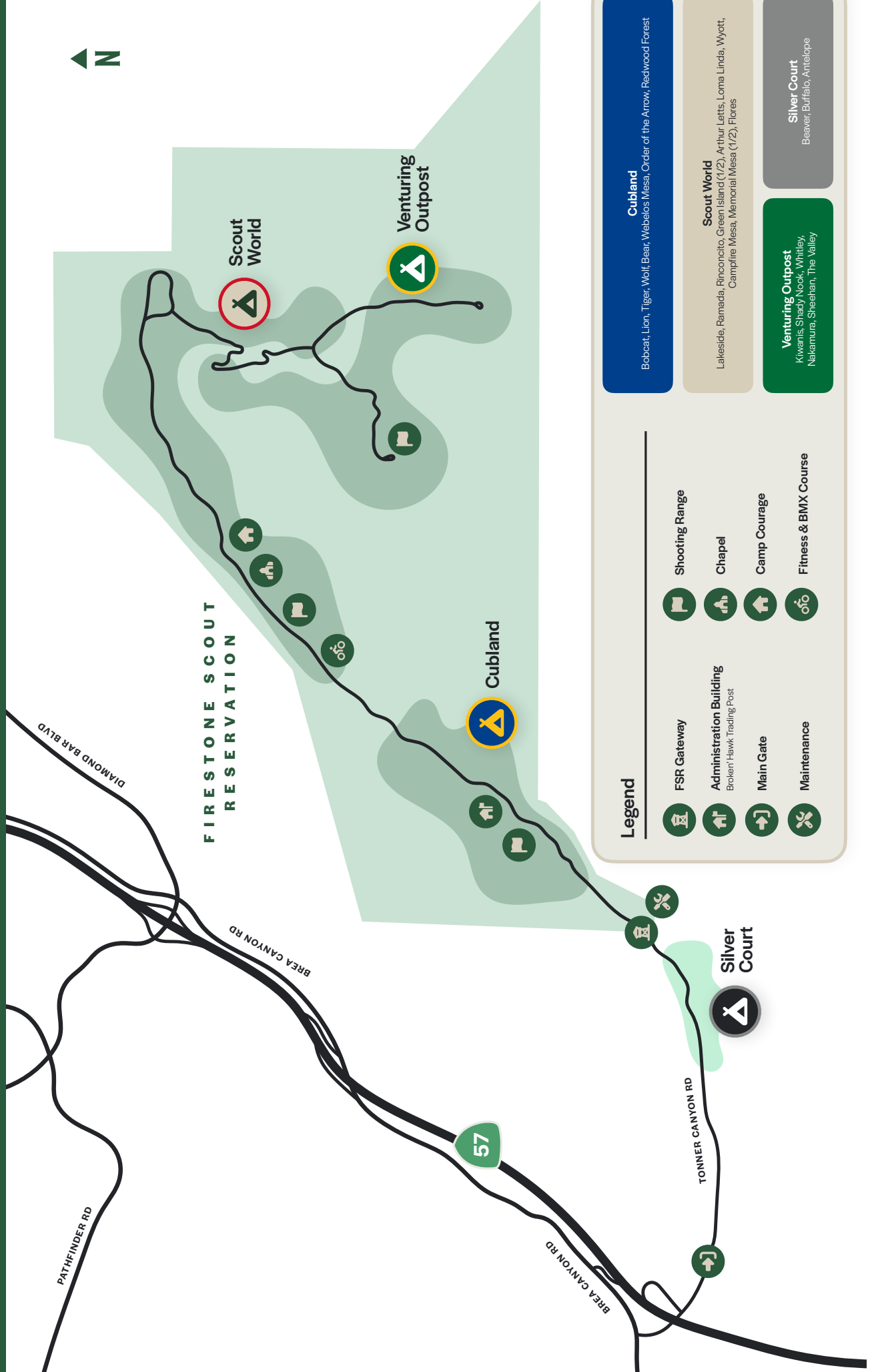
- Flags (United States & Unit)
- Well-stocked First Aid Kit
- Water Cooler
- Lanterns
- Cooking equipment & food storage

Leave at Home

- Toys
- Large, fixed blade knives
- Fireworks
- Firearms & Ammunition
- Drugs & controlled substances

Available at Camp

- Cleaning Supplies
- Paper Towels, Toilet Paper, and Trash Bags



Legend

	FSR Gateway		Shooting Range
	Administration Building <small>Broken Hawk Trading Post</small>		Kiosk
	Main Gate		Ranger's House
	Maintenance		Campsite

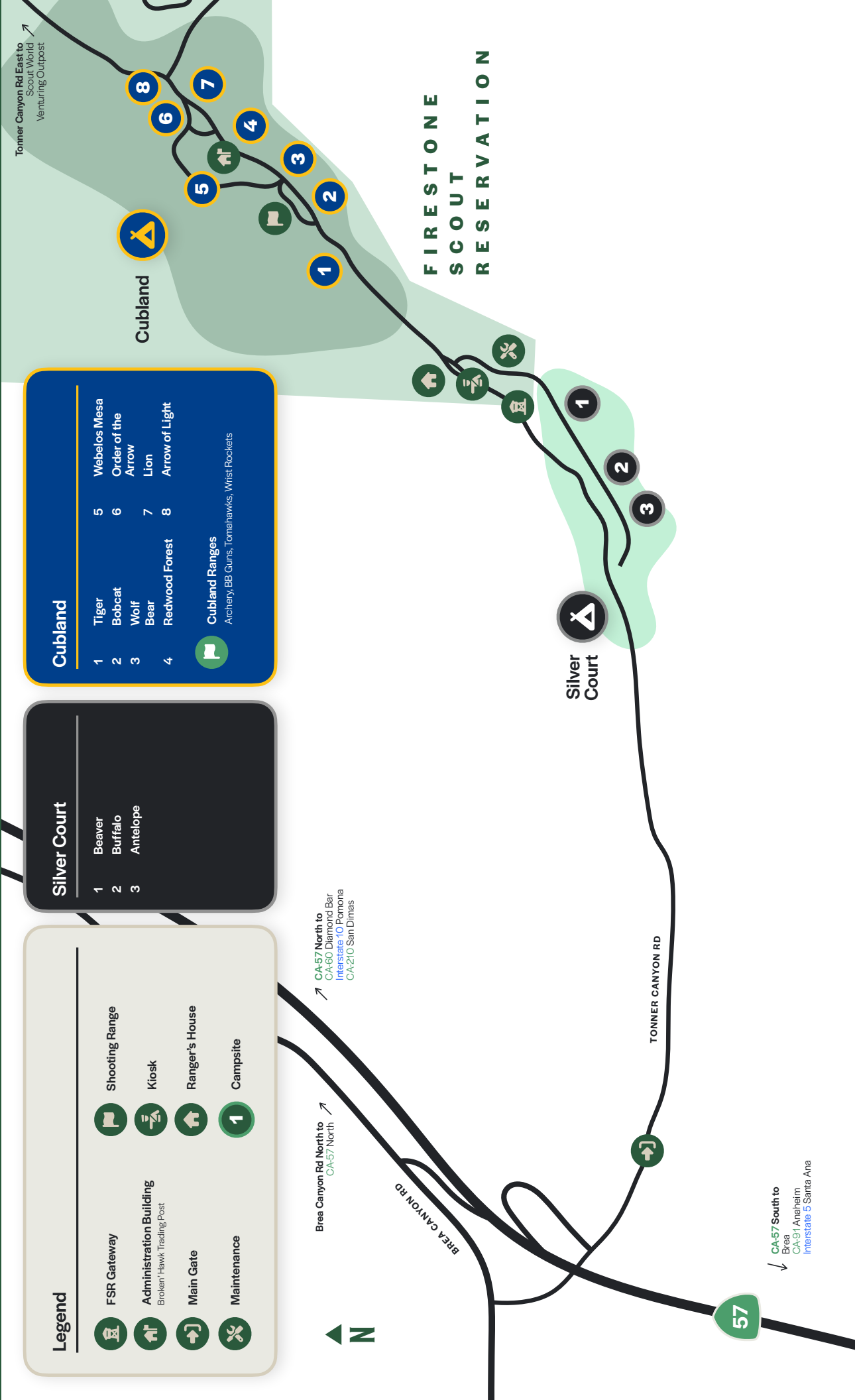
Silver Court

- 1 Beaver
- 2 Buffalo
- 3 Antelope

Cubland

1 Tiger	5 Webelos Mesa
2 Bobcat	6 Order of the Arrow
3 Wolf	7 Lion
4 Bear	8 Arrow of Light
Redwood Forest	

Cubland Ranges
Archery, BB Guns, Tomahawks, Whist Rockets



Tomner Canyon Rd East to Scout World Venturing Outpost

CA-57 North to CA-60 Diamond Bar
Interstate 10 Pomona
CA-210 San Dimas

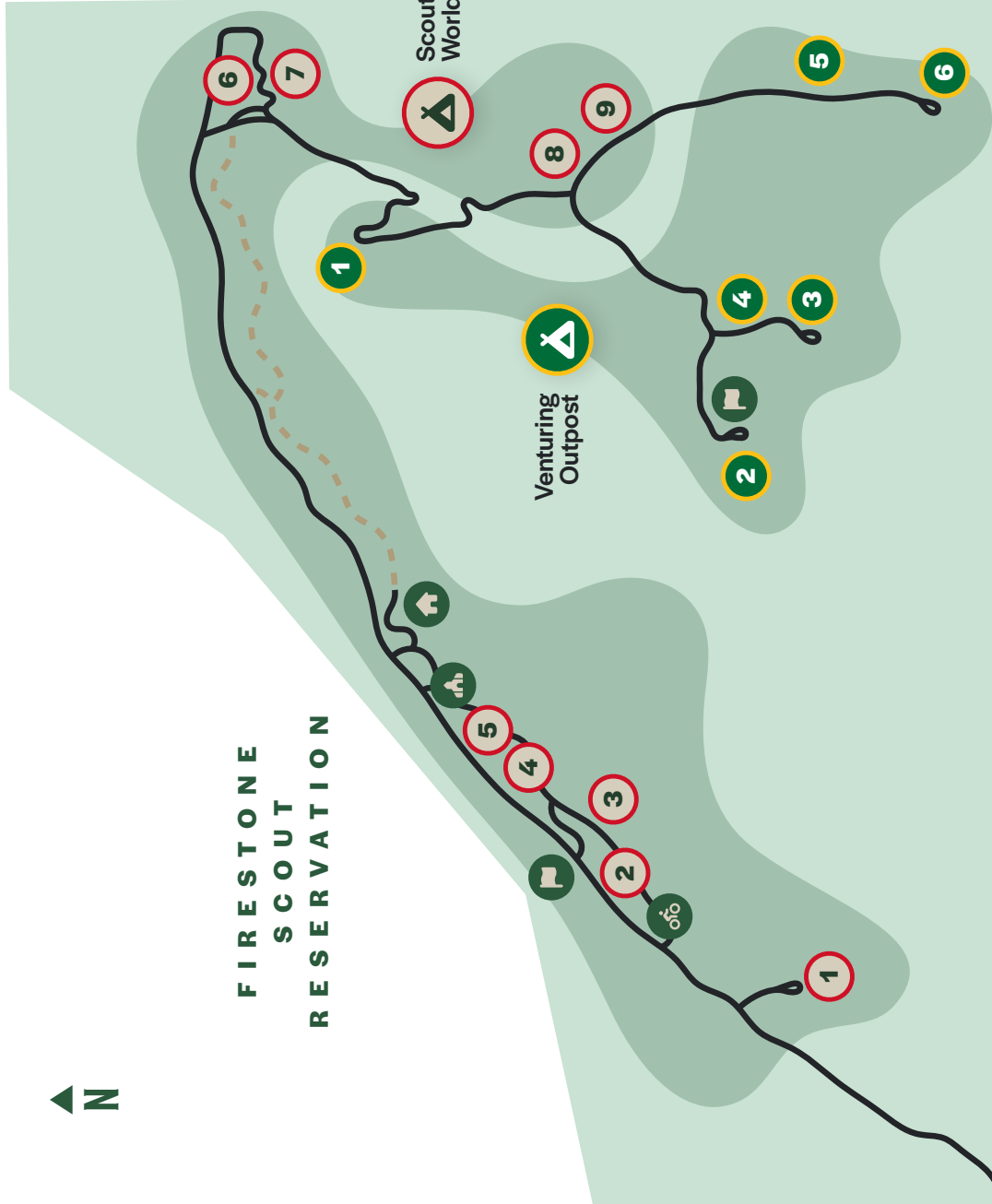
Brea Canyon Rd North to CA-57 North

CA-57 South to Brea
CA-91 Anaheim
Interstate 5 Santa Ana

FIRESTONE SCOUT RESERVATION



FIRESTONE SCOUT RESERVATION



Legend

	Main Gate		Shooting Range
	Chapel		Camp Courage
	Fitness & BMX Course		Campsite

Scout World

1	Lakeside	6	Loma Linda
2	Ramada	7	Wyott
3	Rinconcito	8	Memorial Mesa 1/2
4	Green Island 1/2	9	Flores
5	Arthur Less		

Scout World Ranges
Archery, Tomahawks, Shotgun

Venturing Outpost

1	The Valley	4	Whitley
2	Sheehan	5	Kiwanis
3	Nakamura	6	Shady Nook

Venturing Outpost Ranges
Archery, Tomahawks, Shotgun

Tomer Canyon Rd West to
Outland
Reservation Headquarters
Broken Hawk Trading Post
Reservation Exit to CA-57





Greater LA Scouting

Non-Resident Camping Leader's Guide

2026 Edition

Updated August 8, 2025

This guide was published for distribution by Greater LA Scouting, Scouting America. For more information, please contact Greater LA Scouting.

This guide was designed and composed by Jackson DeAndrea—a Scouter and former Camp Staff Member at Greater LA Scouting properties.

This guide was written by Greater LA Scouting.

greaterlascouting.org | (213) 413-4400 | 2333 Scout Way Los Angeles, CA 90026