

San Gabriel Valley District

# CAMPOREE

2025



**BACK**  
**TO**  
**THE FUTURE**



## 2025 Camporee Guide

Everything you need to know to be prepared

# Table of Contents

1.	Purpose	2
2.	Key Staff	2
3.	Registration	3
4.	Required Paperwork	4
5.	Adult Leadership	4
6.	Preparation for Camporee	5
7.	Camporee Code of Conduct	6
8.	Arrival Procedures	7
9.	Camping	10
10.	Check Out	12
11.	Sponsoring an Event	12
12.	Competition	13
13.	Scoring	15
14.	Schedule (estimated)	16
15.	2025 Camporee Patrol Roster	17
16.	Hike-in and Check-in Scoresheet	18
17.	Cooking and Cleanliness Scoresheet	19
18.	Frontcountry Campsite Inspection Scoresheet (Car Access)	20
19.	Backcountry Campsite Inspection Scoresheet	21
20.	2025 SGVD Camporee Patch Design Competition	22

## Revision History

2025-01-27 Initial Issue

### PLEASE NOTE:

THIS GUIDE WILL BE UPDATED AND REISSUED AT LEAST ONCE PRIOR TO CAMPOREE. IF YOU MUST PRINT THIS DOCUMENT, PLEASE ONLY PRINT LIMITED COPIES.

IF YOU HAVE ANY QUESTIONS REGARDING THIS LEADER GUIDE, PLEASE EMAIL [BRIAN@MCLAUGHLAND.COM](mailto:BRIAN@MCLAUGHLAND.COM).

# 1. Purpose

Camporee is a districtwide event promoting Scout skills and fun. It is meant to be used by the troops as one means of measuring progress in developing their Scouts. Camporee will provide ten competition events for each patrol. Three areas are judged during the course of the event and seven areas are judged during the Saturday competition. All areas will test patrol’s “Scout Skill” and are founded in the skills taught in the ranks of Scout through First Class.

# 2. Key Staff

The following individuals are the primary points of contact:

Position	Name	Email
Chairperson	Brian McLaughlin	brian@mclaughland.com
Facility Coordinator	TBC	
District Chairman	Doug Mann	douglasmann@verizon.net
District Commissioner	Susan Kimball	ucskimball@gmail.com
District Unit Coordinator	Estela Chicas	estela.chicas@scouting.org
District Area Leadership Manager	Melissa Bueno	melissa.bueno@scouting.org
Headquarters/Staff	TBC	
Ranger	Eric Brower	firestonebsa@gmail.com
Scoring	Kelvin Wong	kelvinwong@troop104.org
Traffic & Parking	TBC	
Check-in	TBC	
First Aid	TBC	
IOLS Trainer	TBC	

Thank you to the following Troops and individuals for hosting each of the events:

Event	Host
Cooking & Cleanliness Inspection	Commissioners
Campsite Inspection	Commissioners
Citizenship	TBD
First Aid Skills	TBD
Knots and Lashings	TBD
Navigation	TBD
Fire Safety & Nature	TBD
Camp Tools	TBD
Mystery Event	TBD
Hike In & Saturday Campfire	Order of the Arrow
Bonus Events	TBD

### 3. Registration

The 2025 San Gabriel Valley District Camporee will be held on April 25 – 27, 2025 at Firestone Scout Reservation.

Registration for the 2025 San Gabriel Valley District Camporee will open online on February 1, 2025. Please visit <https://scoutingevent.com/033-SGVDCamporee> to register.

You will need the following information to register:

- Number of competing patrols
- Names of competing patrols (if available)
- Whether the patrols are competing as Frontcountry or Backcountry patrols
- Number of non-competing patrols
- Number of adults

Registration will close on Friday, April 11, 2025 at 11:59PM.

### 3.1 Fees

The cost for 2025 SGVD Camporee is as follows:

- \$30 per Scout through March 23, 2025; increases to \$40 on March 24, 2025
- \$30 per Adult through March 23, 2025; increases to \$40 on March 24, 2025

NOTE: There is a not a day-use option. If you are attending the event for any duration, then the normal registration fee applies.

### 3.2 Patches

Participation patches will be provided for all registered and paid attendees. Patches will be issued when a unit checks out on Sunday morning after closing ceremonies. If your unit is departing on Saturday, please pick up your patches at check out. Scorecards can also be picked up at checkout.

**Refer to Section 20 for the Camporee Patch Design Competition information.**

## 4. Required Paperwork

The following paperwork should be prepared for each patrol attending:

- Three copies of the Patrol Roster form (see Section 15). All patrol members attending will be listed alphabetically by last name. This form can be downloaded on the registration site or printed from this packet and filled out. One copy will be turned in during check in. One copy should stay with the Scoutmaster and one copy should be with the Patrol Leader.
- Two signed copies of the BSA medical records form (680-001, 2019 printing). **Note that the medical forms require a photocopy of both sides of medical insurance cards to be considered complete.** One copy will be kept by the Scoutmaster, or Lead Adult. The second copy will be with each scout in his/her daypack at all times.
- Two copies of the BSA Consent to Participate Form. One copy will be kept by the Scoutmaster and one copy should be carried by the scout during the event. Where the name of the event is required on the form, please enter “2024 SGVD Camporee” and the dates are “4/26/24 to 4/28/24”.

## 5. Adult Leadership

**Two registered adult leaders 21 years of age or over are required to be present at all times during Camporee. There must be a registered female adult leader 21 years of age or over in attendance with every unit serving females.**

**In addition to providing two adult leaders to comply with two-deep leadership requirements, troop must also provide one additional adult leader for every 10 scouts**

**beyond 20 scouts.** For example, if your unit has 25 scouts attending, you need three leaders and if your unit has 31 scouts attending, you need four leaders.

**All adults staying overnight must be:**

- **currently registered as an adult volunteer or an adult program participant with BSA**
- **have current YPT**
- **have submitted their Criminal Background Check disclosure to council**
- **be AB 506 compliant, including both having completed the two-hour training and Livescan.**

Please refer to the Youth Protection and Adult Leadership section of the Guide to Safe Scouting.

Adult Leaders are present to supervise and ensure scouts are interacting appropriately. When possible based on patrol size, the Adult Leaders required for two-deep leadership should camp with the troop. Adult Leader tents within a patrol site must be marked as “Adult Tent” to be excluded from the campsite judging.

Adults in excess of the minimum required must camp in the adult camping area on the north side of the road (See Figure 4).

The Adult Leaders must be present in the patrol site area when scouts are in camp and need to actively supervise when scouts are cooking/using stoves. They should have minimal interaction with patrols and allow patrol leaders to provide leadership to scouts. Adult Leaders may step in to ask questions of scouts and Patrol Leaders that will assist scouts in determining what they need to do to be successful. Adult Leaders should immediately step in if they see something dangerous or inappropriate.

## 6. Preparation for Camporee

The primary reasons for holding the Camporee are to test a Patrol’s scouting skills, develop team work, and increase the level of Scouting Spirit within the San Gabriel Valley District. The following information should be used by Scoutmasters and Patrol Leaders to prepare the Troop/Patrols for Camporee:

- Each patrol competing should be the normal scout patrol that has been together during the scouting year. By participating in this method, each patrol can measure how their scouting skills are maintained throughout their individual programs. The SPL & Scoutmaster can then adjust their individual programs to aid in each Patrol’s scouting skills development. Setting up patrols of all senior scouts specifically for Camporee in order to score high in the competition does not serve the purposes of Camporee and is not regarded highly by the judging staff.
- Have patrols design and prepare Patrol flags, Patrol yells and Patrol songs. A patrol’s spirit is judged during every event during the competition day and will help the scouts develop the teamwork necessary to do well.

- Have patrols practice construction of camp gadgets (pioneering) and camping set-up in advance. This will aid them during their setup on Friday evening and be helpful in the campsite inspection competition. The “lashing” and “camping” tags including in the Check-in packet are to be attached to the camp gadget for recording of the inspection score(s).
- Make sure patrols understand they should secure all required equipment prior to Camporee so they do not end up without necessary items during setup.
- Properly label or identify all Troop and patrol articles.
- Make sure patrols procure all badges of office, Troop numerals, etc. and ensure that they are all properly attached to the Scout uniforms prior to the event.
- Patrols should be “uniform” for Friday’s check in. Field uniform shirt is required but patrols can determine if they are all wearing items such as scout shorts, scout pants, scout socks, hats, neckerchiefs, etc. A patrol will be judged on how all members have identical uniform components, not on their adherence to the Field Uniform, as described in the Scout Handbook.
- Ensure that all canvas goods (tents, dining fly etc.) meet the required fire-retardant standards.
- A patrol flag, poster, flyer, etc. is required to be displayed clearly to identify campsites.
- Make sure patrols understand that they are expected to live up to the Scout Oath, Law, and Motto during the entire Camporee event. Scoutmasters witnessing scouts exhibiting behavior not consistent with the Scout Oath or Law should observe only and report to the Headquarters. If such behavior is within the Scoutmaster’s own troop, the Scoutmaster should deal with it directly within their own Troop’s discipline guidelines.
- Non-competing patrols will have their own patrol site in the same area as competing patrol from the same Unit.
- **Review the Camporee Code of Conduct with all scouts attending Camporee.**

## 7. Camporee Code of Conduct

I recognize that my personal conduct and that of all participants attending the Camporee will do much to enhance the image of Scouting. I therefore accept the following Code of Conduct:

- The Scout Oath will be my guide throughout the Camporee.
- I will set a good example by keeping myself neatly dressed and presentable. The Field Uniform will be worn during Friday check-in, Saturday flag ceremony and campfire.
- During the competition events on Saturday, an Activity uniform or patrol/troop shirt may be worn.
- I expect to attend all scheduled Camporee activities.

- In consideration of the other participants at the Camporee, I agree to be in my tent and remain quiet from lights out at 10:00 PM to reveille at 6:00 AM.
- I will be responsible for keeping my tent clean and neat, and I will adhere to all Camporee policies and regulations.
- I pledge to do my share to prevent littering and defacing of the Camporee site.
- I agree that no gambling of any kind will be permitted.
- I understand that the illegal possession or use of drugs, alcohol, harmful substances, fireworks and firearms is strictly prohibited. In addition, smoking, vaping, chewing tobacco or any other form of tobacco or herbal usage is strictly prohibited. Refer to the Alcohol, Tobacco, and Drugs policy in the Guide to Safe Scouting.
- I understand that I will be personally responsible for any loss, breakage or theft of property that I cause.
- All knives must conform to BSA policy.
- Campsite etiquette will be strictly enforced. Permission must be granted before entering another Patrol's campsite and no one is permitted in someone else's campsites when they are not there. Unit leaders will be informed of violations. Camporee judges are permitted to enter sites during inspection periods.

With regard to Adult conduct, this camporee is geared to enable the youth to succeed. Adults are expected to allow the youth to organize themselves in their patrols for the entire weekend. Please give the patrols in your unit space to develop their team, struggle, maybe fail, and ultimately succeed.

## 8. Arrival Procedures

It is expected that all participants will arrive at camp between 4:00 PM – 7:00 PM on Friday, April 25, 2025. Troop/Patrol Groups must arrive within a close time window as check-in requires all patrol attendees to be present.

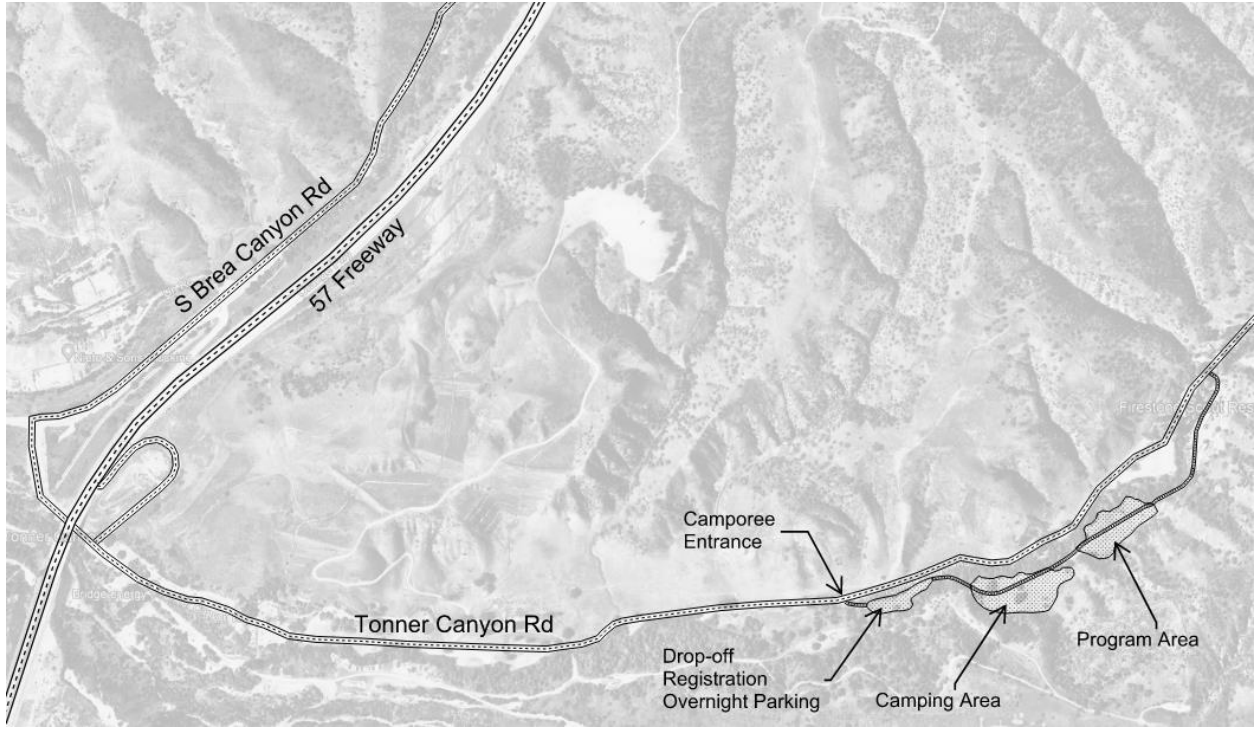
### 8.1 Directions to Camp

**Camp Address:** Firestone Scout Reservation, 19001 Tonner Canyon Rd., Brea, CA 92821

From the 57 south, exit Brea Canyon Rd (Exit 13). Turn right on S. Brea Canyon Rd and drive south (parallel freeway) to Tonner Canyon Rd. Turn left and proceed on Tonner Canyon Rd. into Firestone Scout Reservation past the guardhouse. Proceed on the main road approximately 1.1 miles. The camporee drop-off/check-in/parking area will be on the right.



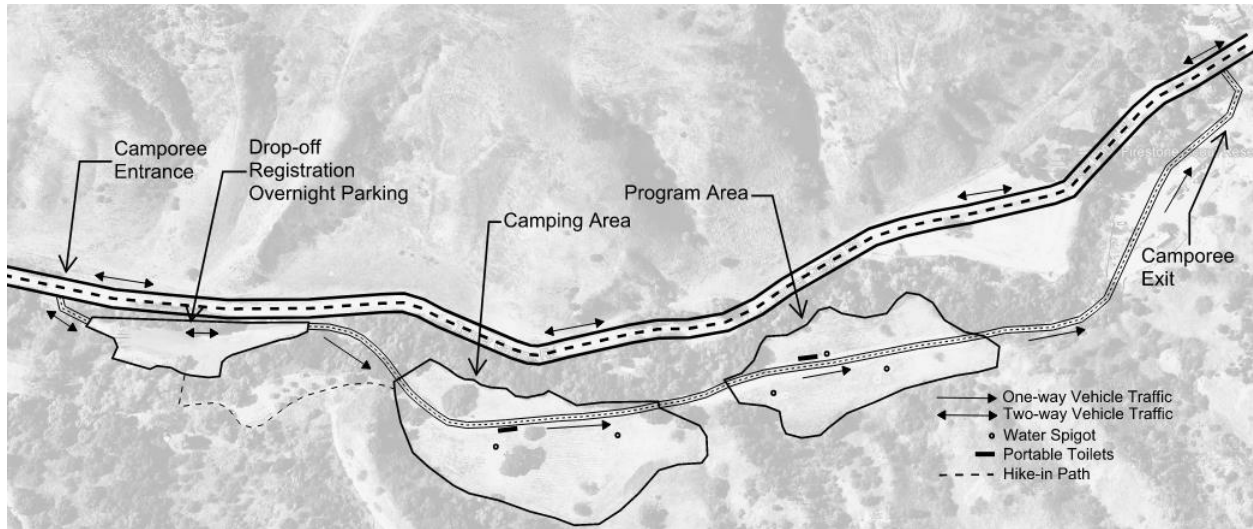




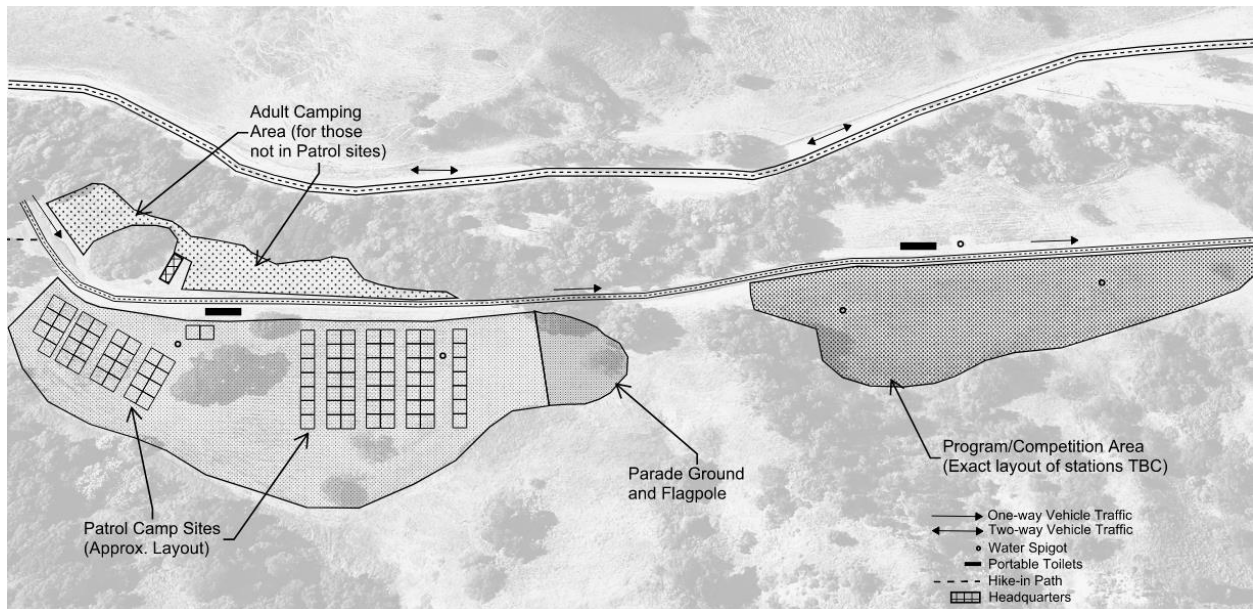
**Figure 1 Camporee Arrival Map**



**Figure 2 Camporee Entrance Sign**



**Figure 3 Camporee Area Map**



**Figure 4 Camping and Program Area Detail Map**

## 8.2 Scout Drop-off

At the designated area, about 0.25 miles from camping area, scouts are dropped off. A Backcountry patrol must have backpacks and carry ALL gear from this point (with the exception of a cooking table). A Frontcountry patrol should carry a day pack containing the Scout Essentials. Along the hike to camp, patrol will participate in various check-in and inspection stops.

### 8.3 Gear Drop-off

After scout drop off, adults will drive to Gear Drop Off Area. Gear will be dropped off in the large area adjacent to Headquarters (NOT DRIVEN TO CAMPSITE). Adults need to unload gear IMMEDIATELY and proceed to parking area. Cars are not allowed in camping area. Patrols will hike to this area and will carry gear to their campsite. Trailers must be unloaded in this area as well and driven to parking area. They will be directed to a specific area for drop off (tow vehicle parked in separate area). Firestone regulations require all trailers are detached from tow-vehicles while parked on site.

### 8.4 Check-in

Patrol leaders will check-in at the check-in table in the parking area. Group will check-in by patrol, once all patrol members are present. Scoutmasters DO NOT need to check-in.

## 9. Camping

### 9.1 Campsites

Troops will camp in adjacent campsites, and each patrol will be assigned a campsite of approximately 30' X 30'. **Please note that campsites are planned to be larger for this year as compared to previous years; the exact size is still being determined. Additionally, campsite assignments are expected to be available approximately one-week before camporee.**

Campsites must be set up with all required components within the defined area. Campsite markers or stakes are not permitted to be moved.

Adults will need to mark their tent/camping area in order that it be excluded from judging. It is recommended that each troop bring pre-made signs that can be placed on the adult tents.

### 9.2 Campsite Components and Guidelines

- Each patrol must select a camp site format (subdivision of individual campsites is not permitted):
  - Frontcountry Campsite (car camping): Features of this site are a pioneering camp gadget or identification post/sign, a designated cooking area (with patrol box or other organized storage of food and equipment) and a tent area. The whole camping site must be organized and clearly delineated between patrols. See scoring sheet for specific components of this type of site. (See Section 18)
  - Backcountry Campsite (backpacking): This site is designed to be constructed with just what scouts can bring in backpacks. Some elements of a backcountry site cannot be easily replicated in a Camporee setting but sites will be judged based on how scouts integrate components of a backcountry site and set up a site as close as possible to an actual backcountry site. See scoring sheet for specific components of this type of site. A cooking table and items for pioneering camp gadget may be dropped off and DO NOT have to be backpacked into camp. (See Section 19)

- Each patrol campsite must be marked with a patrol flag and/or patrol sign/plaque. Troops should identify themselves with Troop Flag and an American Flag.
- This is a Pack In, Pack Out event. Troops must supply their own plastic trash bags. Troops are responsible for removing all garbage with them when they depart Camporee.
- Gray water must be disposed of as follows. Each competing patrol must have a 5-gallon bucket with a screen for the proper disposal of gray water. Exact procedures regarding disposal of gray water are in the process of being confirming with Firestone Scout Reservation.
- Water spigots are for filling only – no hand washing, dish washing, teeth brushing, etc. in this area.
- Troops may use propane stoves for cooking on a table at least 18” off the ground. There is no use of propane fire rings anywhere in camp. Open fires and charcoal are also NOT permitted.
- It is highly recommended that troops bring sunshades/canopies, tables and chairs, as there are limited trees and no picnic tables in campsites.
- Remember, this is a competition, and points are awarded for clear layout, organization and identification of areas.
- At least two trained adults must camp with each troop and should be present during all times when scouts are in the campsite (morning, lunch and evening). Please refer to Section 5 for details on required adult training.
- During Saturday competition times, no scouts are permitted in the camping area, unless they are approved to retrieve items or other needs by their Scoutmaster or Camp Staff. The camping area will open to patrol that have completed ALL competition events at 3:00PM. The camping area will be open to all patrols at 4:30PM when the Program Area closes.
- Scouts must always travel in the buddy system.
- Scouts may not use cell phones while at Camporee (there is no cell provider service in the camping/competition area anyway). Many troops allow scouts to access phones during transportation, but phones should be kept in locked cars or other means that troops utilize to ensure scouts do not have phones during the event. Any scout seen with a phone will be reported to the Unit Scoutmaster with the expectation that the Scoutmaster will address the improper phone usage. Scouts who need to contact parents or have other cell phone needs, must see their Scoutmaster. Scoutmasters may have to drive toward the Firestone front gate to gain cell coverage.
- Cooking – Breakfast and Dinner on Saturday will be cooked by each patrol in the camping area. Saturday lunch must be a “trail lunch” and prepared Saturday morning and taken with each scout when they depart for the competition area.
- Stoves – when cooking, Stove Safety Rules (Guide to Safe Scouting, 2019) must be followed. Once a stove is hooked up, it may be left assembled for the weekend. BSA approved stoves, canister type, butane or propane may be used. All cooking must be done on above ground

stoves (18” minimum). Backcountry sites must bring portable table for cooking (may be dropped off in gear area – does not need to be carried in).

### 9.3 Toilet/Showers Facilities

Single-person capacity portable toilets will be available. Some will be designated only for female adults and female youth. ALL PARTICIPANTS are expected to keep these clean and only use the proper one. Any horseplay or scouts not keeping portable toilets clean will be reported to the Scoutmaster.

Handwashing stations will be provided near the portable toilets.

No showers are available in the camporee area.

If you see an area in need of service, contact HQ or someone from the camporee staff.

## 10. Check Out

Firestone front gate opens at 6:00 am. However, the gate at the east end of the Program Area will not open to cars until 8:00am. Troops are encouraged to begin packing up in the morning and organize gear for pick up. Cars will be allowed to enter the camping area starting at 8:00am. For packing, cars/trailers WILL be allowed on main road/path in camping area. Please advise drivers to be EXTRA CAREFUL when driving in. Parking should be off the road near the campsite and allow for vehicles to pass. When exiting, cars must proceed to the end east end of the Program Area, turn left on the main camp road and proceed west to exit Camp Firestone.

All Units may begin departing at 10:00am, Sunday, AFTER they have checked out with Headquarters and are issued their patches. In order for patches to be issued and a troop to depart, campsite must have NO evidence of being camped on. All trash must be picked up and packed out. Please make sure you are departing the campground NO LATER than 11am.

## 11. Sponsoring an Event

For units considering sponsoring a competition event, please refer to Sections 12.3, 12.4 and 12.5 for details of the event categories available for sponsorship. **The troop must contact Brian McLaughlin at [brian@mclaughland.com](mailto:brian@mclaughland.com) to express interest in sponsorship.**

It will be the sponsoring troop’s responsibility to develop the event and associated test of scouting skills for the events listed in Section 12.3. The event must be based on the content of the current edition of the Scout Handbook.

For the Mystery and Bonus Events (See Sections 12.4 and 12.5), a clear plan for the event must be presented and if the event is to be scored, a clear scoring system must be presented.

Senior scouts who are not competing in Camporee will run the events and adults from the same unit will be present to support their senior scouts.

Activity plans and answers are to be submitted by March 12, 2025 to Brian McLaughlin ([brian@mclaughland.com](mailto:brian@mclaughland.com)).

It is strongly recommended that sponsoring troops bring sunshades, tables and chairs for their portion of the Program Area.

## 12. Competition

Competition scoring will begin when each patrol checks in and continues until Sunday morning. In addition to how patrols score in the competition areas, at many areas patrols will be scored on their scouting skills, spirit, team work, and use of the patrol method as they function during the weekend.

Camporee competition is open to patrols with scouts up to and including Life rank. Eagle Scouts are not allowed to compete. Senior Patrols predominantly made up of Life and Eagle Scouts are encouraged to contact the Camporee Chairman to be on staff so they can share their knowledge and help grow the next generation of Eagle Scouts. All non-competing Senior Patrol Leaders should also contact the Camporee Chairpersons to be on staff. Patrols are expected to compete in all events, and points will be awarded based upon the guidelines posted below. Non-participation in an event will result in no points being awarded for that event.

Scout Handbooks are permitted in camp and also can be reference IN BETWEEN competition events and/or for Patrol Leaders to present a challenge (Refer to Section 13). Scouts must keep handbooks in day packs and they MAY NOT be taken out during a competition event. If scouts are seen using a handbook, or cell phone or other device, during a competition event, the score will be a "0" for that event. Camporee can also be a good time for rank advancement sign off. Scouts should work with their patrol leader/adult leaders if they can use their participation in a competition station for rank advancement sign off.

Four ribbons are issued based on a patrol's total points:

- Presidential: 900 – 1000 points
- First Award: 800 – 899 points
- Second Award: 700 – 799 points
- Third Award: 600 – 699 points

All competition events will be based on information in the Scouts BSA Handbook, 14 edition.

### 12.1 Events

The following events will be part of the overall scoring for the 2024 SGVD Camporee.

Note: Before leaving a competition station, the Patrol Leader should review the scoresheet with the station staff to ensure accuracy. Challenges on correctness of question/test answers should be reviewed at this time with a station adult.

## **12.2 Outdoor Skills**

### **12.2.1 Check-in and Hike – 100 points**

All patrols will hike into Camporee from the Drop Off area. The Patrol Leader is responsible for checking in the patrol. 10 Essentials should be carried by scouts during entire event and will be checked during hike in.

Scouts should wear the official Boy Scout uniform (Field Uniform) shirt and similar pants/short (Scout pants/short recommended but not mandatory. All Scouts should be wearing appropriate shoes for a day hike. See Hike In and Check In Scoresheet (See Section 16) for more details.

Scouts will be judged on their trail manners, their ability to recognize and follow directions and the way they adapt to trail situations and various trail conditions. Patrol judges may not be in plain sight of hiking patrols.

### **12.2.2 Campsite – 100 points**

Patrols will be judged on their campsite organization, cleanliness, adherence to BSA campsite guidelines, cooking, food storage, cleanliness and other Camporee guidelines listed on the scoresheet. Camps may be Frontcountry or Backcountry sites. Each method has a separate scoring sheet worth 100 points. (See Sections 18 and 19)

### **12.2.3 Cooking and Cleanliness – 100 points**

Patrols will be judged on their written menu and written duty roster for all meals prepared at Camporee. Additionally, patrol will be judged on equipment storage, food storage, Scouts using mess kits, trash storage, cooking area organization and cleanliness. (See Section 17)

## **12.3 Scout Skills**

### **12.3.1 Fire Safety and Nature – 100 points**

Patrols will be judged on their knowledge of how to use fire safely and responsibly, types of campfires and applications, proper components and construction of a campfire, how to prevent home fires, how to handle fire safely, burn prevention, and camping safety. For preparation patrols can use references such as the Scout Handbook and Firem'n Chit. Due to Firestone regulation, no actual fires can be built so information will be tested using other methods. Patrols will also be judged on their knowledge of nature including plant and animal identification and Leave No Trace.

### **12.3.2 First Aid – 100 points**

Patrols will be judged on their knowledge of the BSA first aid requirements for Tenderfoot through First Class rank advancement. Each scout should have a personal first aid kit as part of their 10 essentials and carry it for the duration of Camporee.

### **12.3.3 Knots and Lashings – 100 points**

Patrols will be judged on their knowledge of BSA knots and lashings, their use and how to tie them. Knots to prepare for are: square, two half hitches, sheet bend, taut line hitch, bow line, clove hitch, and timber hitch. Lashings to prepare for are tripod, square, diagonal, round, and

sheer. Lashings will be judged on the campsite gadget. Knots will be assessed at the Saturday event station.

#### 12.3.4 Citizenship – 100 points

Patrols will be judged on their knowledge of Scouting history and the citizenship requirements for Tenderfoot through First Class rank advancement in the Scout Handbook. Patrols should also be able to conduct a flag ceremony and how to fold/unfold an American flag.

#### 12.3.5 Camp Tools – 100 points

Patrols will be judged on their knowledge of knife and axe safety as described in the requirements for Tenderfoot through First Class rank advancement and Totin' Chip requirements in the Scout Handbook. Patrols will be expected to know all parts of a knife, axe and shovel and how to handle, properly use, transport and care for each.

#### 12.3.6 Navigation – 100 Points

Patrols will be expected to know the parts of a compass, symbols on a map, how to orient with a compass, measuring distance and how to measure the height of an object from a distance. Patrols may also complete a course using orienteering skills.

#### 12.4 Mystery Event – 100 points

Patrol will demonstrate leadership, teamwork and creative thinking to successfully solve problems. The exact nature of the situation will be revealed to the Patrol at the event.

#### 12.5 Bonus Events

We are looking for Troops to host fun events that are in addition to the Outdoor Skills and Scout Skills events. These events could be related to the Camporee theme or just a fun game.

Please refer to Section 11 for details on sponsoring an event.

## 13. Scoring

Each patrol will be issued 2 challenge tickets. If they feel an answer to a competition component was not scored correctly, the Patrol Leader may present the challenge ticket to the adult supervising the competition station. All challenges must be based on the Scout Handbook and the Patrol Leader must show in the handbook where information for the challenge is found. The Patrol Leader is expected to demonstrate Scout Spirit and Respect during the challenge and accept the decision of the supervising adult. Only Patrol Leaders may issue challenges. Challenges are not accepted from adults. Incorrect score calculations are NOT subject to challenge ticket use. Errors in calculation should just be brought up to adult supervising for correction.

**Once the competing patrol leaves the event station, the opportunity to challenge is over!**



## 14. Schedule (estimated)

### **FRIDAY April 25, 2024**

4:00 pm - 7:00 pm Check-In and Camp Set up

9:00 pm - 9:30 pm Scoutmaster & Senior Patrol Leader Cracker Barrel

10:00 pm Lights Out

10:00 pm - 6:30 am Quiet time

### **SATURDAY April 26, 2024**

6:00 am Reveille

6:35 am - 8:00 am Breakfast

8:30 am – 8:50 am Flag Ceremony (Field Uniform)

9:00 am - 12:00 pm Competition Events -Campsite Closed for Inspection (Activity Uniform)

12:00 pm - 1:00 pm Lunch in Competition Area – no return to camp

12:00 pm – 12:45 pm, Skit try out at O/A Trading Post

1:00 pm - 4:30 pm Competition Events Resume (Campsites remain closed until patrol is done with events)

5:00 pm - 6:30 pm Dinner & Clean-up

6:45 pm – Order of the Arrow begins to gather troops for Campfire

7:00pm - 9:00 pm Campfire (Field Uniform) – guests and parents welcome to attend

9:00 pm – 9:30pm – Score Tally Issues – present any errors made in score tally to Headquarters

9:00 pm - 10:00 pm Get ready for bed

10:00 pm Lights Out

10:00 pm Quiet Time

### **SUNDAY April 27, 2024**

6:00 am Reveille

6:30 am - 8:00 am Breakfast & Clean-up/break camp

8:00 am – Campsite open to vehicles for packing

8:15 am - 8:30 am Scout's Own – each troop to have own ceremony (Field Uniform)

9:00am - 10:00 am Closing and Awards Ceremony

10:00am Inspection and Checkout

## 15. 2025 Camporee Patrol Roster

<b>Troop Number:</b>	<b>Patrol Name:</b>
<b>Scoutmaster Name:</b>	<b>Scoutmaster Cell Phone:</b>
<b>Patrol Number (issued by Camporee Staff)</b>	<b>Patrol Leader:</b>

<b>Scout Last Name</b>	<b>Scout First Name</b>	<b>Emergency Contact Name</b>	<b>Emergency Contact Cell Phone Number</b>

## 16. Hike-in and Check-in Scoresheet

Troop Number: \_\_\_\_\_ Patrol Name: \_\_\_\_\_

Patrol Number: \_\_\_\_\_

### Points:

- **5 - If all members have the item or participate**
- **3 - If some members have the item or participate**
- **0 - If no members have items or no participation**

Requirement	Points
<p><b>Field Uniform and “Uniform” Pants/Shorts:</b></p> <p>BSA Issued Scout Shirt and <u>all patrol members have similar</u> pants/shorts (BSA pants/shorts recommended but NOT required)</p>	
<p><b>Neckerchief or Hat:</b></p> <p>If patrol has these elements – all members are participating and patrol appears “uniform.”. If a patrol does not have these elements – award full points for being “uniform” as well.</p>	
<p><b>Shoes:</b></p> <p>All patrol members wearing shoes appropriate for hike in.</p>	
<p><b>10 – Essentials (Carried by each scout during check in and for the entire event)</b></p> <p>First-aid kit, extra clothing, rain gear/jacket, flashlight, trail food, water, sun protection, map and compass, pocketknife/multi-tool and matches/fire starter</p> <p>Ask about Firem’n chit and Totin’ chip (no points deduction)</p>	
<p><b>Patrol Yell/Song, Flag, Banner or Sign</b></p> <p>Each patrol should have an identification flag/banner/sign and also a yell/song. Patrol may be asked for yell/song and will be awarded full points if all members know the yell/song and voice it with Scout Spirit.</p>	
<p><b>Inspection Sub-Total (out of 25 points)</b></p>	
<p><b>Hiking Test (out of 75 points)</b></p> <p>Patrols will be observed during hike in for following BSA hiking guidelines (from BSA Handbook). Patrols will also be asked questions about hiking rules, maintaining trails and safety during hiking outings.</p>	
<p><b>Total Points (Out of 100 possible)</b></p>	

## 17. Cooking and Cleanliness Scoresheet

Troop Number: \_\_\_\_\_ Patrol Name: \_\_\_\_\_

Patrol Number: \_\_\_\_\_

During Saturday dinner preparation, eating or clean-up, patrols will be evaluated on their ability to use the patrol method when cooking. The required items below are worth the following points.

**Points:**

- **10 – Item clearly complete**
- **5 – Item attempted or partially complete**
- **0 – Item not present or not effective**

Requirement	Points
Menus for Saturday meals (breakfast, lunch and dinner) and Sunday breakfast are posted	
Duty roster for each menu posted	
Equipment is properly stored (patrol box or storage bins for Frontcountry camps and backpack sacks/storage bags for Backcountry camps)	
Food stored properly (patrol box or storage bins and ice chest for cold items with enough ice to keep foods at correct temperature for Frontcountry camps). Backcountry camps should have appropriate freeze dried or other light items appropriate for backpacking trips.	
Trash is stored appropriately and camping area has general organization and cleanliness	
Observed or scouts able to correctly answer question about dishwashing. Frontcountry sites should use a soapy bin and rinse bin to wash all items. Items left to dry in clean area. Backcountry sites should have procedure to wipe out mess kits and sterilize with boiling water.	
Observed or scouts able to correctly answer question about food preparation. Scouts should demonstrate/answer questions related to keeping raw and cooked items separate and other food prep requirements, as identified in the Scout Book.	
5 gallon gray water bucket with screen in use. Gray water is free from food particles and trash. Screened out items correctly placed in trash bags. Patrols need to be able to explain this to the judges.	
Cooking occurring on table (no stoves on ground) or Patrol Box. Propane is correctly stored and connected for use.	
Scouts observed with appropriate behavior during cooking. No horseplay or dangerous activity around cooking/food preparation area. If patrol is not cooking when judges arrive, patrols must be prepared to discuss safe cooking skills and behaviors.	
<b>Total Points (Out of 100 possible)</b>	

## 18. Frontcountry Campsite Inspection Scoresheet (Car Access)

Troop Number: \_\_\_\_\_ Patrol Name: \_\_\_\_\_

Patrol Number: \_\_\_\_\_

Each patrol campsite will be inspected during Saturday program. Campsite should be left ready for inspection.

**Points:**

- **10 – Item clearly complete**
- **5 – Item attempted or partially complete**
- **0 – Item not present or not effective**

Requirement	Points
Identification sign for TROOP site, American Flag and Troop flag (same points for all patrols)	
Identification sign for PATROL site	
Camp Pioneering Gadget installed and integrated into site. Gadget should demonstrate at least 3 different types of lashings.	
Site is well organized. The layout shown on map and duplicated in camp.	
Personal gear is in tents or outside (with appropriate pack covers – plastic trash bags OK) and tents zipped closed	
Tents are staked down with guidelines properly set (if applicable)	
Cooking area is clearly established and all equipment stored appropriately	
Water container is sufficient size for storage and transportation of water	
Fire prevention equipment is located in cooking area (fire extinguisher, water, shovel or bucket of dirt/sand) and BSA Unit FireGuard Chart Filled Out and Posted	
Duty roster and menu posted	
<b>Total Points (Out of 100 possible)</b>	

## 19. Backcountry Campsite Inspection Scoresheet

Troop Number: \_\_\_\_\_ Patrol Name: \_\_\_\_\_

Patrol Number: \_\_\_\_\_

Each patrol campsite will be inspected during Saturday morning program. Campsite should be left ready for inspection.

**Points:**

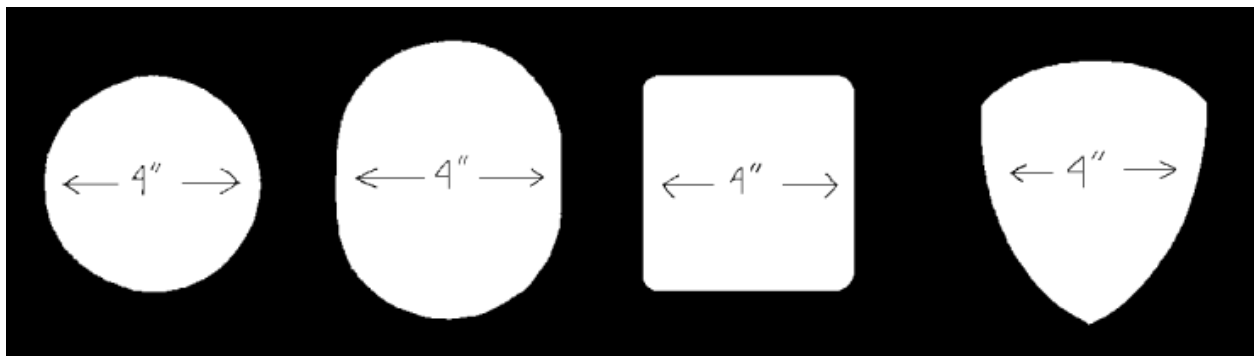
- **10 – Item clearly complete**
- **5 – Item attempted or partially complete**
- **0 – Item not present or not effective**

Requirement	Points
Identification sign for TROOP site, American Flag and Troop flag (same points for all patrols)	
PATROL identified by small sign or paper sign in a zip top bag attached to Patrol Leader’s pack.	
Camp Pioneering Gadget installed and integrated into site. Gadget should demonstrate at least 3 different types of lashings.	
Site is well organized with Bearmuda Triangle established – sleeping area away from triangle (cooking area, sump and bear bags/canister). Actual sump and bear bags/canisters are encouraged but not required. Scouts may mark where sump and canister/bags would be located but do not have to actually have these items. There are no trees in camping area to hang bear bags from. The recommended distance between triangle areas may be reduced to fit into Camporee defined camping spaces.	
Personal gear is in closed backpacks and packs are organized and away from tents and covered with pack covers/plastic trash bags.	
Tents are staked down with guidelines properly set (if applicable).	
Smellables are located in bear bags/canister areas. (toothpaste, deodorants, etc.)	
Water container is sufficient size for storage and transportation of water	
All personal eating kits and patrol cooking tools left near sump	
Fire prevention equipment is located in cooking area (water or shovel) and BSA Unit FireGuard Chart Filled Out and Posted	
Duty roster and menu located in zip top bag attached to Patrol Leader’s pack	
<b>Total Points (Out of 100 possible)</b>	

## 20. 2025 SGVD Camporee Patch Design Competition

### RULES AND ELIGIBILITY

1. The patch must be an original design; submitted by a registered Scout who has **NOT** aged out of their scouting unit at the time of the design submission.
2. The design must accurately portray the theme of the Camporee, **BACK TO THE FUTURE**.
3. The design submission must be in full color and may be enlarged to allow detail to be shown. However, the enlargement must conform to standard shapes and sizes, as shown at the bottom of this page. The finished width of the patch will be between 3-4”.
4. The following information must be included on the patch design:
  - a. “2025 SGVD CAMPOREE”
  - b. “BACK TO THE FUTURE”
  - c. A SMALL “FLEUR de LEIS”
5. Designs are to be submitted ONE per page (8 1/2 x 11) sheet of paper or electronically by email. The following information must be shown on page in order to identify the scout who has created the design.
  - a. SCOUT'S COMPLETE NAME
  - b. SCOUTMASTER AND SCOUTMASTER’S PHONE NUMBER
  - c. UNIT NUMBER, DISTRICT AND COUNCIL



### SELECTION AND AWARD

The Camporee Committee will review each and every design submitted by the deadline.

**DEADLINE FOR 2025 CAMPOREE PATCH DESIGN SUBMISSION IS SUNDAY, MARCH 2, 2025 AT 11:59PM PST VIA EMAIL TO BRIAN@MCLAUGHLAND.COM. LATE SUBMISSIONS WILL NOT BE CONSIDERED.**

The winner will be notified during the week of March 3-7, and the entire district will be notified of the selected patch design via a Leader Guide Update during the week of March 10-14.