

Camp Tahquitz 2021 How to use Parent Portal

If your Scoutmaster has enabled Parent Portal, you will be able to fill in all the information for your child to attend Camp Tahquitz, as well as make payments directly for your child. This also is used by adults who will be attending camp as a leader.

We hope this sheet helps you access Parent Portal. Let us know if you have any questions.

--The Camp Tahquitz staff

<p>Your scoutmaster will have given you information how to access parent portal. They might have given you a card that looks like this.</p> <p>Here is the important information:</p> <p>The date your troop will be starting their week at camp.</p> <p>Your ID and Password.</p> <p>USE THIS WEBSITE to access Parent Portal</p>	
<p>IF YOUR SCREEN LOOKS LIKE THIS:</p> <p>Click on "Parent Portal" in the upper right hand corner.</p> <p>DO NOT CLICK HERE! <i>This is to register a troop for a week at camp. This will NOT get you to your child's records!</i></p>	
<p>IF YOUR SCREEN LOOKS LIKE THIS:</p> <p>You may also get to the Blackpug page through the Council website. If you find yourself on this page, click "Lookup", and on the pull-down menu click on "Parent Portal".</p> <p>DO NOT CLICK HERE! <i>This is to register a troop for a week at camp. This will NOT get you to your child's records!</i></p>	

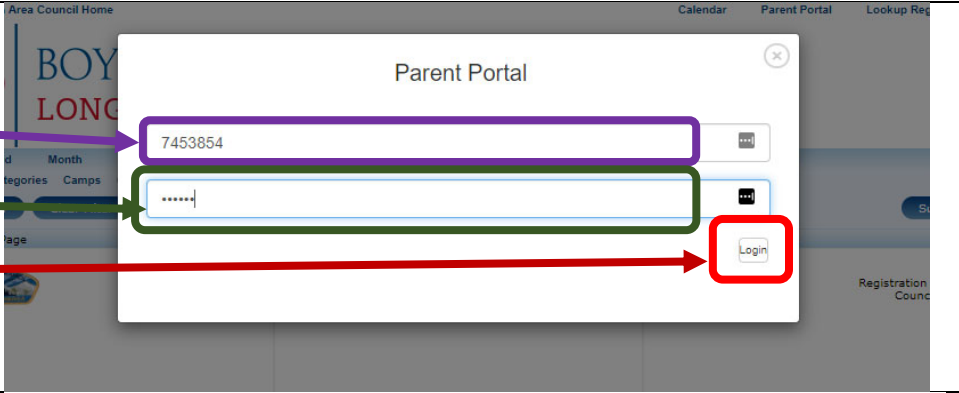
Camp Tahquitz 2021 How to use Parent Portal

Using the information provided by your scoutmaster, enter:

Attendee ID

Password

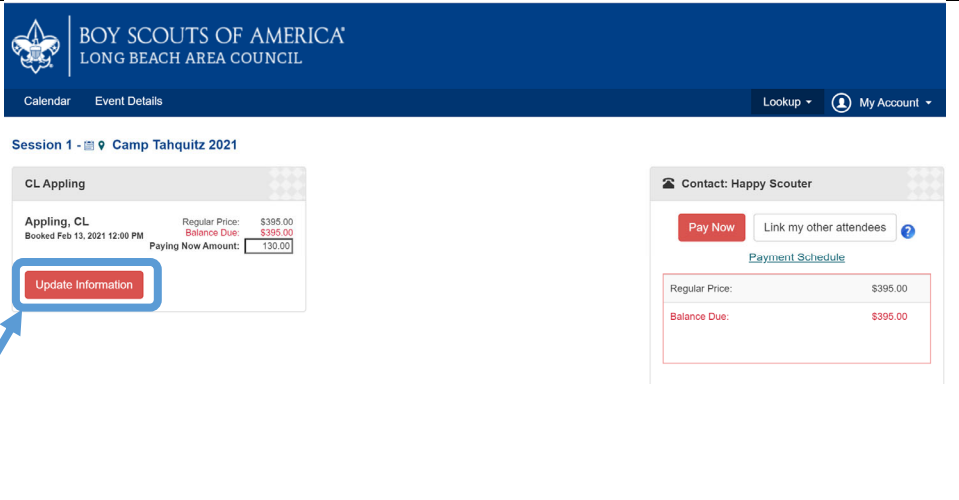
Then click on "Login"



You are now in the Parent Portal for your child.

From this page you can

- *link other attendees from the same family (e.g., sibling, parent);
- *If enabled by your scoutmaster, you can make payments for camp.
- *You can complete and update information about your child. We will start there. Click on the "Update Information" button.

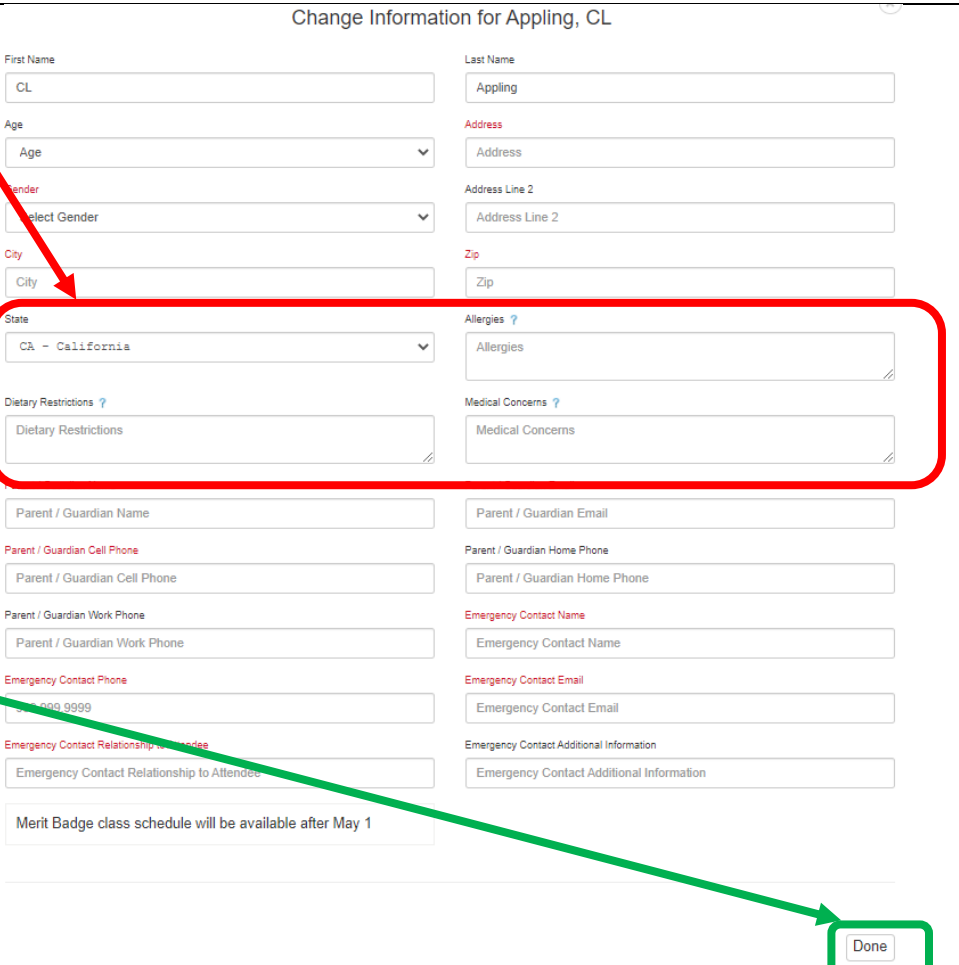


Fill in all of the information. Anything in **RED** is mandatory and must be completed!

Although not mandatory, we **STRONGLY** urge you to complete any information regarding Allergies, Dietary Restrictions, and other Medical comments.


(for more information on dietary restrictions, and how they might be handled at camp, please contact camp administration prior to your arrival at camp)

When finished, please click the "Done" button at the bottom right hand corner of the screen.



Camp Tahquitz 2021 How to use Parent Portal

To link siblings, click the “Link my other attendees” button.

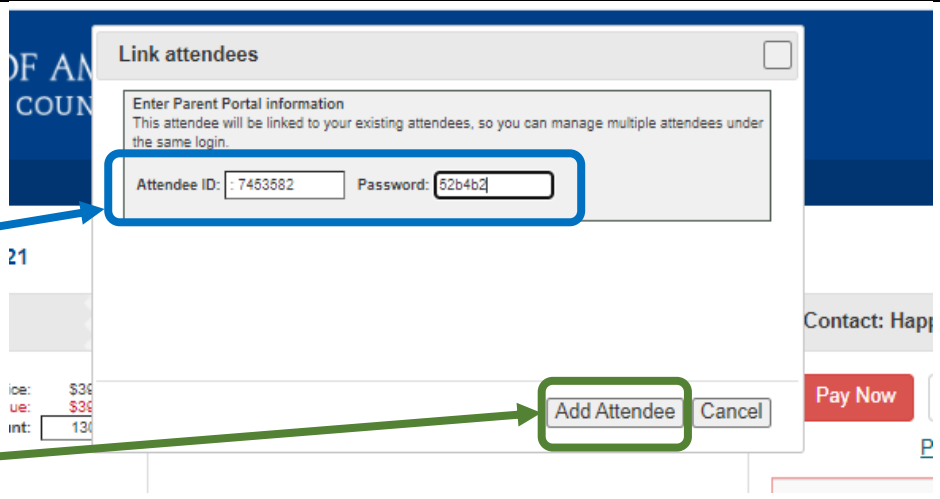


NOTE: You may link not just siblings, but you can also link parents/leaders who will be attending camp with their child(ren).

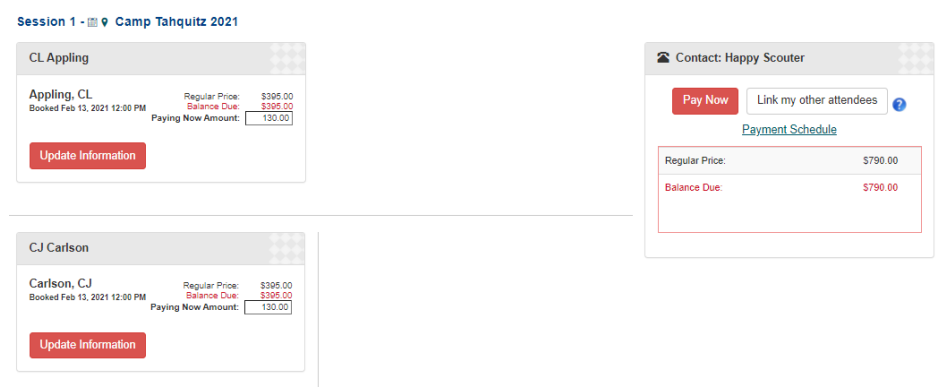
Enter the Attendee ID and the Password provided by your scoutmaster....

NOTE: Check with your Scoutmaster if you need your password reset.

...then click on the “Add Attendee” button.

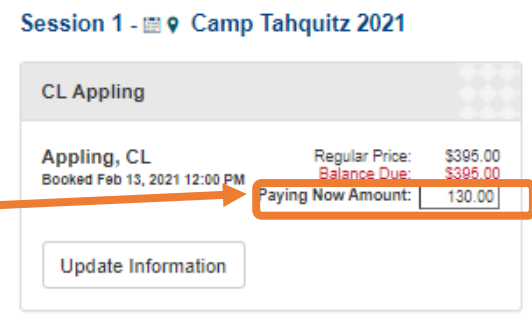


Now when you look at your parent portal, you will see all your family members on the same page.



If enabled by your Scoutmaster, you can make a payment for camp.

The default amount entered is the amount due according to the payment schedule. You can pay this amount or choose to pay another amount (enter the amount you would like to pay at this time).



After inputting the amount that you wish to pay, click on the “Pay Now” button.



Camp Tahquitz 2021 How to use Parent Portal

After clicking “pay Now”, scroll the screen down.

Enter your billing information...

Then continue scrolling down...

Billing Information

*First Name:	CL
Middle Initial:	MI
*Last Name:	Appling
*Country:	United States
*Street Address:	401 E. 37th St
*City:	Long Beach
*State/Province:	CA - California
*Zip/Postal Code:	90807
*Email Address:	appling@camptahquitz.org
*Phone:	5624270911

... click the box to acknowledge reading the cancellation policies.

After your check the box, you will be asked to input your credit card information.


When everything is entered, click “finalize payment”.

I have read and agree to the council policies (required)

Total Registration Cost	\$790.00
Paying Now Amount	\$260.00

Credit Card Information
You will be charged in the amount of **\$260.00**

--- Credit Card Type ---	▼
card number	
cid	Help
month	▼
year	▼



Finalize Payment