

*Welcome to the shores
of Shaver Lake*

CAMP CHAWANAKEE

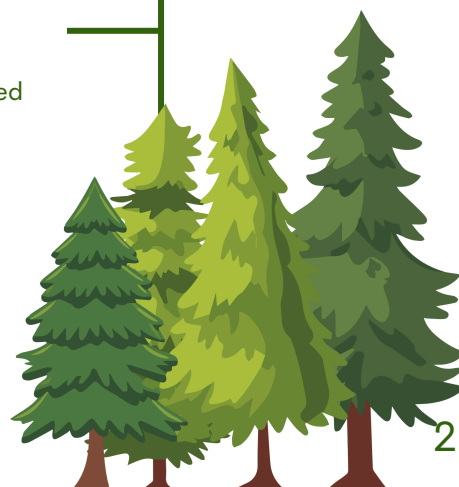
2026

LEADERS GUIDEBOOK

*Our new Camp Chawanakee Leaders Guidebook is here—
revised, refreshed, and ready to help you
lead with confidence!*

Table of Contents

		17	Camp Chawanakee Merit Badge List Continued	33	Saturday Check-Out & Lost/Found
02	Table of Contents	18	Camp Chawanakee Merit Badge List Continued	34	Duty Roster
03	Discover the Chawanakee Difference	19	Adult Leader Training	35	Honor Unit Criteria
04	Meet the Camp Director	20	Scout/Adult Gear List	36	Campsite Inspection Form
05	Purpose of this Guidebook & Pre-Camp Leaders' Meeting	21	Troop Gear List	37	Tribe of Chawanakee Information
06	Contacts	22	Food Service	38	Tribe of Chawanakee Form
07	Travel to Camp Chawanakee	23	Visitors at Camp Chawanakee	39	Swim Testing
08	Mail & Phone Service & WiFi	24	Check-In Documents	40	Unit Swim Classification Record
09	History of Camp Chawanakee	25	California's AB 506	41	Early Release From Camp
10	Cost of Camp & Financial Assistance	26	Trading Post	42	Schedules
11	Preparing for a Successful Week at Camp	27	Campwide Activities	43	Camp Map
12	Planning Your Program	28	Rules & Policies	44	Thank You
13	Program Scheduling & Merit Badge Details	29	Rules & Policies Continued		
14	Personal Fitness MB	30	Awards & Recognitions		
15	Scoutmaster Merit Badge	31	Camp Promotions		
16	Camp Chawanakee Merit Badge List	32	Last 24 hrs of Camp		



Discover the Chawanakee Difference

There's something unforgettable about packing up your gear and heading to the mountains for a full week of summer camp. Six nights and seven days in the great outdoors—sleeping in a tent beneath the stars, waking up to the sound of Shaver Lake, and immersing yourself in adventure—it is an experience like no other. It's more than just camping; it's a rite of passage that creates lifelong memories.

Camp Chawanakee offers a unique and powerful experience that no one can replicate back home. We can't wait to welcome you this summer for another season of fun, friendship, and growth in the heart of the Sierra Nevada mountains in Central California.

A SCOUTING AMERICA ACCREDITED CAMP

Camp Chawanakee is proud to be accredited annually by the Scouting America National Camp Accreditation Program (NCAP). This accreditation reflects our commitment to the highest standards of health, safety, and program excellence. We are fully prepared for emergencies and take seriously the responsibility of caring for Scouts and leaders during their stay. Every aspect of camp is held to strict quality standards—and we take great pride in upholding them.

CAMP PROGRAM

At Camp Chawanakee, program means more than just merit badges. It includes specialty programs, camp-wide games, inspiring campfires, and spirited flag ceremonies. It's the songs, the cheers, the quiet moments, and the bonds formed around the campfire in your campsite.

- New Scouts will enjoy our well-designed First-Year Camper program.
- Experienced Scouts can push themselves through a variety of High Adventure opportunities.
- Every Scout will find something that fits their interests and challenges them to grow.

We're excited to help you build the program that best meets the needs of your unit.

From the moment you step out of your car to the moment you head home, everything you experience is part of the program—and we are committed to making every moment count.

OUR STAFF

Camp Chawanakee's staff is made up of highly qualified, enthusiastic, and service-minded individuals. Each team member goes through a comprehensive training week prior to camp and many of our Area Directors are certified through Scouting America National Camp School.

Our staff is more than just capable—they're passionate about Scouting and dedicated to making your camp experience the best it can be. We are confident that you'll find the Camp Chawanakee staff to be among the finest anywhere.

Register
for Camp





Meet the Camp Director

Hi, I'm Roy Verduzco

Dear Adult Leaders and Parents,

Thank you for considering Camp Chawanakee for your 2026 summer camp plans.

I grew up in our beautiful 400 acre property. First, as a Scout, then as an assistant adult leader. I worked summers on camp staff and served as a Commissioner and Program Director. In 1987 and 1988, I was the Camp Director while finishing college.

After retiring following a long career in public education, I was recruited to return. This summer will mark my 4th summer back as the Camp Director. I'm happy to return home.

Camp Chawanakee offers an extensive Scouting program on our amazing lake-front property. Come be a part of the merit badges, adult leader training opportunities, fantastic food service, our enthusiastic staff, and the experiences of our unique camp culture. On the shores of Shaver Lake since 1947, Camp Chawanakee has a great deal to offer all Scouts, from the newest troop members to your older ones looking for high adventure experiences.

STAFF APPLICATION - CLICK HERE OR SCAN QR CODE



If you have outstanding camp staff candidates, have them apply online via the QR code or link. Last year we had over 150 applications for our 80 available positions. Send us your very best.

We hope this Leader Guide is helpful and be sure to share it with your Troop's leadership and families. Favorite campsites are already being reserved. Come join us in 2026 and be a part of the "Chawanakee Magic" at Shaver Lake!

Roy Verduzco Jose Alvarado Doug Aubushon

Purpose of this Guidebook

This guidebook is designed to assist your unit—especially your **Summer Camp Coordinator**—in preparing for your trip to Camp Chawanakee. We encourage you to review each page carefully, even if you are a returning unit. Doing so will help ensure that your troop is fully prepared for a safe, smooth, and successful week at camp.

While this guidebook is current and accurate at the time of publication, details may change as final plans are confirmed. For the most up-to-date information, please visit our website:

www.seqbsa.org/camp-chawanakee

Once finalized, all forms, registration materials, and schedules will be posted online. Units will be notified via their registered contact email when key updates or documents become available.

Whether it's your first time or your fifth, we're here to help you pack your bags, settle into camp, and dive into the Camp Chawanakee experience!

Pre-Camp Leaders' Meeting

Being well-prepared is the key to making the most of your week at Camp Chawanakee. To support you in planning a smooth and successful experience, our Camp Director will host a Pre-Camp Leaders' Meeting this Spring to address important details and answer any remaining questions.

Meeting Details:



Wednesday, May 6, 2026



6:30 PM



Live Webinar (recorded for later viewing)

This interactive online meeting will include updates, tips, and important reminders. Leaders will be able to submit questions via text during the session, which we'll answer during the meeting or shortly afterward. A link to the webinar will be emailed to all registered leaders in advance. The recording will be posted on both the Council and Camp Chawanakee websites for those unable to attend live.

For additional questions or support, please contact:



Roy Verduzco at roy.verduzco@scouting.org.

We look forward to connecting with you and getting you ready for an amazing summer at Camp Chawanakee!

Contacts

Name	Phone	Email
Scouting America Sequoia Council	559-320-2100	campchawanakee@seqbsa.org
Camp Director Roy Verduzco	559-905-9551	roy.verduzco@scouting.org
Reservations Daphne Ferguson	559-320-2100	daphne.ferguson@scouting.org
Food Service Director Jose Alvarado	559-908-4087	jbalvar@yahoo.com

Camp Registration & Pre-Arrival Assistance

For questions regarding camp registration or any additional needs before your arrival, please contact Sequoia Council.

On-Site Assistance During Camp

If you need support while at Camp Chawanakee or if any issues arise during your stay, please contact the Camp Office.



CAMP CHAWANAKEE ADDRESS:

43485 Dinkey Creek Rd
Shaver Lake, CA 93664
559-841-2117

CAMP SESSIONS:

Week 1 ~ June 14-20
Week 2 ~ June 21-27
Week 3 ~ June 28-July 4
Week 4 ~ July 5-11
Week 5 ~ July 12-18
Week 6 ~ July 19-25
Week 7 ~ July 26-Aug 1

SEQUOIA COUNCIL OFFICE ADDRESS:

6005 N Tamera Ave
Fresno, CA 93711
559-320-2100

Travel to Camp Chawanakee

CAMP GOOGLE LINK & LOCAL WEATHER

Main Gate Location

Shaver Lake Weather (Real Time)

TRANSPORTATION & ARRIVAL GUIDELINES

Each unit is responsible for arranging transportation for their youth to and from Camp Chawanakee. To ensure a smooth arrival and safe environment, please follow the guidelines below:

- Check in begins at 1:00pm on Sunday, please call the Council Office to schedule a check in time.
- All vehicles must be parked in the designated camp parking lot or if instructed, in the overflow parking areas.
- Back into your parking space for ease of exit and safety.
- Due to limited parking availability, carpooling is strongly encouraged.
- Bus Arrival: If your unit is arriving by bus, please instruct the driver to turn right at the top of the parking lot and proceed to the front of the warehouse for drop-off. This will be your departure location on Saturday as well.

Safety Requirements:

- Passengers may not be transported in truck beds or trailers.
- Motorcycles, ATVs, electric bikes, and personal boats/watercraft are not permitted on camp property.

Fuel Recommendations:

- For emergency preparedness—and to avoid the high cost of fuel near camp—we recommend all vehicles have at least a half tank of gas upon arrival. You may wish to fill up before beginning your drive into the mountains, as gas prices in the Shaver Lake area are significantly higher.

Camp Chawanakee does NOT have the capacity to charge electric vehicles

Camp Chawanakee Road has a **15 MPH** speed limit. There are multiple blind turns—please do not speed.

The dirt roads throughout camp have a **5 MPH** speed limit. Please drive slowly, to watch for participants and to keep dust to a minimum.

Mail

SENDING MAIL TO CAMP

Please note that letters and postcards may take an **additional two to five days to reach camp**. To help ensure delivery during your Scout's stay, we encourage parents to send mail early and address it exactly as shown below—including the **unit number, session, and campsite**.

When mail arrives at camp, it is sorted into campsite mailboxes located in the Camp Office. It is the **unit's responsibility** to check their mailbox daily, typically in the afternoon.

Any **mail not picked up** by the end of the week will be included in the **unit's checkout packet**.

Mail that arrives after your unit has left camp will be sent to the council office.

We recommend printing and distributing this information to all parents prior to departure for camp to help avoid delays or missed deliveries.

IF USING U.S. POST OFFICE

(Name of Person) Troop #, Session # and Campsite Name
C/O Camp Chawanakee
P.O. Box 713
Shaver Lake, CA 93664-0713

IF USING UPS OR FED-EX

(Name of Person) Troop #, Session # and Campsite Name
43485 Dinkey Creek Rd
Shaver Lake, CA 93664-9643

Phone Service & Wi-Fi



PHONE SERVICE AND WI-FI

Cell service at Camp Chawanakee is generally reliable. AT&T, Verizon, and T-Mobile all provide good coverage throughout most areas of camp, although coverage may be limited inside certain buildings such as the Dining Hall and Training Center.

Wi-Fi is available in designated areas of camp and is intended for adult leaders only. Access is supported by Starlink satellite service, offering generally fast and stable internet connectivity.

Please do not share the Wi-Fi password with Scouts.

Keep in mind:

- Internet performance depends on overall usage in the Shaver Lake area.
- Busy lake days can significantly slow service, including Wi-Fi and cell data.
- Zoom meetings and other high-bandwidth activities may be impacted, and we cannot guarantee consistent speed or connection quality.

Camp Chawanakee sits at an elevation of over 5,200 feet in the Sierra Nevada Mountains, where access to digital infrastructure is limited.

History of Camp Chawanakee

Welcome to Camp Chawanakee—the pride of the Sequoia Council.

Founded on the shores of Shaver Lake in 1946 through support from the federal government, the Civilian Conservation Corps, and Southern California Edison, Camp Chawanakee opened its gates in 1947. What began as a modest camp with room for 100 Scouts and no permanent facilities has grown into a thriving program serving more than 4,400 Scouts and Scouters each year. Today, the camp features a full array of modern facilities and hosts seven one-week summer sessions from June through August, welcoming over 500 Scouts and adults each week across 23 campsites and a nearby family camping area.

Just an hour northeast of Fresno and Clovis, Camp Chawanakee is nestled in the beautiful Sierra Nevada mountains. In addition to traditional Scout camping, families can enjoy affordable, primitive campsites in our Family Camp. The Sequoia Council owns a portion of the property, while much of the land is leased from Southern California Edison—an enduring partnership that has supported Scouting for decades.

The camp is alive with wildlife—squirrels, chipmunks, deer, bears, reptiles, and even the occasional wandering cow. Overhead, ravens, hawks, and bald eagles patrol the skies, while the waters of Shaver Lake teem with catfish, bass, and trout. Each week, Scouts cast their lines to compete for the top prize in our popular Fishing Derby.

In recent years, the Sequoia Council has made a strong commitment to enhancing the property. A cycle for replacing tents and mattresses is underway, three Starlink systems now keep us connected, and in 2025 new staff cabins were completed—with more to come. Upgrades have also been made to the Lyles Lodge Dining Hall and the Dr. Tim and Wendy Brox Health Lodge. Looking ahead, even more safety and facility improvements will be unveiled in 2026, continuing our tradition of excellence for future generations of Scouts.

Old Sign



Original
Deck



Cost of Camp

REGISTRATION ADMINISTRATION

Please retain all emails from the "247Scouting" system.

These emails contain secure links required to log in and manage every aspect of your Camp Chawanakee registration—including payments, participant information, merit badge selections, and more. Deleting these emails may delay or complicate access to your account.

Join us for two weeks
and get \$125 off your
second week!

	IN COUNCIL PER WEEK	OUT OF COUNCIL PER WEEK
Youth	\$735	\$810
Adult	\$455	\$500
PRICING PER DAY IS \$85 FOR YOUTH AND ADULTS		

ADULT LEADERSHIP REQUIREMENTS AND DISCOUNTS

Each unit attending Camp Chawanakee must have at least two registered adult leaders who are 21 years of age or older. If the unit includes female youth participants, at least one of the adult leaders must be female.

We also offer the following discounts:

- Sibling Discount: \$50 off for each additional sibling attending camp.
- Second-Week Discount: Returning youth attending a second week during the same season receive \$125 off their second session.

Early Arrival Option

- Units wishing to arrive on Saturday instead of the standard check-in day will incur an additional fee of \$10 per person. Please notify the camp in advance to make arrangements.
- Transfers: You may transfer funds from one youth and adults/leaders in the same unit to another.
- This early arrival period allows Troops to adjust to the higher altitude and set up their campsites. Please note that camp staff will be off duty, and no program services will be available at this time. Meals are the responsibility of each unit until Sunday dinner. Campfires must remain small and attended at all times. After unloading gear, all vehicles must be parked in the designated parking lot.

Important: Sibling discounts must be planned and applied prior to arrival at camp. They cannot be added retroactively. Please coordinate with your unit in advance to ensure all discounts are properly applied.

Preparing for a Successful Week at Camp

CONSERVATIVE FORECASTING

- When reserving your spot for summer camp, we recommend **estimating conservatively**. It's much easier to add a few Scouts later than to reduce numbers at the last minute.
- If you anticipate a **significant increase**—especially 10 or more additional youth—**please notify the Sequoia Council office as soon as possible**. Early communication helps us ensure a smooth arrival process and a positive experience for everyone involved.
- Important: If you reserve space for 12 youth and 2 adults but arrive with only 10 youth, **no refunds will be issued**, regardless of payment status. Full fees are still due, and unused fees cannot be rolled over to a future summer.
- Additionally, if your group size exceeds the tent capacity of your assigned campsite, your unit will be responsible for bringing additional tents and sleeping gear to accommodate the overflow.

CAMPSITE SHARING & PLACEMENT

- To ensure that every unit has the opportunity to attend camp, we may assign multiple units to the same campsite if space allows. If your unit does not fill the entire campsite, another unit may be placed in the site with you to share the space.
- If your unit is sharing a campsite, **we kindly ask that you wait for the other unit to arrive before setting up**, so the site can be divided fairly and comfortably between both groups.
- We appreciate your cooperation and understanding as we work to make Camp Chawanakee accessible and enjoyable for all.

CAMPERSHIPS: MAKING CAMP POSSIBLE FOR EVERY SCOUT

- At Camp Chawanakee, we believe every Scout deserves the chance to experience summer camp—regardless of financial circumstances. While we encourage all units to participate in fundraising efforts, such as the annual popcorn sale, we understand that sometimes additional support is needed.
- Camperships are available to help Scouts attend camp, but please note that they generally do not cover the full cost. In fact, most awards are modest—often less than a quarter of the total camp fee. Families should plan to pay the remaining balance through personal funds, unit support, or additional fundraising efforts.
- Apply online [here](#) or scan the QR code provided to access the application directly.

Deadline: All applications must be submitted by March 1, 2026.
Notification: Campership awards will be announced in mid-April.
Note: To receive Campership funding, the youth must attend camp.
Thank you for helping us make camp accessible to all Scouts!

CAMPSITE TENTING GUIDELINES

Each campsite at Camp Chawanakee includes **two-person canvas tents on platforms, with two cots per tent**. For example, a campsite with a capacity of 28 participants will include 14 tents.

In accordance with Scouting America's Safeguarding Youth policies, the following rules apply to tenting arrangements:

- Male and female youth may not share tents, regardless of unit affiliation.
- Youth sharing a tent must be no more than two years apart in age.

If both a boys' unit and a girls' unit are assigned to the same campsite, leaders are responsible for organizing tent assignments and campsite layout to meet these requirements. This may involve separating tent groupings by unit and ensuring proper adult supervision for each group.

Adult Leaders: If tent capacity becomes a concern, we advise that adults bring their own tents to help alleviate space limitations. While it is difficult to determine exactly how many personal tents each site can accommodate (as both tent sizes and site layouts vary), most campsites can typically fit 3–4 additional personal tents.

Please review your rosters and finalize tenting plans in advance to ensure a smooth check-in and full compliance with Scouting America policy.

Planning Your Program

PROGRAM & OPERATIONS DISCLAIMER

- This guidebook outlines the program plans and administrative expectations for Camp Chawanakee. While we aim to follow the information provided as closely as possible, Scouting America – Sequoia Council reserves the right to make changes.
- Modifications may be made in response to circumstances beyond our control, such as public health directives, environmental conditions, or regional emergencies.
- We appreciate your understanding and flexibility as we continue to deliver a safe, meaningful, and memorable camp experience for all.

ONLINE REGISTRATION

The unit's contact leader will receive a personalized link to register Scouts for their merit badges prior to camp. This link will be sent after the unit's first deposit has been made and registration has been processed.

To access merit badge class registration, a deposit, first payment, and second payment must be made for each individual attending camp—including adults. These payments must be recorded in the registration system before participants can be enrolled in classes.

While limited changes can be made at camp, we strongly recommend that all Scouts finalize their schedules before arrival to ensure the best program experience.

MERIT BADGE PROGRAM

The purpose of the Camp Chawanakee Merit Badge Program is to provide Scouts with access to engaging, high-quality programming that takes advantage of the outdoor setting and resources not typically available at home. Each merit badge is assigned to a specific area of camp, where trained staff are responsible for instruction and support.

Any questions about a specific merit badge while at camp should be directed to the Area Director for that program area.

Some merit badges require specific requirements to be completed before camp. If a Scout has not fulfilled these prerequisites, the merit badge will be recorded as partial and will have to be completed at home. Please refer to the Merit Badge List in this guide for details on which requirements are not offered at camp.

PROGRAM AREAS & MERIT BADGES OFFERED

Scoutcraft (Located next to the Archery Range)

- Camping
- Cooking
- Disc Golf
- Fire Safety
- Fishing
- Orienteering
- Pioneering
- Search and Rescue
- Wilderness Survival

Range and Target Activities (Located at the ranges)

- Archery
- Rifle Shooting
- Shotgun Shooting

Eagle Point (Located on the Point)

- Chess
- Citizenship in the Nation
- Citizenship in the World
- Communications
- Disabilities Awareness
- Emergency Preparedness
- Fingerprinting
- First Aid
- Game Design
- Geocaching
- **Personal Fitness - NEW**
- Signs, Signals and Codes

Nature Lodge (Located east of the Archery Range)

- Astronomy
- Environmental Science
- Fish and Wildlife Management
- Geology
- Insect Study
- Mammal Study
- Mining in Society
- Nature
- Pulp and Paper
- Reptile and Amphibian Study
- Soil and Water Conservation
- Sustainability
- Weather

Handicraft Lodge (Located next to the bridge)

- Art
- Basketry
- Fingerprinting
- Indian Lore
- Leatherwork
- Photography
- Pottery
- Wood Carving

Waterfront (Located in the Aquatics Area)

- Canoeing
- Kayaking
- Lifesaving
- Rowing
- Small Boat Sailing
- Swimming

Climbing Wall & C.O.P.E. Courses (Located near the Flag Assembly Area)

First-Year Camper Program (Located at the Chapel)

Horsemanship (Located at the Corrals, south of the Archery Range)

IMPORTANT: MERIT BADGE SIGN-UP REQUIREMENTS

Due to staffing limitations, we will not be able to open additional sessions for merit badges. Please note that some classes have limited capacity and will be filled on a first-come, first-served basis.

A dense collage of numerous circular and rectangular patches with various designs. The patches feature a wide variety of symbols and images, including: a recycling symbol, a wheelchair accessibility symbol, a red cross, a peace symbol, a globe, a bird, a dog, a cat, a fish, a flower, a leaf, a gear, a lightbulb, a heart, a star, a crescent moon, a sun, a cloud, a rain cloud, a lightning bolt, a fire, a water drop, a leaf, a flower, a bird, a dog, a cat, a fish, a shell, a rock, a tree, a mountain, a river, a lake, a forest, a city, a building, a car, a train, a plane, a boat, a bicycle, a motorcycle, a truck, a bus, a carpooling symbol, a recycling symbol, a wheelchair accessibility symbol, a red cross, a peace symbol, a globe, a bird, a dog, a cat, a fish, a shell, a rock, a tree, a mountain, a river, a lake, a forest, a city, a building, a car, a train, a plane, a boat, a bicycle, a motorcycle, a truck, a bus, a carpooling symbol. The patches are arranged in a dense, overlapping pattern, creating a colorful and busy visual field.

New Badge for 2026!

Personal Fitness Merit Badge



Personal Fitness (Eagle-required)

Prerequisites (before camp if possible):

- Requirement 1: Current physical and dental exam
- Requirement 6: Record your initial fitness tests and complete a 3-day food log
- Requirement 7: Create a 12-week fitness plan with approval from a parent/guardian and counselor
- Requirement 8: Carry out and track your 12-week fitness and nutrition program

Scouts who arrive with these items complete will be able to finish the merit badge at camp. If a Scout has not yet done them, our counselors will help them get started so they can continue and complete the work at home.

At Camp (with the camp staff):

- Requirement 2: Define personal fitness; discuss mental, physical, social, and spiritual fitness
- Requirement 3: Explore healthy habits, immunizations, and sleep
- Requirement 4: Learn the four areas of physical fitness, identify personal strengths/weaknesses, and connect fitness to the Scout Oath and Law
- Requirement 5: Discuss nutrition, weight management, and making healthy choices
- Requirement 9: Explore careers in health, fitness, and wellness, and share one in detail

Note: Class sessions will focus on discussion, demonstration, and review. The 12-week fitness program (Reqs 6–8) is a longer-term commitment that continues beyond camp if not finished ahead of time.

New for 2026

Scoutmaster Merit Badge

The Scoutmaster Merit Badge program is designed to help adult leaders get the most out of their week at Camp Chawanakee by participating in a variety of engaging activities and trainings. This merit badge is unique to Camp Chawanakee and the program encourages leaders to explore key Scouting concepts—both traditional and new—and to actively support the camp program throughout the week.

You don't need to be an official Scoutmaster to earn this award. If you're involved with Scouting youth and helping bring the program to life, you're already on the path to becoming the "Great Scoutmaster of All Time" in spirit.

Completion of this award is based on the honor system. Unit leaders simply need to return a copy of the completed form, indicating the total number of individuals who have earned the award, at the final Leaders' Meeting on Friday.

We invite all leaders to participate—it's a fun way to connect with camp, grow in leadership, and model lifelong learning for your Scouts. Patches can be purchased in the Trading Post.

Complete any six of the following options

- _____ Take a selfie with (or just meet) the Camp Director or a Camp Commissioner.
- _____ Lead a Scoutmaster Minute for your unit.
- _____ Coordinating with an Area Director, assist in any one of the areas for one teaching session.
- _____ Attend Scout Vespers on Wednesday night in our Chapel.
- _____ Lead two Safety Moments for your unit
- _____ Learn to tie a new knot (or help a Scout learn a new knot).
- _____ Explain what the E.D.G.E. method is and help a Scout learn a skill using this method.
- _____ Attend any adult leader training during the week. Training: _____
- _____ Host another troop or invite camp staff for a Cracker Barrel in your campsite.
- _____ Take a selfie with each sign of the 12 Points of the Scout Law hike.
- _____ Find out the day and time of the IOLS Nature Hike and join in on the walk.
- _____ Facilitate or help lead a daily reflection with your unit using the Roses, Buds, and Thorns method:
 - Roses = Start (something good or worth beginning)
 - Buds = Continue (something to look forward to or grow)
 - Thorns = Stop (a challenge or something to let go of)
 - A simple, meaningful way to encourage Scout-led conversation and daily reflection.
- _____ Create your own Scouting appropriate requirement for this inaugural Scoutmaster Merit Badge and let us know what it is:



Adult Leader Name:

Unit Number:

Camp Chawanaakee Merit Badge List

Merit Badge	Class Size	Cost	Periods Taught	Information
Archery	20	\$5	1, 2, 3, 4	May require extensive practice outside of class. Must be able to pull back a 25 lb. bow. Will require purchase of an arrow kit to complete badge.
Art	30	None	1, 4	Offered during Open Study.
Astronomy	30	None	2	Will require observations outside of class. Req. 5b, 8a, 8d, & 8e not covered at Camp.
Basketry	40	\$5-15	1, 3	Will require purchase of a Basketry Kit.
Camping	30	None	Open Time Tues or Thurs	Req. 4b, 5e, 7b, 8c, 8d, 9, & 10 not covered at Camp.
Canoeing	15	None	1 & 2*	*2 Class Periods. Must pass Scouting America swimmers test before starting merit badge.
Chess	40	None	3, 4	Will require time outside class to compete in a tournament.
Citizenship in the Nation	30	None	3, 4	Req. 5, 7, & 8 not covered at Camp.
Citizenship in the World	30	None	1, 2	Req. 4b, & 7 not covered at Camp.
Climbing	12	None	1 & 2 or 3 & 4*	*2 Class Periods.
Communication	30	None	2, 3	Req. 5, 7 & 8 not covered at Camp.
Cooking	30	None	Open Time Mon or Wed	Req. 2c, 4, 5 & 6 not covered at Camp.
COPE - Challenging Outdoor Personal Experience	12	None	1 & 2 or 3 & 4*	*2 Class Periods. Youth must be 13 yrs or older.
Disabilities Awareness	30	None	Open Time Mon & Tue or Wed & Thurs	Req. 2 & 4 not covered at Camp. This is a 2-day Open Study class. Must attend both days.
Emergency Preparedness	30	None	1, 4	Must have First Aid Merit Badge before completion. Req. 3a, 3b, 6c, 8b & 9 not covered at Camp.
Environmental Science	30	None	1, 2, 3, 4	Will require observation time & extensive writing outside of class.
Fingerprinting	30	None	Open Time	Only need to attend 1 day.
Fire Safety	40	None	1, 3	Req. 10 not covered at Camp.

Camp Chawanakee Merit Badge List Cont.

Merit Badge	Class Size	Cost	Periods Taught	Information
First Aid	30	None	1 & 2 or 3 & 4*	*2 Class Periods. Bring a first aid kit from home to fulfill Req. 2b. Must complete one option from Req. 15
First Year Camper Program	30	None	1 & 2 or 3 & 4	Scout, Tenderfoot, Second Class, & First Class requirements
Fish and Wildlife	40	None	4	Req. 5 & 7 not covered at Camp.
Fishing	30	None	2, 4	Bring your own fishing gear to Camp. Requires fishing time outside of class.
Game Design	30	None	Open Time Mon - Thurs	Requires extensive writing outside of class. Must attend all week to earn the merit badge.
Geocaching	30	None	1, 3	Req. 8 & 9 not covered at Camp.
Geology	30	None	1, 3	Hands will get dirty.
Golf (Disc Golf)	12	None	Open Time	The requirements fulfilled will be for the Disc Golf portion of the Golf Merit Badge
Horsemanship	20	\$40	1 & 2 or 3 & 4	*2 Class Periods. Must wear long pants and closed toed shoes every day. Boots with a heel are recommended.
Indian Lore	30	\$5-15	2	Req. 5 not covered at Camp. Will require purchase of an Indian Lore Kit.
Insect Study	30	None	Open Time	Req. 4c & 5b not covered at Camp.
Kayaking	15	None	3, 4	Must pass Scouting America swim test before starting badge.
Leatherwork	30	\$10-15	1, 3	Will require purchase of a Leatherwork Kit
Lifesaving	20	None	1 & 2 or 3 & 4*	*2 Class Periods. Req. 1 & 2 must be completed before starting Badge.
Mammal Study	30	None	Open Time	Req. 5 not covered at Camp. Will require observation time outside of class.
Mining in Society	30	None	3	Req. 5, 7d, & 8 not covered at Camp.
Nature	30	None	3	Will require observation time outside of class.
Orienteering	30	None	2, 3	Req. 7 not covered at Camp.
Personal Fitness	30	None	1	Req. 1, 6, 7, & 8 not covered at Camp.
Photography	30	None	3	Bring your own camera. Must have Personal Safety video.
Pioneering	15	None	2, 4	Working knowledge of knots and lashings is beneficial.
Pottery	30	None	2, 4	Req. 7 not covered at Camp.

Camp Chawanakee Merit Badge List Cont.

Merit Badge	Class Size	Cost	Periods Taught	Information
Pulp and Paper	30	None	2, 4	Req. 7 not covered at Camp.
Reptile & Amphibian Study	30	None	Open Time	Req. 8 not covered at Camp.
Rifle Shooting	15	\$15	1 & 2 or 3 & 4*	*2 Class Periods. May require extensive practice outside of class; fee covers all materials needed.
Rowing	10	None	4	Must pass Scouting America swim test before starting badge.
Search and Rescue	30	None	1, 4	Req. 6a not covered at Camp.
Shotgun Shooting	15	\$40	1 & 2 or 3 & 4*	*2 Class Periods. May require extensive practice shooting outside of class. Fee covers all materials needed.
Signs, Signals and Codes	30	None	2	Req. 7 not covered at Camp.
Small Boat Sailing	16	None	3 & 4	*2 Class Periods. Must pass Scouting America swim test before starting badge.
Soil and Water Conservation	30	None	Open Time	Req. 7 not covered at Camp.
Sustainability	30	None	1, 2, 4	Req. 2 & 3 not covered at Camp.
Swimming	30	None	1, 2, 3	Must pass Scouting America swim test before starting badge.
Weather	30	None	1	Req. 9 not covered at Camp.
Wilderness Survival	30	None	1, 3	Bring a personal survival kit from home for Req. 5.
Wood Carving	30	\$5-15	2, 4	Will require purchase a Wood Carving Kit. Totin' Chip required before carving.



Adult Leader Training

While in camp, we have several opportunities to help Adult Leaders impact the lives of your Scouts. Camp Chawanakee offers multiple programs to help maximize your time and continual learning.

Leaders can complete the following trainings at Camp Chawanakee: Scoutmaster and Assistant Scoutmaster Leader Specific Training and Introduction to Outdoor Leader Skills.

**GRANT A. SHAW
TRAINING
CENTER**



MONDAY

- 2:15pm – Outdoor Ethics/Leave No Trace 101 in the Training Center
- 3:15pm – Rope and Knot Tying in Scoutcraft
- 7:00pm – Safe Swim Defense & Safety Afloat at the Waterfront Pavilion
- 8:00pm – First Aid & CPR (also for Scouts in Lifesaving) in the Training Center

TUESDAY

- 9:00am – CPR Training in the Training Center (9am – 11:30am)
- 2:15pm – Woods Tools & Finding Your Way in Scoutcraft
- 3:15pm – Cooking in Scoutcraft
- 7:00pm – First Aid & CPR (also for Scouts in Lifesaving) in the Training Center

WEDNESDAY

- 9:00am – Flag Etiquette in the Training Center
- 2:15pm – Adult COPE & IOLS Makeup Sessions
- 3:15pm – Plant & Animal ID/Nature Hike at the Training Center
- 7:30pm – Trek Safely & Packing & Hiking Techniques in the Training Center

THURSDAY

- 9:30am – Dutch Oven Cooking behind the Training Center
- 2:15pm – Adult COPE & IOLS Makeup Sessions
- 3:15pm – Fire Site Preparation & Campsite Selection in Scoutcraft

FRIDAY

- 8:45am – Climb On Safely at the Climbing Wall
- 9:30am – Wrap Up Session in the Training Center

Scout/Adult Gear List

*These items can be purchased at the Camp Trading Post.

Packing List

The weather at Camp Chawanakee is typically warm and sunny during the day, but mornings and evenings can be quite cold. Please pack with changing conditions in mind and come prepared for both sun and rain.

Items marked with an asterisk (*) are commonly forgotten but can be purchased at the Camp Trading Post.

Clothing

- Scout Field Uniform (Class A)
- Activity T-Shirts * (Class B)
- Sweater / Jacket
- Hat*
- Jeans/shorts
- Swimsuit (modest & appropriate for camp activities)

Please note: A modest swimsuit is required for all aquatic activities and is not to be worn around camp. Camp Chawanakee is a family-friendly environment, and we ask that swimwear reflect Scouting values. Swim shirts are encouraged for sun protection.

- Undergarments
- Socks (bring extra pairs)
- Hiking Shoes (closed-toe)
- Tennis Shoes (closed-toe)
- Water Shoes
- Pajamas / Sleepwear
- Long-Sleeve Shirt
 - (for sun protection or layering)

Sleeping & Camping Gear

- Sleeping Bag & Pillow
- Foam Pad or Air Mattress

Note: Camp provides participants with canvas tents, a bed, and mattress.

- Flashlight *
- Notebook, Paper, and Pens *
- Scout Handbook

Personal Hygiene

- Toothbrush & Toothpaste *
- Soap & Shampoo
- Deodorant *
- Shaving Gear (if needed)
- Comb or Brush
- Bath Towels
- Medications (clearly labeled and turned in if required)
- Flip-Flops (for shower house and Waterfront use only)

Miscellaneous

- OA Sash (for Thursday's Order of the Arrow Fellowship)
- Camera
- Knife (Scouting America approved)*
- Water Bottle*
- Daypack*
- Watch
- Fishing Pole and Tackle *
- Spending Money (\$75-\$100)
 - Recommended for Trading Post items such as snacks, drinks, merit badge supplies, and camp souvenirs.

What Not to Bring

The following items are strictly prohibited at Camp Chawanakee and will be confiscated if found:

- Personal firearms (including Peace Officer weapons)
- Ammunition
- Personal archery equipment
- Slingshots or wrist rockets
- Fireworks
- Alcohol or illegal drugs – Marijuana is not allowed in any form, even if legal in your State.
- Drones or remote-controlled vehicles
- ATVs, golf carts, dirt bikes, electric bikes or scooters, and skateboards
- Personal watercraft and boats, etc.
- Pets

Only Exception: Service animals for the sight-impaired with appropriate documentation.



Canvas Tents with Beds



Troop Gear List

Packing List

Each troop or patrol is responsible for setting up and maintaining their own campsite. To keep your unit organized, comfortable, and ready for a great week of Scouting, we suggest bringing along the following:

- Unit flag, U.S. flag, and patrol flag – not all campsites have flagpoles.
- Troop first aid kit – always good to have handy.
- Large water jug – for easy access to drinking water (ice available behind the Dining Hall).
- Pop-up canopy – shade makes all the difference over tables or gathering spots.
- Staves and rope – perfect for pioneering projects and lashings (and part of the Thumbstick Award!).
- Campsite decorations – show off Scout spirit, especially on theme days, and make the site feel like home.
- Cooking gear – for any Troop-level activities you'd like to do together.

Want to hold a flag retirement ceremony but don't have a flag to provide? Camp Chawanakee can supply an American flag upon request—just let us know at check-in or during your stay.



Food Service

LYLES LODGE DINING HALL

The Lyles Lodge Dining Hall at Camp Chawanakee can feed over 400 people. Please help us by following these procedures to ensure a safe and efficient mealtime. For our larger sessions, your troop will be assigned to shift 1 or 2 for all meals.

Breakfast, lunch, and dinner is served cafeteria style in the Dining Hall each day. Please do your best to be on time for your shift.

During the Sunday arrival tour, your unit will be assigned a shift, seating and provided with clean-up instructions. Each table seats eight people. If you have an open seat, please consider inviting a staff member to join your table.

Milk is available at both breakfast and dinner. "Grab-and-go" items—such as fresh fruit, cheese sticks, hard-boiled eggs, toast, bagels, and PB&Js—will be accessible throughout the day.

Coffee is available beginning at 6:30 AM daily, when the dining hall opens.

Bussing Your Tables: After finishing eating each unit is responsible for bussing their tables as instructed by the Dining Hall Steward. A table busser should be assigned for each table per meal.

Entry: Troops will line up on the outside of the Lyles Lodge Dining Hall, on the side closest to the Grant A. Shaw Training Center. The Dining Hall Steward will open the doors for entry. Hand sanitizing stations are provided, and we ask each participant to make use of these before entering for each meal.

IMPORTANT NOTICE:

Do NOT send a few Scouts ahead to "save" a spot in line for the entire troop. This is not appropriate, not acceptable, and goes against proper Scouting etiquette. Fairness and respect for others is expected at all times. Thank you for your cooperation.

Seconds: At meals, seconds will be called after a short delay from the time the last person was served. Please be respectful and responsible when lining up for seconds.

Guest Meal Prices: If you have a guest, they can purchase meal tickets at the Camp Trading Post. Breakfast and Lunch are \$10.00, and dinner is \$13.00. Children aged 5 and younger eat for FREE.

Cooking Merit Badge: Should you need to work on specific needs for the Cooking Merit Badge, speak to our Food Services Director upon arrival, and we will accommodate your needs to the best of our ability.



PLEASE LET US KNOW IF YOU HAVE A BIRTHDAY IN YOUR UNIT DURING YOUR STAY IN CAMP.

WE WILL HAVE A SPECIAL TREAT FOR THEM!



Bill Atwood &
Jose Alvarado

Past & Current
Food Directors

ALLERGIES AND DIETARY NEEDS

All special food needs or requests must be submitted in advance of your stay at camp through the Black Pug Dietary Restrictions section. Please do not arrive at camp expecting accommodations without prior communication.

We are happy to accommodate medical and religious dietary needs, as well as vegetarian diets. We cannot accommodate dietary preferences. Some campers with dietary restrictions or preferences may find it easier to supplement meals by bringing their own food. We are glad to provide storage and, when possible, assist with preparation of required personal foods.

While we make every effort to accommodate dietary needs, extreme situations or specialty items may incur additional costs. In those cases, the cost will be passed along to the unit.

All dietary questions should be directed to our Food Service Director, Jose Alvarado. His contact information can be found on the Contacts Page of this guidebook.

Visitors at Camp Chawanakee

Visitors are always welcome at Camp Chawanakee and play an important role in supporting our Scouts. To ensure the safety of all participants, all visitors must check in at the Camp Office upon arrival and follow the required check-in procedures. A visitor wristband will be issued and must be worn at all times while on camp property.

Meals for visitors are available for purchase at the Trading Post. Please note that visitors are not permitted to participate in camp program activities.

If you plan to stay overnight, there is a \$85.00 per night fee, regardless of dining hall use. In compliance with state and national youth protection standards, all adults staying overnight must:

- Be registered with the troop,
- Have completed AB 506 Mandated Reporter Training, and
- Be Safeguarding Youth Trained (SYT).

We appreciate your cooperation in helping us maintain a safe and welcoming environment for all Scouts and leaders.

Remember to Stop at the

**Camp
Chawanakee
Office**



Check-In Documents

To help ensure a smooth and efficient arrival at Camp Chawanakee, **all attending troops must bring the following completed forms**. These documents are collected during the check-in process and are required for participation in camp programs.

Submit to Medical Staff at Check-In

✓ Annual Health and Medical Records

- Required for **all youth and adult participants**.
- Must include **Parts A, B, and C** with a physician's exam completed **within 12 months** of camp.
- The current form can be downloaded [\[HERE\]](#).

✓ Unit Roster (2 Copies)

- One copy is submitted during medical check-in; the second is kept in your campsite.
- Must include all **names for youth and adults** and **phone numbers for all adults**.
- If adult leadership will change mid-week, **list all adults attending** at any point, along with contact information.
- Anybody staying overnight must be **registered with Scouting America** and if they are in California, they must be on the units AB 506 Council Verification Form (below).

Submit to Camp Office at Check-In

✓ Range and Target Activities Permission Form

- Required for **any youth under 18** who wishes to participate in rifle or shotgun shooting activities.
- Must be **signed by a parent or guardian** as per California State Law.
- The Firearm Permission Form can be downloaded [\[HERE\]](#).

✓ AB 506 Council Verification Form (California Units Only)

- Required for **all registered adults** in California-based units.
- Must be signed and verified by your local council prior to arrival.
- Bring this completed form to check-in.
- Download the form [\[HERE\]](#) and see additional information on the next page.

California's AB 506

California AB-506 Compliance

As a Scouting volunteer, you understand the importance of creating a safe environment for youth. In support of that mission, **California Assembly Bill 506 (AB-506)** requires all youth-serving organizations in California to take additional steps to protect minors from abuse.

Effective January 1, 2022, AB-506 mandates that all registered **Scouting America volunteers and employees**—including **camp staff**—must comply with the following requirements:

- Completion of **Mandated Reporter Training** (online)
- Submission of a **Live Scan background check** (a digital fingerprinting process)

In addition, any adult volunteer (age 18 or older) who has **direct contact with youth for more than 16 hours per month or 32 hours per year** must also meet these requirements, regardless of registration status.

Where to Learn More and Complete Requirements:

- [California Scouting AB 506 Portal](#)
- [Sequoia Council AB 506 Information](#)
- Review the **California Scouting AB 506 FAQ** for full details.

At Check-In (California Troops Only):

California units must submit a **Council Verification of AB 506 Compliance** form at check-in. This form confirms that all adult participants from the unit meet state and Scouting America requirements.

- All **staff and local adult volunteers (18+)** at **Camp Chawanakee** will be in full compliance with AB 506.

Out-of-State Troops:

AB-506 applies specifically to **California-based youth service organizations**. If your unit is based **outside of California**, you are **not subject to AB-506** requirements. However:

- You **must still comply with Scouting America's policies** and the **laws of your home state**.
- Failure to meet these standards may impact your unit's eligibility to participate in California-based Scouting activities, including Camp Chawanakee.

For any questions regarding AB-506 compliance, please contact your local council or the Sequoia Council office directly. Thank you for doing your part to help keep Scouts safe.



CALIFORNIA SCOUTING

Trading Post

The Trading Post is your one-stop shop for all your camp needs! From snacks, drinks, and candy to camping essentials, Scouting supplies, merit badge materials, and souvenirs, the Trading Post has everything you need to make your week at camp comfortable, fun, and memorable.

We recommend that Scouts bring cash, credit, or debit cards to purchase items throughout the week. Please note that some merit badges require the purchase of specific supplies—refer to the Merit Badge listings for details.

Some units choose, at their own discretion, to have an adult leader supervise a simple Scout banking system to help youth manage their spending. While not required or facilitated by camp staff, this optional approach can be a helpful tool for teaching personal responsibility and budgeting skills during the week.

Pre-Ordering Camp T-Shirts

You may pre-order your 2026 Camp Chawanakee t-shirts prior to arrival by contacting Sequoia Council. Please inform the Council of the quantity needed in each size. Your troop's order will be packaged and ready for pickup at the Trading Post upon your arrival. Payment can be made at that time.

Accepted forms of payment include:

- Cash
- Check
- Credit Card
- Debit Card

Please note: Our point-of-sale (POS) system does not currently accept Apple Pay or Google Pay, but we hope to offer these payment options in the near future. We appreciate your understanding and flexibility.



Trading Post at Night

Patch Trading

Bring your extra patches and join in one of Scouting's favorite traditions! Patch trading is a great way to meet Scouts from other troops, share stories, and grow your collection. Whether you're a first-time trader or a longtime collector, everyone's welcome to take part. Remember—trades should always be fair and done in the spirit of Scouting.



Patch Trading is BACK!

Tuesday night in the Training Center is Patch Trading Night! Scouts and adults are welcome to bring their collections and see what new patches they can add.

To keep trading fun and fair for everyone, please follow these guidelines:

- Youth should trade with youth, and adults with adults, per the International Scouting Collectors Association Guidelines.
- Youth may trade with adults only if their adult unit leader is present to observe and approve the trade.
- Youth Protection Guidelines are always in effect.
- Do not trade any award or rank patches. Scouting knots, religious medals, or badges of office may not be traded—doing so violates the Rules and Regulations of Scouting America.

Tips for Successful Trading

- Diversify your collection. Try to collect patches from different councils, camps, and events—it helps attract more traders and makes your collection more interesting.
- Take care of your patches. Keep them clean and in good condition; no one wants to trade for a torn or dirty patch.
- Be kind and polite. Remember, a Scout is friendly. A simple "please" and "thank you" go a long way.
- Respect others' patches. Treat every patch you handle like it's your own.
- Focus on what you love. Rare patches are nice, but the ones that mean something to you will matter most in the years to come.

Rules & Policies

Camp Chawanakee's rules are designed to keep everyone safe and help ensure a great camp experience. Most policies follow the Guide to Safe Scouting and the National Camp Accreditation Program (NCAP) standards. These rules are not negotiable and comply with all state and local laws.

GENERAL EXPECTATIONS

- No personal firearms, bows, arrows, or ammunition are allowed on camp property.
- Closed-toe shoes must be worn at all times.
- Throwing rocks or sticks is strictly prohibited.
- Two-deep leadership must be maintained by all units at all times.
- The Buddy System is required everywhere in camp.

SMOKING, VAPING, AND TOBACCO

Anyone under 18 may not use tobacco in any form. Adults who smoke, dip, or vape must do so out of sight of youth. Smoking and vaping are not allowed in tents or buildings. Field-strip cigarette butts and place them in trash receptacles. The designated smoking area is located behind the Dining Hall near the receptacles. Please limit all tobacco use to this area only.

BICYCLES

Scouts and leaders are welcome to bring and use bicycles during their stay at camp. Riding is a great way to stay active and explore the property. Helmets must be worn at all times while riding. Troop leaders are responsible for ensuring that all bikes brought to camp are in safe working condition and properly maintained.

LEAVING CAMP

Anyone leaving camp must sign out and back in at the Camp Office. Scouts may only leave with a parent, guardian, or a person listed in writing on their medical form. Photo IDs may be required. Two-deep leadership must be maintained at all times.

PETS AND SERVICE ANIMALS

Pets are not allowed in camp. Those requiring a service or medical animal must obtain approval from the Camp Director prior to arrival. sight impaired

FIRES, STOVES, AND OPEN FLAMES

For everyone's safety, no open flames are permitted inside tents. This includes matches, candles, and all liquid- or gas-fueled lanterns or stoves. Lighting inside tents should only be from battery-powered lanterns or flashlights.

Lanterns may be used under a dining fly if proper clearance is maintained. All cooking fires, campfires, and stoves must be attended at all times while burning. Fires should only be built in designated fire rings and must be completely extinguished—cold to the touch—before being left unattended.

CAMP AND EQUIPMENT CARE

We ask all campers to help take care of camp property and equipment. A little wear and tear is expected over the course of the week, but any damage beyond normal use should be reported to the Camp Ranger. Units may be asked to help repair or replace items that are broken or damaged through neglect or misuse.

notify commissioner

Rules & Policies Continued

ALCOHOL & DRUGS

Alcohol and Drugs No alcoholic beverages or illegal drugs are permitted on camp property. There are no exceptions to this policy and all violators will be removed from camp. In any illegal incident, law enforcement will be notified.

STAFF MEMBERS

Our staff are trained and dedicated to providing a great program experience. If you have concerns about a staff member's performance, please see the Camp Director or Program Director.

VEHICLES IN CAMP

During camp, vehicles are not permitted in main camp areas or campsites. One vehicle may unload gear during check-in, then must return to the parking lot. Those needing medical exceptions must receive approval from the Camp Director before arrival. Follow posted speed limits. Riding in truck beds or trailers is prohibited by law.

UNIT TRAILERS

Trailers may be parked near unit campsites for convenience. The vehicle used to tow the trailer must return to the parking lot once unloading is complete. To help protect personal property and food supplies, trailers should be locked at night due to curious "Chawanabears."

FISHING AT CAMP CHAWANAKEE

Camp Chawanakee offers excellent fishing opportunities!

Anyone 16 years of age or older requires a valid California Fishing License. Camp Chawanakee does not sell fishing licenses. You will need to go into the town of Shaver Lake to purchase one. Please consider purchasing prior to arriving.

FOOTWEAR

Closed-toe shoes that securely fasten to the foot must be worn at all times by everyone in camp, including visitors. The only exceptions are while in bed or participating in aquatic activities. Footwear is required at the waterfront for all participants. Sandals or Crocs may be worn only within the waterfront area. Flip-flops are permitted in the showers but are not allowed elsewhere in camp.

CHAWANABEARS (SQUIRRELS)

Our squirrels — better known as Chawanabears — are clever, persistent, and always on the hunt for anything that smells good. They will chew through tents, bags, and backpacks to reach food or other scented items.

For everyone's sake, no food or smellables should be kept in tents. Store these items in sealed containers or your trailer instead. secure your personal and food items

Awards and Recognitions

THUMB STICK AWARD

Each evening, the Volunteer Commissioners will present a special recognition known as the Thumb Stick.

- **Daily Award:** Units that demonstrate Scout spirit, teamwork, and participation may be selected to receive the Thumb Stick.
- **Passing It On:** The Thumb Stick is kept by the winning unit until the next evening's flags, when it is returned to the Commissioner and awarded again.
- **End of Week:** At the close of camp, one unit will be chosen to take the Thumb Stick home as a lasting recognition of their efforts.
- **Unit Contribution:** Each winning unit is expected to add their own personalization before returning it. Please plan to bring items like paracord, rope, or other simple materials to contribute. Additions should highlight your unit's identity but must not make the Thumb Stick larger than your smallest youth can comfortably carry. There are also plenty of items available for purchase in the Trading Post to help with your Thumb Stick additions.

PIONEER HIKER AWARD

This honor is bestowed upon a youth who best exemplifies the Scout Oath and Law. Each unit may select one youth to be recognized as their Pioneer Hiker.

- **Historical Contribution:** In addition to the recognition, each Pioneer Hiker will be asked to write a short passage that will be preserved in the Camp Chawanakee history books, leaving their personal mark on camp tradition.
- **Recognition:** Pioneer Hikers will receive a certificate in their name—perfect for framing—as a lasting reminder of this special honor.
- **Tradition:** Many distinguished Scouts have been named Pioneer Hiker over the years—including our current Camp Director, who is a past recipient of this award.
- **Nomination:** Units should turn in the name of their chosen youth to the Program Director at the Friday 10:00 am Leaders' Meeting

HONOR UNIT AWARD

An Honor Unit is one that consistently lives by the Scout Oath and Law in all their actions. Honor Units stand out through their superior Scout spirit, strong inspection scores, commitment to the patrol method, and active participation in camp programs and meetings.

- **Recognition:** All Honor Units will be acknowledged at the closing campfire as a model for others to follow.
- **Nomination:** Units must turn in their Honor Unit paperwork to the camp office no later than Friday at 4:00 pm.
- **Requirements:** The full requirements for the Honor Unit Program can be found near the end of this Guidebook.

SPIRIT ARROW AWARD

The Spirit Arrow Award encourages Scouts to show their pride in Scouting through enthusiasm and participation.

- **Purpose:** This award recognizes the unit that consistently demonstrates Scout Spirit and is always striving to do their best.
- **Judging Criteria:** Consideration is based on patrol identity and energy—having patrol flags and yells, performing good turns, showing pride in Scouting, and above all, having fun!
- **Recognition:** The winning unit will be announced at the closing campfire and presented with the Spirit Arrow Award.
- **Selection:** The award is determined by the Camp Staff, who evaluate units throughout the week.




Camp Promotions

Bring Camp Chawanakee to Your Troop or Your Area!

We'd love to visit and share what's new at Camp Chawanakee for next summer. From program updates to troop traditions and scheduling, we can help Scouts get excited and ready for camp. If your unit or district would like a short presentation or info session, let us know — we'll bring the spirit of Chawanakee to you!



facebook.com/CampChawanakee



instagram.com/camp.chawanakee/

Last 24 Hours of Camp

The final day at Camp Chawanakee is filled with celebration, competition, and preparation for departure.

- **Aloha Friday:** Start the day at morning flags dressed in Hawaiian shirts, board shorts, and leis. Bring plenty of items to decorate yourself and your campsite in the true Aloha spirit!
- **Scoutmaster Meeting** (10:00am): Leaders will receive updates on the day's activities, including Chawanalympics, **checkout procedures**, and merit badge processes.
- **Chawanalympics:** After opening ceremonies at the Waterfront, units will break into patrols to compete in exciting camp-wide games that test leadership, athleticism, and Scout skills.
 - Signature Events:
 - **Scoutmaster Canoe Race** – A spirited kickoff on the water.
 - Aquatics: Lifeguard relay.
 - Nature: Plant and wildlife recognition challenge.
 - Scoutcraft: Disc Golf and a knot-tying relay.
 - Eagle Point: Scout knowledge and trivia.
 - Handicraft: Camp trivia.
 - Archery: "Robin Hood" marksman contest.
 - Awards: Recognition will be presented on a patrol basis for 1st, 2nd, and 3rd place in each event.
 - Details: Specific event information will be provided at the SPL meeting on Wednesday.
 - Program Access: While Chawanalympics are underway, program areas remain open for Scouts needing to complete requirements.
 - Chawanalympics are all about fun, teamwork, and camp spirit—come ready to cheer on your patrols and make it a highlight of your week!
- **Friday Barbecue:** Dinner is a Hawaiian-themed Luau BBQ in the Dining Hall for Scouts and leaders. Families and guests are welcome—guest tickets are available at the Trading Post for \$13.
- **Merit Badge Blue Card Pick-Up:** Unit leaders may collect their Scouts' blue cards at the Camp Office between 4:00–5:00 pm.
- **Merit Badge Blue Card Bonanza (Q&A):** For questions about missing or incomplete cards, unit leaders may meet with Area Directors at the side of the Dining Hall from 7:00–8:00 pm.

OVERNIGHT GUESTS

Parents wishing to stay Friday night may reserve a site at Family Camp by calling the Fresno Scout Office at 559-320-2100. All adults must meet camp requirements to stay with the troop.

Our Family Camp is available for families associated with a troop. Only these families may reserve a campsite. This primitive camping site is adjacent to the camp property and allows families the opportunity to stay nearby and easily visit camp. There are bathroom and shower facilities available. You must provide your own tents, food, and camping gear. The Family Camp Host will be on site and their cell number posted. If you intend to utilize Family Camp during your Scout's stay, please make your reservations as early as possible. Our sites fill up rapidly.

Saturday Check-Out

A smooth departure helps ensure camp is left in excellent condition for the next units.

- **Staff Guide Checkout:** A camp staff guide will meet your unit at a scheduled time between 6:00–9:00 am Saturday to help check your campsite. Earlier departures can be arranged if needed. Checkout times are scheduled during the Friday 10:00 am Scoutmaster Meeting at the Trading Post.
- **Campsite Inspection:** All tents and equipment will be inspected for damage on a weekly basis. Units will be assessed fees for any damage caused during their stay.
- **Final Camp Office Checkout:** After your staff guide clears your unit in the campsite, leaders must proceed to the Camp Office to complete the final checkout. Before receiving camp patches, the Camp Evaluation Form must be completed and submitted.
- **Camp Office Procedures:** At the office, turn in your Checkout Sheet and pick up your medical binders and camp patches. You may also make reservations for 2027 at this time.
- **Vehicle Access:** Only one vehicle per unit is allowed in the campsite at a time to load gear. Once loaded, the vehicle must return to the parking lot before another enters. For extremely early Saturday departures, consult the Camp Office about equipment loading arrangements.



Lost and Found

Please encourage Scouts and leaders to check the Lost and Found daily for missing items. Doing so helps reduce the number of unclaimed belongings at the end of the week.

- **Returnable Items:** Staff will make every effort to return handbooks (if the Scout's name is inside) and other important personal items.
- **Common Items:** We often collect large numbers of water bottles, clothing, and miscellaneous odds and ends that are difficult to identify.
- **Best Practice:** To avoid losing gear, Scouts should label their belongings and make a habit of checking the Lost and Found each day and again during checkout.

Duty Roster

Sunday	<i>Dinner Table Bus</i>	
Monday	<i>Breakfast Table Bus</i>	
	<i>Lunch Table Bus</i>	
	<i>Dinner Table Bus</i>	
	<i>Clean Showers / Latrines</i>	

Tuesday	<i>Breakfast Table Bus</i>	
	<i>Lunch Table Bus</i>	
	<i>Dinner Table Bus</i>	
	<i>Clean Showers / Latrines</i>	

Wednesday	<i>Breakfast Table Bus</i>	
	<i>Lunch Table Bus</i>	
	<i>Dinner Table Bus</i>	
	<i>Clean Showers / Latrines</i>	

Thursday	<i>Breakfast Table Bus</i>	
	<i>Lunch Table Bus</i>	
	<i>Dinner Table Bus</i>	
	<i>Clean Showers / Latrines</i>	

Friday	<i>Breakfast Table Bus</i>	
	<i>Lunch Table Bus</i>	
	<i>Dinner Table Bus</i>	
	<i>Clean Showers / Latrines</i>	

Honor Unit Criteria

Unit #:

Council Name:

Campsite:

Week:

An Honor Unit is one that consistently lives by the Scout Oath and Law—showing integrity,

Leader Initials/Date Completed

An Honor Unit must have:

1. Show Scout Spirit at all camp functions and adhere to the Scout Oath and Law.

2. Participate in all camp wide events (Campfires, Chawanalympics, etc)

3. Maintain a tidy and safe campsite.

4. Participate in a camp service project. (Tribe hours count)

5. Organize and hold at least one youth leader meeting during the week.

6. Attend all scheduled Adult Leader and Youth Leader meetings.

7. Attend and be on time to all flag ceremonies.

8. Do not put holes in the camp tents or damage campsite property.

9. Participate in an inter-unit campfire or activity during the week.

10. Do **ONE** of the following:

- 100% of the unit advances one rank in the Tribe of Chawanakee
- Units attends Vespers (7:00pm Wednesday at the Chapel)
- Unit participates in a camp wide flag raising, lowering, or retirement ceremony.

11. Invite a camp staff member to participate in a unit activity.

Name of staff member:



Camp Commissioners will determine completion of the requirements and will recognize the Honor Units at the Closing Campfire on Friday night.

Campsite Inspection Form

Unit #:

Campsite:

Commissioner:

Inspections will be completed each day between 9:00am and 12:00pm (Noon)

Scoring: 100 = Excellent! 90-99 = Great 80-89 = Improving 70-79 = Progressing 69 or Less = Keep Trying Your Best!

Arrangement of Camp (22 points)	Mon	Tues	Wed	Thur	Fri
U.S. Flag flying at entry or on flag pole	3	3	3	3	3
Unit Flag flying at entry or on flag pole	3	3	3	3	3
Proper placement of large fire bucket (filled with water) near campfire ring	4	4	4	4	4
Small fire buckets near tents (one with water & one with dirt)	4	4	4	4	4
Ax yard well defined & all tools in sheaths	3	3	3	3	3
"No Flames in Tents" posted on any personal tents	4	4	4	4	4
Defined entrance to unit's tents	1	1	1	1	1
Neatness of Tents (15 points)	Mon	Tues	Wed	Thur	Fri
Platform tents are open and properly secured	3	3	3	3	3
Bedding and personal gear neatly stored in tents	3	3	3	3	3
Tents are swept clean and generally in neat condition	3	3	3	3	3
Tents are free of new unmarked holes	6	6	6	6	6
Overall Cleanliness of Site(s) (30 points)	Mon	Tues	Wed	Thur	Fri
Proper disposal of garbage in cans	5	5	5	5	5
Full garbage cans/bags placed near road	2	2	2	2	2
No food particles next to water spigot	3	3	3	3	3
Proper storage of equipment/food	3	3	3	3	3
Fires out or properly attended (barbecues included)	3	3	3	3	3
Site free of litter	4	4	4	4	4
Latrines in clean condition	5	5	5	5	5
Showers in clean condition	5	5	5	5	5
Bulletin Board (16 points)	Mon	Tues	Wed	Thur	Fri
Duty Roster	2	2	2	2	2
Unit Fireguard Plan and Camp Fire Plan	2	2	2	2	2
Campsite Inspection Form	2	2	2	2	2
Unit Merit Badge Sign-ups	2	2	2	2	2
Camp Schedule	2	2	2	2	2
Camp Map	2	2	2	2	2
Camp Special Events Schedule with unit activities added	2	2	2	2	2
Camp Meal Times	2	2	2	2	2
Camp Improvements - NO PERMANENT CHANGES (7 points)	Mon	Tues	Wed	Thur	Fri
New Pioneering Project or camp gadget each day	7	7	7	7	7
Spirit (10 points)	Mon	Tues	Wed	Thur	Fri
Cooperation, quietness after taps, example set for all, on time at flags	10	10	10	10	10
Campsite Commissioners will judge behavior and spirit					
Total:					

Tribe of Chawanakee

The Tribe of Chawanakee is Camp Chawanakee's in-camp service organization, open to both youth and adults who exemplify the camp's ideals.

- **Membership:** All youth and adults attending camp are eligible to join. The initial tribe patch may be purchased at the Trading Post, and achievement segments are awarded at no cost.
- **Recognition:** Throughout the week, participants work on service projects that demonstrate their commitment to camp. On Thursday evening, a special ceremony and campfire recognize those advancing in rank. Segments earned are distributed at checkout.
- **Roster Form:** To receive segments, each unit must turn in a completed Tribe Roster Form to the camp office by Friday. This allows time for sorting and distribution.
- **Ranks and Requirements:**
 - **Hunter:**
 - One summer at Camp Chawanakee; one hour of service.
 - **Warrior:**
 - Earned Hunter; two summers at Camp Chawanakee; two hours of service.
 - **Chief:**
 - Earned Warrior; three summers at Camp Chawanakee; three hours of service.
 - **Medicine Man:**
 - Earned Chief; four summers at Camp Chawanakee; four hours of service.
 - **Sachem:**
 - Earned Medicine Man; five summers at Camp Chawanakee; plan, organize, and complete an approved service project or complete five hours of service.



38

Swim Testing

Traditionally, swim tests have only been done at long-term summer camp—but guess what? That's not the only option! Units are encouraged to complete swim classification before arriving at camp. This saves time, avoids first-day chaos, and gets everyone in the water faster.

Please note: Waterfront staff may retest individuals if needed. This ensures everyone is safe, confident, and placed in the right swimming area for their abilities.

SWIM CLASSIFICATION PROCEDURES

The swim classification of individuals participating in a Scouting America activity is a key element in both Safe Swim Defense and Safety Afloat. The swim classification tests should be renewed annually, preferably at the beginning of each outdoor season.

All persons participating in Scouting America aquatics are classified according to swimming ability. The classification tests and test procedures have been developed and structured to demonstrate a skill level consistent with the circumstances in which the individual will be in the water (e.g., the swimmer's test demonstrates the minimum level of swimming ability for recreational and instructional activity in a confined body of water with a maximum 12- foot depth).

In April we will mail each unit their buddy tags to fill out before arriving at camp. The various components of each test evaluate the several skills essential to the minimum level of swimming ability. Each step of the test is important and should be followed as listed below:

SWIMMER'S TEST: Jump feet first into water over the head in depth, level off, and begin swimming. Swim 75 yards in a strong manner using one or more of the following strokes: sidestroke, breaststroke, trudgen, or crawl; then swim 25 yards using an easy resting backstroke. The 100 yards must be swum continuously and include at least one sharp turn. After completing the swim, rest by floating.


BEGINNER'S TEST: Jump feet first into water over the head in depth, level off, swim 25 feet on the surface, stop, turn sharply, resume swimming as before, and return to starting place.

Beginners (red on top):

- ✓ Jump into deep water.
- ✓ Swim **25 feet**.
- ✓ Turn.
- ✓ Return.
- ✓ Total: **50 feet** with entry and turn

Swimmers (red on top blue on bottom):

- ✓ Jump into deep water.
- ✓ Swim **75 yards** with strong forward stroke.
- ✓ Swim **25 yards** with restful backstroke.
- ✓ Rest by floating.
- ✓ Total: **100 yards** with entry and turn



PROPERLY FILLING OUT A BUDDY TAG:

The swimmer's name is put on the front in the middle section. On the backside is written their Unit Number and Campsite.

- Non-Swimmer (did not pass to the Beginner level): Buddy Tag left without color
- Beginner (passed Beginner level but did not complete full swim test or did not complete test to the satisfaction of the test administrator): Color the **top half circle with a red permanent marker**.
- Swimmer (satisfactorily completed the full swim test): Color the **top half circle with a red permanent marker** and color the **bottom half circle with a blue permanent marker**.

Unit Swim Classification Record

This is the individual's swim classification as of this date. Any change in status after this date (i.e., non-swimmer to beginner or beginner to swimmer) would require a reclassification test performed by an approved test administrator. Changes and corrections to the following chart should be initialed and dated by the test administrator.

PLEASE NOTE: When swim tests are conducted away from camp, the camp Aquatics Director retains the right to review or retest any or all participants to ensure that standards have been maintained.

Unit Number:

Date of Swim Test :

	Full Name (Print) (Draw lines through blank spaces.)	Medical Recheck	Swim Classification		
			Non swimmer	Beginner	Swimmer
1					
2					
3					
4					
5					
6					
7					
8					
9					
10					
11					
12					
13					
14					
15					

NAME OF PERSON CONDUCTING THE TEST:

Print Name

Signature

Qualification

Council/Agency (Red Cross, YMCA, etc.)

UNIT LEADER:

Print Name

Signature

Early Release From Camp

Once a Scout has checked into the summer camp program, they are not authorized to leave camp property except in emergency situations and with proper verification and authorization.

Emergency situations that may require an "early release" include illness, family emergencies, or unavoidable outside activities. The following procedures will be followed whenever an early release request is made:

- **Authorization:** If anyone other than the parent or legal guardian is picking up the Scout, a written authorization from the custodial parent or guardian must be provided to the Camp Director. This authorization must clearly state who is permitted to pick up the Scout.
- **Check-In Procedure:** Upon arrival at camp, the authorized adult must report to the Camp Office and check in with the Camp Director. After verification, the Camp Director will contact the Scout's Adult Leader and the Scout.
- **Identification Verification:** The identity of the adult picking up the Scout must be verified either by the Adult Leader in camp or through presentation of proper photo identification. If additional verification is needed, the Camp Director may contact the parent or legal guardian by phone using a number provided on the Scout's health form or by the Adult Leader in camp.
- **Adult Leader Transport:** If an adult leader is transporting a Scout home during the camp week, they must check out with the Camp Director before leaving and report back upon returning to camp. If the Scout is not related to the adult leader, two-deep leadership requirements must be followed at all times.

Identification of camper to be released:

Date ____/____/____ Name of camper to be released: _____	Unit _____
Reason for release _____ _____	Campsite _____

Identification of person picking up the camper:

Name: _____	Telephone ____-____-____
Address _____ _____	
Signature _____	Date ____/____/____

Verification and approval by unit leader:

Leader's Name: _____	Telephone ____-____-____
Address _____ _____	
Signature _____	Date ____/____/____



Management's approval:

Sign _____

Print _____



Schedules

Click on the Schedule to get a full size colorized version

	Sunday	Big Hat Monday	Sports Day Tuesday	Western Wednesday	Thankful Thursday	Alpha Friday	Saturday
6am							
7am							
8am							
9am							
10am							
11am							
12pm							
1pm							
2pm							
3pm							
4pm							
5pm							
6pm							
7pm							
8pm							
9pm							
10pm							
	<p>Saturday arrivals will still need to check in as a group on Sunday</p> <p>Check In 1pm - 4pm</p> <p>Swim Checks</p> <p>SPL/SM Meeting @ Chapel</p> <p>Dinner - Shift #1 5pm - 6:45pm</p> <p>Evening Flags - Welcome!</p> <p>Dinner - Shift #2 7pm - 7:45pm</p> <p>Opening Campfire @ Eagle Point Campfire Bowl 8:30pm - 9:30pm</p> <p>Lights Out</p>	<p>Monday</p> <p>Polar Bear Swim 6:00-12am</p> <p>Breakfast Shift #1 6:30am - 7:15am</p> <p>Morning Flags 7:30am</p> <p>Breakfast Shift #2 7:45am - 8:30am</p> <p>Merit Badge Period 1 8:45am - 9:30am</p> <p>Merit Badge Period 2 9:40am - 10:25am</p> <p>Open Time Session 1 10:35am - 11:35am</p> <p>Lunch Shift #1 11:45am - 12:15pm</p> <p>SPL Meeting 12:15pm</p> <p>Lunch Shift #2 12:30pm - 1pm</p> <p>Merit Badge Period 3 1:10pm - 1:55pm</p> <p>Merit Badge Period 4 2:05pm - 2:50pm</p> <p>Open Time Session 2a 3pm - 3:45pm</p> <p>Open Time Session 2b 4pm - 4:45pm</p> <p>Dinner Shift #1 5pm - 5:45pm</p> <p>Dinner Shift #2 6pm - 6:45pm</p> <p>Open Time Session 3 7pm - 8pm</p> <p>Lights Out</p>	<p>Tuesday</p> <p>Polar Bear Swim 6:00-12am</p> <p>Breakfast Shift #1 6:30am - 7:15am</p> <p>Morning Flags 7:30am</p> <p>Breakfast Shift #2 7:45am - 8:30am</p> <p>Merit Badge Period 1 8:45am - 9:30am</p> <p>Merit Badge Period 2 9:40am - 10:25am</p> <p>Open Time Session 1 10:35am - 11:35am</p> <p>Lunch Shift #1 11:45am - 12:15pm</p> <p>SPL Meeting 12:15pm</p> <p>Lunch Shift #2 12:30pm - 1pm</p> <p>Merit Badge Period 3 1:10pm - 1:55pm</p> <p>Merit Badge Period 4 2:05pm - 2:50pm</p> <p>Open Time Session 2a 3pm - 3:45pm</p> <p>Open Time Session 2b 4pm - 4:45pm</p> <p>Dinner Shift #1 5pm - 5:45pm</p> <p>Dinner Shift #2 6pm - 6:45pm</p> <p>Open Time Session 3 7pm - 8pm</p> <p>Lights Out</p>	<p>Wednesday</p> <p>Polar Bear Swim 6:00-12am</p> <p>Breakfast Shift #1 6:30am - 7:15am</p> <p>Morning Flags 7:30am</p> <p>Breakfast Shift #2 7:45am - 8:30am</p> <p>Merit Badge Period 1 8:45am - 9:30am</p> <p>Merit Badge Period 2 9:40am - 10:25am</p> <p>Open Time Session 1 10:35am - 11:35am</p> <p>Lunch Shift #1 11:45am - 12:15pm</p> <p>SPL Meeting 12:15pm</p> <p>Lunch Shift #2 12:30pm - 1pm</p> <p>Merit Badge Period 3 1:10pm - 1:55pm</p> <p>Merit Badge Period 4 2:05pm - 2:50pm</p> <p>Open Time Session 2a 3pm - 3:45pm</p> <p>Open Time Session 2b 4pm - 4:45pm</p> <p>Dinner Shift #1 5pm - 5:45pm</p> <p>Dinner Shift #2 6pm - 6:45pm</p> <p>Vespers @ Chapel 7pm - 7:30pm</p> <p>Trek Safety / Packing & Hiking Techniques</p> <p>Lights Out</p>	<p>Thursday</p> <p>Chieftain Run 6am*</p> <p>Polar Bear Swim 6:00-12am</p> <p>Breakfast Shift #1 6:30am - 7:15am</p> <p>Morning Flags 7:30am</p> <p>Breakfast Shift #2 7:45am - 8:30am</p> <p>Merit Badge Period 1 8:45am - 9:30am</p> <p>Merit Badge Period 2 9:40am - 10:25am</p> <p>Open Time Session 1 10:35am - 11:35am</p> <p>Lunch Shift #1 11:45am - 12:15pm</p> <p>SPL Meeting 12:15pm</p> <p>Lunch Shift #2 12:30pm - 1pm</p> <p>Merit Badge Period 3 1:10pm - 1:55pm</p> <p>Merit Badge Period 4 2:05pm - 2:50pm</p> <p>Open Time Session 2a 3pm - 3:45pm</p> <p>Open Time Session 2b 4pm - 4:45pm</p> <p>Dinner Shift #1 5pm - 5:45pm</p> <p>Dinner Shift #2 6pm - 6:45pm</p> <p>Open Time Session 3 7pm - 8pm</p> <p>Tribe of Chawanahee Campfire @ Eagle Point Campfire Bowl 8:30pm - 9:30pm</p> <p>Lights Out</p>	<p>Friday</p> <p>Breakfast Shift #1 6:30am - 7:15am</p> <p>Morning Flags 7:30am</p> <p>Breakfast Shift #2 7:45am - 8:30am</p> <p>Merit Badge Check-In 8:45am -</p> <p>Scoutmaster Meeting 10am - 10:30am</p> <p>- 11:35am</p> <p>Lunch Shift #1 11:45am - 12:15pm</p> <p>Lunch Shift #2 12:30pm - 1pm</p> <p>Chawanahees Merit Badge Check-In 1:30pm - 3:30pm</p> <p>Merit Badge/Blue Card Pick Up @ Camp Office 4pm - 5pm</p> <p>Dinner Shift #1 5pm - 5:45pm</p> <p>Dinner Shift #2 6pm - 6:45pm</p> <p>Merit Badge Bonanza @ Dining Hall 7pm - 8pm</p> <p>Closing Campfire @ Eagle Point Campfire Bowl 8:30pm - 9:30pm</p> <p>Lights Out</p>	<p>Saturday</p> <p>Open Breakfast 6am - 8am</p> <p>Check Out 6am - 9am</p> <p>Thank you for choosing Camp Chawanahee</p> <p>See you next summer!!</p> <p></p>

*If you complete the Chieftain Run (Thurs or Fri) and Polar Bear Swim (any day offered) you can earn the Iron Bear; Thursday will have an option for runners to complete Polar Bear after their run.

Click on the Schedule to get a full size black/white version


	Sunday	Big Hat Monday	Sports Day Tuesday	Western Wednesday	Thankful Thursday	Alpha Friday	Saturday
6am							
7am							
8am							
9am							
10am							
11am							
12pm							
1pm							
2pm							
3pm							
4pm							
5pm							
6pm							
7pm							
8pm							
9pm							
10pm							
	<p>Saturday arrivals will still need to check in as a group on Sunday</p> <p>Check In 1pm - 4pm</p> <p>Swim Checks</p> <p>SPL/SM Meeting @ Chapel</p> <p>Dinner - Shift #1 5pm - 6:45pm</p> <p>Evening Flags - Welcome!</p> <p>Dinner - Shift #2 7pm - 7:45pm</p> <p>Opening Campfire @ Eagle Point Campfire Bowl 8:30pm - 9:30pm</p> <p>Lights Out</p>	<p>Monday</p> <p>Polar Bear Swim 6:00-12am</p> <p>Breakfast Shift #1 6:30am - 7:15am</p> <p>Morning Flags 7:30am</p> <p>Breakfast Shift #2 7:45am - 8:30am</p> <p>Merit Badge Period 1 8:45am - 9:30am</p> <p>Merit Badge Period 2 9:40am - 10:25am</p> <p>Open Time Session 1 10:35am - 11:35am</p> <p>Lunch Shift #1 11:45am - 12:15pm</p> <p>SPL Meeting 12:15pm</p> <p>Lunch Shift #2 12:30pm - 1pm</p> <p>Merit Badge Period 3 1:10pm - 1:55pm</p> <p>Merit Badge Period 4 2:05pm - 2:50pm</p> <p>Open Time Session 2a 3pm - 3:45pm</p> <p>Open Time Session 2b 4pm - 4:45pm</p> <p>Dinner Shift #1 5pm - 5:45pm</p> <p>Dinner Shift #2 6pm - 6:45pm</p> <p>Open Time Session 3 7pm - 8pm</p> <p>Lights Out</p>	<p>Tuesday</p> <p>Polar Bear Swim 6:00-12am</p> <p>Breakfast Shift #1 6:30am - 7:15am</p> <p>Morning Flags 7:30am</p> <p>Breakfast Shift #2 7:45am - 8:30am</p> <p>Merit Badge Period 1 8:45am - 9:30am</p> <p>Merit Badge Period 2 9:40am - 10:25am</p> <p>Open Time Session 1 10:35am - 11:35am</p> <p>Lunch Shift #1 11:45am - 12:15pm</p> <p>SPL Meeting 12:15pm</p> <p>Lunch Shift #2 12:30pm - 1pm</p> <p>Merit Badge Period 3 1:10pm - 1:55pm</p> <p>Merit Badge Period 4 2:05pm - 2:50pm</p> <p>Open Time Session 2a 3pm - 3:45pm</p> <p>Open Time Session 2b 4pm - 4:45pm</p> <p>Dinner Shift #1 5pm - 5:45pm</p> <p>Dinner Shift #2 6pm - 6:45pm</p> <p>Open Time Session 3 7pm - 8pm</p> <p>Lights Out</p>	<p>Wednesday</p> <p>Polar Bear Swim 6:00-12am</p> <p>Breakfast Shift #1 6:30am - 7:15am</p> <p>Morning Flags 7:30am</p> <p>Breakfast Shift #2 7:45am - 8:30am</p> <p>Merit Badge Period 1 8:45am - 9:30am</p> <p>Merit Badge Period 2 9:40am - 10:25am</p> <p>Open Time Session 1 10:35am - 11:35am</p> <p>Lunch Shift #1 11:45am - 12:15pm</p> <p>SPL Meeting 12:15pm</p> <p>Lunch Shift #2 12:30pm - 1pm</p> <p>Merit Badge Period 3 1:10pm - 1:55pm</p> <p>Merit Badge Period 4 2:05pm - 2:50pm</p> <p>Open Time Session 2a 3pm - 3:45pm</p> <p>Open Time Session 2b 4pm - 4:45pm</p> <p>Dinner Shift #1 5pm - 5:45pm</p> <p>Dinner Shift #2 6pm - 6:45pm</p> <p>Vespers @ Chapel 7pm - 7:30pm</p> <p>Trek Safety / Packing & Hiking Techniques</p> <p>Lights Out</p>	<p>Thursday</p> <p>Chieftain Run 6am*</p> <p>Polar Bear Swim 6:00-12am</p> <p>Breakfast Shift #1 6:30am - 7:15am</p> <p>Morning Flags 7:30am</p> <p>Breakfast Shift #2 7:45am - 8:30am</p> <p>Merit Badge Period 1 8:45am - 9:30am</p> <p>Merit Badge Period 2 9:40am - 10:25am</p> <p>Open Time Session 1 10:35am - 11:35am</p> <p>Lunch Shift #1 11:45am - 12:15pm</p> <p>SPL Meeting 12:15pm</p> <p>Lunch Shift #2 12:30pm - 1pm</p> <p>Merit Badge Period 3 1:10pm - 1:55pm</p> <p>Merit Badge Period 4 2:05pm - 2:50pm</p> <p>Open Time Session 2a 3pm - 3:45pm</p> <p>Open Time Session 2b 4pm - 4:45pm</p> <p>Dinner Shift #1 5pm - 5:45pm</p> <p>Dinner Shift #2 6pm - 6:45pm</p> <p>Open Time Session 3 7pm - 8pm</p> <p>Tribe of Chawanahee Campfire @ Eagle Point Campfire Bowl 8:30pm - 9:30pm</p> <p>Lights Out</p>	<p>Friday</p> <p>Breakfast Shift #1 6:30am - 7:15am</p> <p>Morning Flags 7:30am</p> <p>Breakfast Shift #2 7:45am - 8:30am</p> <p>Merit Badge Check-In 8:45am -</p> <p>Scoutmaster Meeting 10am - 10:30am</p> <p>- 11:35am</p> <p>Lunch Shift #1 11:45am - 12:15pm</p> <p>Lunch Shift #2 12:30pm - 1pm</p> <p>Chawanahees Merit Badge Check-In 1:30pm - 3:30pm</p> <p>Merit Badge/Blue Card Pick Up @ Camp Office 4pm - 5pm</p> <p>Dinner Shift #1 5pm - 5:45pm</p> <p>Dinner Shift #2 6pm - 6:45pm</p> <p>Merit Badge Bonanza @ Dining Hall 7pm - 8pm</p> <p>Closing Campfire @ Eagle Point Campfire Bowl 8:30pm - 9:30pm</p> <p>Lights Out</p>	<p>Saturday</p> <p>Open Breakfast 6am - 8am</p> <p>Check Out 6am - 9am</p> <p>Thank you for choosing Camp Chawanahee</p> <p>See you next summer!!</p> <p></p>

*If you complete the Chieftain Run (Thurs or Fri) and Polar Bear Swim (any day offered) you can earn the Iron Bear; Thursday will have an option for runners to complete Polar Bear after their run.

Camp Chawanakee

Campus Map & Program Areas

MAP KEYS

-  SHOWERS
-  FIRST AID LODGE
-  RESTROOMS
-  CABINS

Adult Trainings

Adult CPR
Climb On Safety
Leave No Trace 101
Outdoor Leaders Skills
Safe Swim Defense
Safety Afloat
Trek Safety
Safeguarding Youth

Fire Safety
Fishing
Cooking
Camping
Disc Golf
Orienteering
Pioneering
Search and Rescue
Wilderness Survival
Totin' Chip
Firem'n Chit

Astronomy
Environmental Science
Fish and Wildlife Management
Geology
Insect Study
Mammal Study
Mining in Society
Nature
Pulp and Paper
Reptile and Amphibian Study
Soil and Water Conservation
Sustainability
Weather

Chess
Citizenship in the Nation
Citizenship in the World
Communications
Disabilities Awareness
Emergency Preparedness
Fingerprinting
First Aid
Game Design
Geocaching
Personal Fitness ***NEW***
Signs, Signals, and Codes

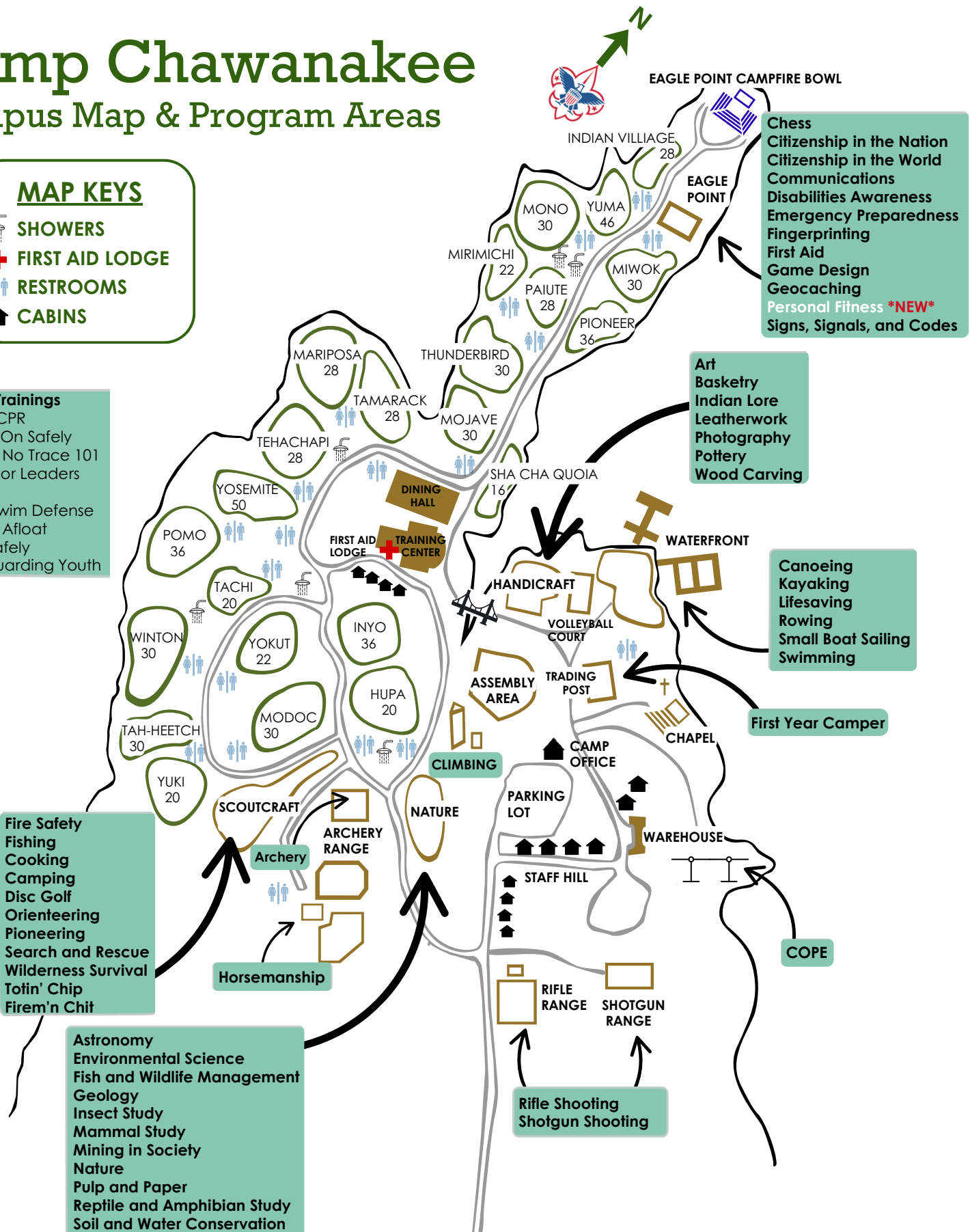
Art
Basketry
Indian Lore
Leatherwork
Photography
Pottery
Wood Carving

Canoeing
Kayaking
Lifesaving
Rowing
Small Boat Sailing
Swimming

First Year Camper

COPE

Camp Chawanakee 2026



Same time next year?

THANK YOU!

On behalf of the entire staff and leadership team, thank you for choosing to spend your week with us at Camp Chawanakee. We are grateful for the spirit, energy, and commitment your Scouts and leaders brought to camp. Every campsite, patrol cheer, and campfire song helps keep the traditions of Scouting alive and thriving.

We hope that the memories made here—on the lake, on the trail, in merit badge classes, and around the campfire—will last a lifetime.

Come Back Again!

Camp Chawanakee is more than just a place—it's a family and a tradition. We invite you to return next summer and continue building on the adventures you started this year. Together, we'll keep making Camp Chawanakee bigger, better, and more fun for all Scouts.

Until we see you again—thank you, safe travels, and keep the spirit of Chawanakee alive in all you do!

