

## Using Parent Portal

Parent Portal can be enabled to allow parents to enter their Scouts' registration information details (dietary restrictions, allergies, etc.), make payments for their Scout, and select their Scout's merit badge schedule.


Using Parent Portal is optional. For Troops who wish to NOT use Parent Portal, the primary registrant will be responsible for entering Scout information into their registration, making all payments for their Troop, and selecting Merit Badge classes for each Scout.

Parent Portal must be enabled by the primary registrant. To enable parent portal, go to your Troop's registration on <http://247scouting.com>. Under "Registration Contact", click "Additional Actions", then click "Parent Portal".

**Registration Contact**


Booked Jun 17, 2024 9:46 AM


Update Information


 Autofill


Preview Information


Additional Actions


 Add Participants

 Change Participant Type

 Edit Billing Info

 Parent Portal

 Payment History

 Payment Schedule

In the Parent Portal pop-up window, click the check box “Use Parent Portal.”

☒ **Use Parent Portal.** Use the following reports to distribute parent login credentials.

Parent Portal Credentials

Parent Portal Credentials (EXCEL)

☐ Prevent parents from making payments or seeing event fees.

☐ Allow Parent Portal class selection.

If unchecked, parents will be able to view class and merit badge selections but will not be able to change them.

Want an email showing payment and data-entry status? Use the checkboxes below to pick your day(s).

☐ Sun ☐ Mon ☐ Tue ☐ Wed ☐ Thu ☐ Fri ☐ Sat

To enable parents to register for Merit Badge classes for their Scout, check “Allow Parent Portal class selection.”

☒ **Use Parent Portal.** Use the following reports to distribute parent login credentials.

Parent Portal Credentials

Parent Portal Credentials (EXCEL)

☐ Prevent parents from making payments or seeing event fees.

☒ Allow Parent Portal class selection.

If unchecked, parents will be able to view class and merit badge selections but will not be able to change them.

☐ Email me when classes are changed through Parent Portal.

Want an email showing payment and data-entry status? Use the checkboxes below to pick your day(s).

☐ Sun ☐ Mon ☐ Tue ☐ Wed ☐ Thu ☐ Fri ☐ Sat

To generate a printout of unique QR Codes for each Scout to access their Parent Portal, click “Parent Portal Credentials”

☒ **Use Parent Portal.** Use the following reports to distribute parent login credentials.

**Parent Portal Credentials**

**Parent Portal Credentials (EXCEL)**

☐ Prevent parents from making payments or seeing event fees.

☒ Allow Parent Portal class selection.


If unchecked, parents will be able to view class and merit badge selections but will not be able to change them.

☐ Email me when classes are changed through Parent Portal.

Want an email showing payment and data-entry status? Use the checkboxes below to pick your day(s).

☐ Sun ☐ Mon ☐ Tue ☐ Wed ☐ Thu ☐ Fri ☐ Sat

Parents can then scan their Scout's unique QR Code to access their Scout's parent portal.



Camp Royaneh 2025; Week 1 (2025-06-15)


[REDACTED] (Scouts BSA Youth)

Clayton Carroll has created an event registration for your unit, and this card contains your Parent Portal access keys for one attendee.

<https://scoutingevent.com/023/PP/15395178/42xky>

Participant ID: [REDACTED]

Password: [REDACTED]



Parent Portal FAQ's: <https://admin.247scouting.com/helpfiles/parentPortalHelp.pdf>

Tutorials for using Parent Portal (Separate tutorials for Unit Leaders and Parents):

[https://www.youtube.com/playlist?list=PLGp-1PFhICejNQyNAiGJ1cMpff8\\_ZqRzR](https://www.youtube.com/playlist?list=PLGp-1PFhICejNQyNAiGJ1cMpff8_ZqRzR)